



METRO's Zero-Emissions Fleet

Presented by:

Danny Ilioiu

*Zero-Emissions Fleet
Strategic Planning Manager*

Lisa Shafer

*Coordinated Portfolio Manager
Fleet*

Agenda

- Background
- Where we are today
- Roadmap to the future



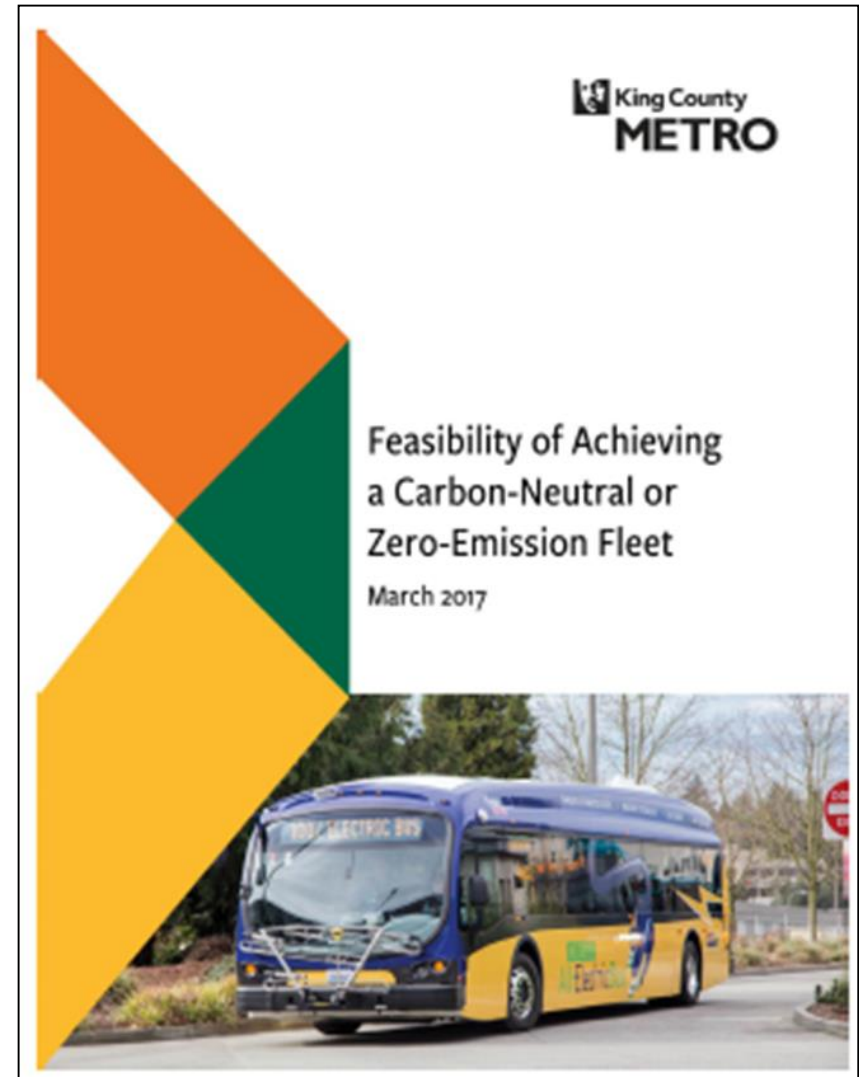
Building a zero-emission fleet

Recommendation:

Transition to a zero-emission fleet by 2040

- **Evaluation criteria**

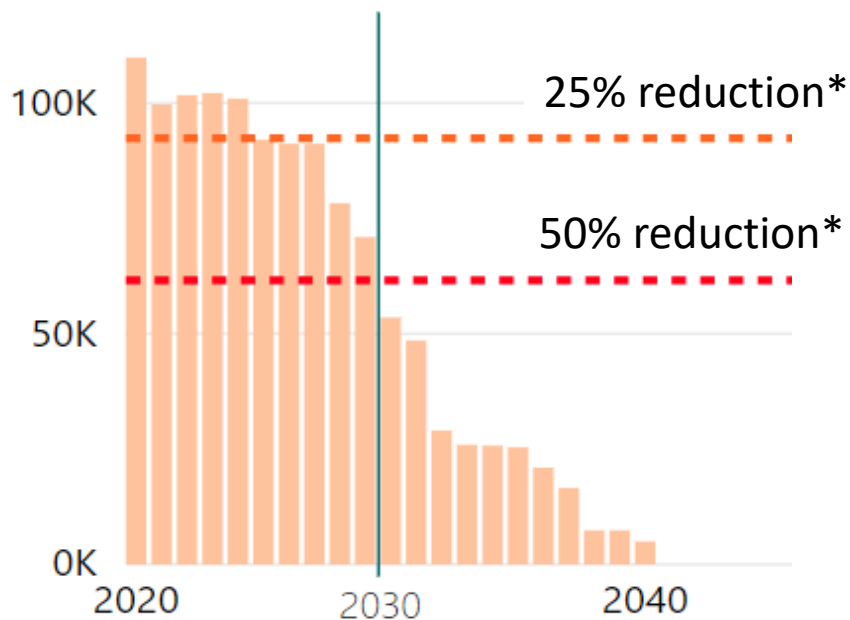
- Environment
- Social equity
- Service and fleet needs
- Cost
- Supporting systems



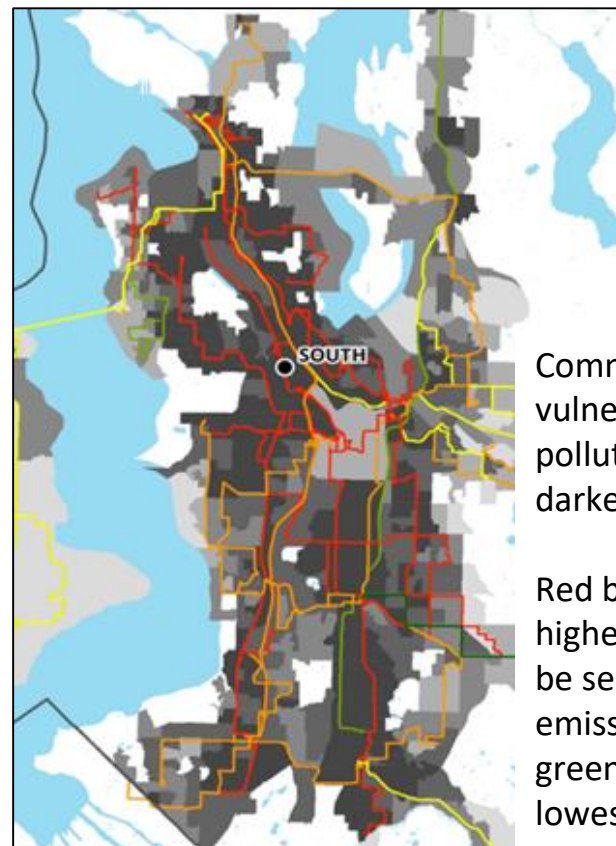
Advancing Climate and Equity goals

- Eliminate greenhouse gas emissions from fleet operations
- Eliminate tailpipe air pollution emissions
- Reduce noise to levels equivalent to a passenger car
- Prioritize initial deployment in low income and minority communities most vulnerable to air pollution

Greenhouse gas emissions



*compared to 2007



Communities most vulnerable to air pollution are darker shade.

Red bus routes are highest priority to be served by zero-emission buses, green routes the lowest.

Steps to get there

- **Study:** Test, learn from others, observe
- **Deploy:** test, evaluate and plan to scale-up
 - Buses
 - Charging infrastructure
 - Base capacity



Our fleet today

~1620 Buses Total

- **185 Zero-Emissions Buses**
(12% of our fleet)
 - 174 Electric Trolley Buses
 - 11 Fast Charge 40' Battery Electric Buses
 - 6 Extended-Range Battery Electric Buses (Test-2019)



Our current experience: Fast Charge buses



- 11 40' fast charge buses
- Charge in 10 minutes
- Range of 25 miles
- Serving 2 routes
– 226 and 241

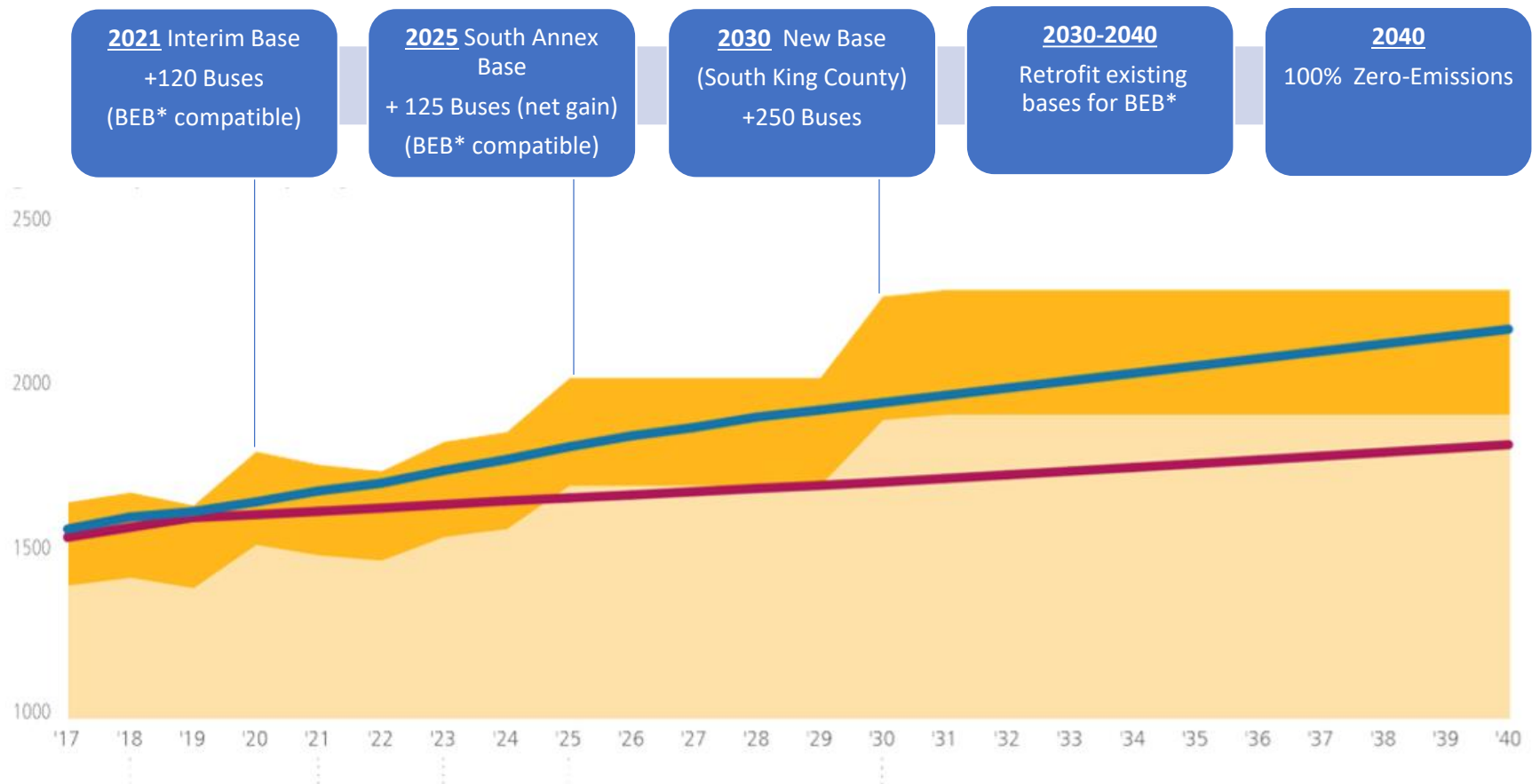
Extended range test

Evaluation

- 140 mile range
- Charge in 4 hours or less
- Performance on hills
- Heating and cooling impact on range
- 40' and 60' buses
- Passenger load impact on range



Adding base capacity



— Fleet growth as currently planned

— Fleet growth as proposed in METRO CONNECTS Plan

State of Good Repair (SGR) affects capacity

Available space for coaches, with bases filled to efficient operations

Available space for coaches, with bases filled to constrained operations

NOTE: Capacity reflects SGR and electrification efforts at all bases

*BEB = Battery electric bus

Partners and Stakeholders



- Utility Partners
- Bus and Charger Manufacturers
- Transit Partners
- Industry & Technical Partners
- King County Departments
- Customers
- Transit operators

Key Considerations

Bus

- Passenger capacity
 - Range
 - Cost and availability
-

Battery

- Fast charge v slow charge
 - Size
 - Technology – life cycle, performance, cost, safety
-

Charging Infrastructure

- Fast charge v slow charge
 - Base or in-route; plug-in v overhead
 - Standardization
 - Smart Charging
-

Electricity - Utility

- Supply and source (renewable)
 - Infrastructure and readiness
 - Rate structure
-

Operations

- Route Design, Scheduling
- Workforce training
- Community Engagement
- Fleet planning



Thank you!

Danny.Ilioiu@kingcounty.gov

Lisa.Shafer@kingcounty.gov

