



Signature Report

Ordinance 18944

Proposed No. 2019-0139.2

Sponsors Balducci

1 AN ORDINANCE approving March 2020 public
2 transportation service changes for King County.

3 STATEMENT OF FACTS:

4 1. The proposed changes to the Metro transit department mobility
5 division's fixed route transit network include changes that affect service in
6 the cities of Bellevue, Bothell, Clyde Hill, Kenmore, Kirkland, Medina,
7 Redmond, Seattle, Woodinville and Yarrow Point.

8 2. The proposed changes are consistent with the policy direction and
9 priorities in Ordinance 18301, enacted June 16, 2016, via which the King
10 County executive and council adopted the 2015 update to Metro's
11 Strategic Plan for Public Transportation 2011-2021 and associated Service
12 Guidelines.

13 3. The Service Guidelines direct the Metro transit department to reduce
14 duplication of service where routes overlap or serve common destinations.

15 4. In 2018, the Metro transit department conducted public outreach
16 concerning proposed changes to service on the north Eastside of King
17 County currently provided by Routes 234, 235, 236, 238, 243, 244, 248,
18 255, 277 and 930.

19 5. The proposed service changes would eliminate Routes 234, 235, 236,

20 238, 243, 244, 248 and 277 with the March 2020 service change.

21 6. Together with modifications to Routes 255 and 930, the proposed
22 service changes would reinvest savings to create new Routes 225, 230,
23 231, 239 and 250.

24 BE IT ORDAINED BY THE COUNCIL OF KING COUNTY:

25 SECTION 1. The March 2020 public transportation service changes for King

26 County, substantially as described in Attachment A to this ordinance, are hereby
27 approved and shall be implemented effective March 21, 2020.
28

Ordinance 18944 was introduced on 4/24/2019 and passed by the Metropolitan King County Council on 7/10/2019, by the following vote:

Yes: 9 - Mr. von Reichbauer, Mr. Gossett, Ms. Lambert, Mr. Dunn,
Mr. McDermott, Mr. Dembowski, Mr. Upthegrove, Ms. Kohl-Welles
and Ms. Balducci



KING COUNTY COUNCIL
KING COUNTY, WASHINGTON

A handwritten signature in black ink, appearing to read "Rod Dembowski", written over a horizontal line.

Rod Dembowski, Chair

ATTEST:

A handwritten signature in black ink, appearing to read "Melani Pedroza", written over a horizontal line.

Melani Pedroza, Clerk of the Council

APPROVED this 18 day of July, 2019.

A handwritten signature in black ink, appearing to read "Dow Constantine", written over a horizontal line.

Dow Constantine, County Executive

Attachments: A. March 2020 North Eastside Restructure Service Changes, dated June 28, 2019

RECEIVED
2019 JUL 19 AM 9:19
CLERK
KING COUNTY COUNCIL

June 28, 2019
MARCH 2020
NORTH EASTSIDE RESTRUCTURE SERVICE CHANGES

Route: 225 (new)

OBJECTIVES:

Restructure service to connect Kenmore and Overlake, creating a corridor linking technology employers and training centers with workforce in accordance with the Strategic Plan for Public Transportation, 2011-2021 and King County Metro Service Guidelines.

- *Strategic Plan Strategy 2.3.1*: Provide products and services that are designed to provide geographic value in all parts of King County.
- *Strategic Plan Strategy 3.1.1*: Through investments and partnerships with regional organizations, local jurisdictions and the private sector, provide alternatives to driving alone that connect people to jobs, education and other destinations essential to King County's economic vitality.
- *Strategic Plan Strategy 3.2.1*: Expand services to accommodate the region's growing population and serve new transit markets when financially feasible.
- *Strategic Plan Strategy 3.2.2*: Coordinate and develop services and facilities with other providers to create an integrated and efficient regional transportation system.
- *Strategic Plan Strategy 3.4.1*: Serve centers and other areas of concentrated activity, consistent with Transportation 2040.
- *Strategic Plan Strategy 5.1.1*: Provide service that is easy to understand and use.
- *Strategic Plan Strategy 6.1.1*: Manage the transit system through service guidelines and performance measures.
- *Strategic Plan Strategy 6.2.3*: Develop and implement alternative public transportation services and delivery strategies.
 - Service Design Guideline – Routes should be designed in the context of the entire transportation system.
 - Service Design Guideline – A route that operates directly between two locations is faster and more attractive to riders than one that takes a long, circuitous path.
 - Service Design Guideline – Routes should serve connection points where riders can connect to frequent services, opening up the widest possible range of travel options.
 - Service Design Guideline – Routes are more efficient when designed to serve multiple purposes and destinations rather than specialized travel demands.
 - Service Design Guideline – The length of bus routes should provide useful connections for riders and be more attractive than other travel modes
 - Service Design Guideline – Demand-responsive service may be considered where fixed-route service is unlikely to be successful or where unique conditions exist that can be met more effectively through flexible service.

IMPACTED SERVICE AREA:

Kenmore, Totem Lake, Kirkland, Overlake and Bellevue

SERVICE CHANGE:

Implement new Route 225, which will provide service between Kenmore and Overlake via Totem Lake. Route 225 will operate every 30 minutes from approximately 5:30 AM until 7:00 PM on weekdays and will operate hourly in the evenings from 7 PM until 9 PM. Route 225 will operate hourly on weekends from 8 AM until 9 PM.



Route 230 (new)

OBJECTIVES:

Restructure service to connect Bothell and Kirkland that will complement new Route 231 to provide frequent service where 100th Ave NE and Juanita Woodinville Way NE intersect into and out of Kirkland Transit Center in accordance with the Strategic Plan for Public Transportation, 2011-2021 and King County Metro Service Guidelines.

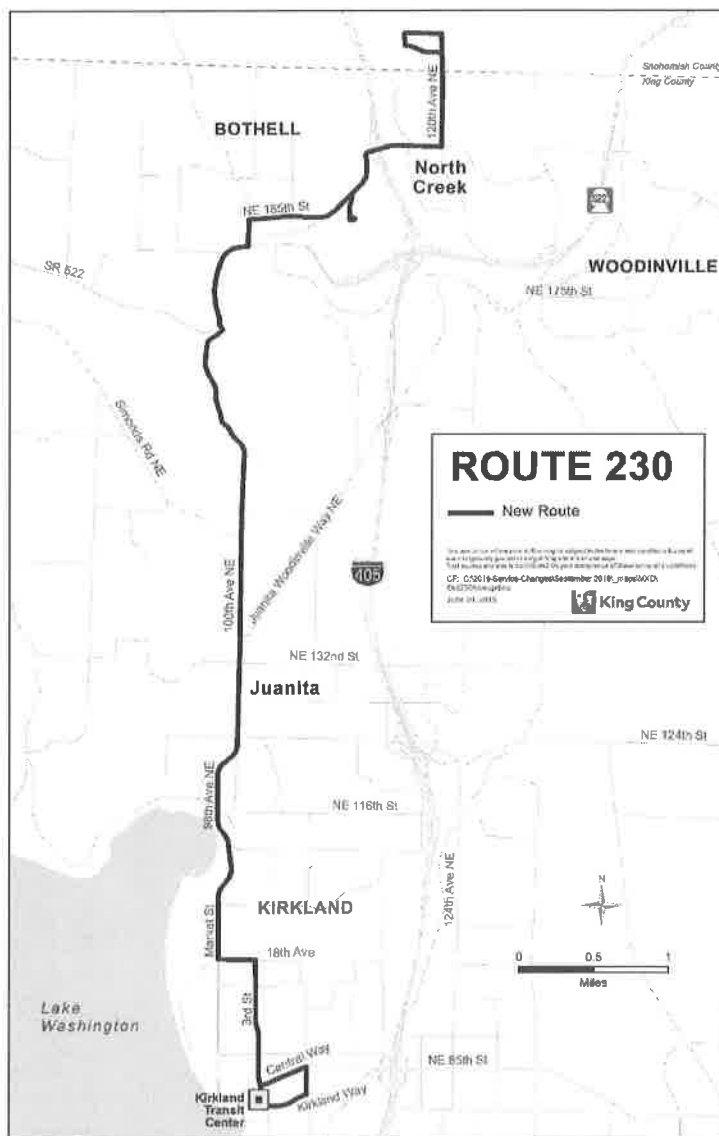
- *Strategic Plan Strategy 2.3.1*: Provide products and services that are designed to provide geographic value in all parts of King County.
- *Strategic Plan Strategy 3.1.1*: Through investments and partnerships with regional organizations, local jurisdictions and the private sector, provide alternatives to driving alone that connect people to jobs, education and other destinations essential to King County's economic vitality.
- *Strategic Plan Strategy 3.2.1*: Expand services to accommodate the region's growing population and serve new transit markets when financially feasible.
- *Strategic Plan Strategy 3.2.2*: Coordinate and develop services and facilities with other providers to create an integrated and efficient regional transportation system.
- *Strategic Plan Strategy 3.4.1*: Serve centers and other areas of concentrated activity, consistent with Transportation 2040.
- *Strategic Plan Strategy 5.1.1*: Provide service that is easy to understand and use.
- *Strategic Plan Strategy 6.1.1*: Manage the transit system through service guidelines and performance measures.
- *Strategic Plan Strategy 6.2.3*: Develop and implement alternative public transportation services and delivery strategies.
 - *Service Design Guideline* – Routes should be designed in the context of the entire transportation system.
 - *Service Design Guideline* – A route that operates directly between two locations is faster and more attractive to riders than one that takes a long, circuitous path.
 - *Service Design Guideline* – Routes should serve connection points where riders can connect to frequent services, opening up the widest possible range of travel options.
 - *Service Design Guideline* – Routes are more efficient when designed to serve multiple purposes and destinations rather than specialized travel demands.
 - *Service Design Guideline* – The length of bus routes should provide useful connections for riders and be more attractive than other travel modes.
 - *Service Design Guideline* – Demand-responsive service may be considered where fixed-route service is unlikely to be successful or where unique conditions exist that can be met more effectively through flexible service.

IMPACTED SERVICE AREA:

North Creek, Bothell, Juanita, Kirkland Transit Center

SERVICE CHANGE:

Implement new Route 230, which will provide service between Kirkland and Bothell. Route 230 will operate every 30 minutes from approximately 5:30 AM until 7:00 PM on weekdays and will operate hourly in the evenings from 7 PM until 10 PM. Route 230 will operate hourly on weekends from 7 AM until 8:30 PM.



Attachment A
June 28, 2019

Route 231 (new)

OBJECTIVES:

Restructure service to connect Woodinville and Kirkland that will complement new Route 230 to provide frequent service where 100th Ave NE and Juanita Woodinville Way NE intersect into and out of Kirkland Transit Center in accordance with the Strategic Plan for Public Transportation, 2011-2021 and King County Metro Service Guidelines.

- *Strategic Plan Strategy 2.3.1:* Provide products and services that are designed to provide geographic value in all parts of King County.
- *Strategic Plan Strategy 3.1.1:* Through investments and partnerships with regional organizations, local jurisdictions and the private sector, provide alternatives to driving alone that connect people to jobs, education and other destinations essential to King County's economic vitality.
- *Strategic Plan Strategy 3.2.1:* Expand services to accommodate the region's growing population and serve new transit markets when financially feasible.
- *Strategic Plan Strategy 3.2.2:* Coordinate and develop services and facilities with other providers to create an integrated and efficient regional transportation system.
- *Strategic Plan Strategy 3.4.1:* Serve centers and other areas of concentrated activity, consistent with Transportation 2040.
- *Strategic Plan Strategy 5.1.1:* Provide service that is easy to understand and use.
- *Strategic Plan Strategy 6.1.1:* Manage the transit system through service guidelines and performance measures.
- *Strategic Plan Strategy 6.2.3:* Develop and implement alternative public transportation services and delivery strategies.
 - *Service Design Guideline* – Routes should be designed in the context of the entire transportation system.
 - *Service Design Guideline* – A route that operates directly between two locations is faster and more attractive to riders than one that takes a long, circuitous path.
 - *Service Design Guideline* – Routes should serve connection points where riders can connect to frequent services, opening up the widest possible range of travel options.
 - *Service Design Guideline* – Routes are more efficient when designed to serve multiple purposes and destinations rather than specialized travel demands.
 - *Service Design Guideline* – The length of bus routes should provide useful connections for riders and be more attractive than other travel modes.
 - *Service Design Guideline* – Demand-responsive service may be considered where fixed-route service is unlikely to be successful or where unique conditions exist that can be met more effectively through flexible service.

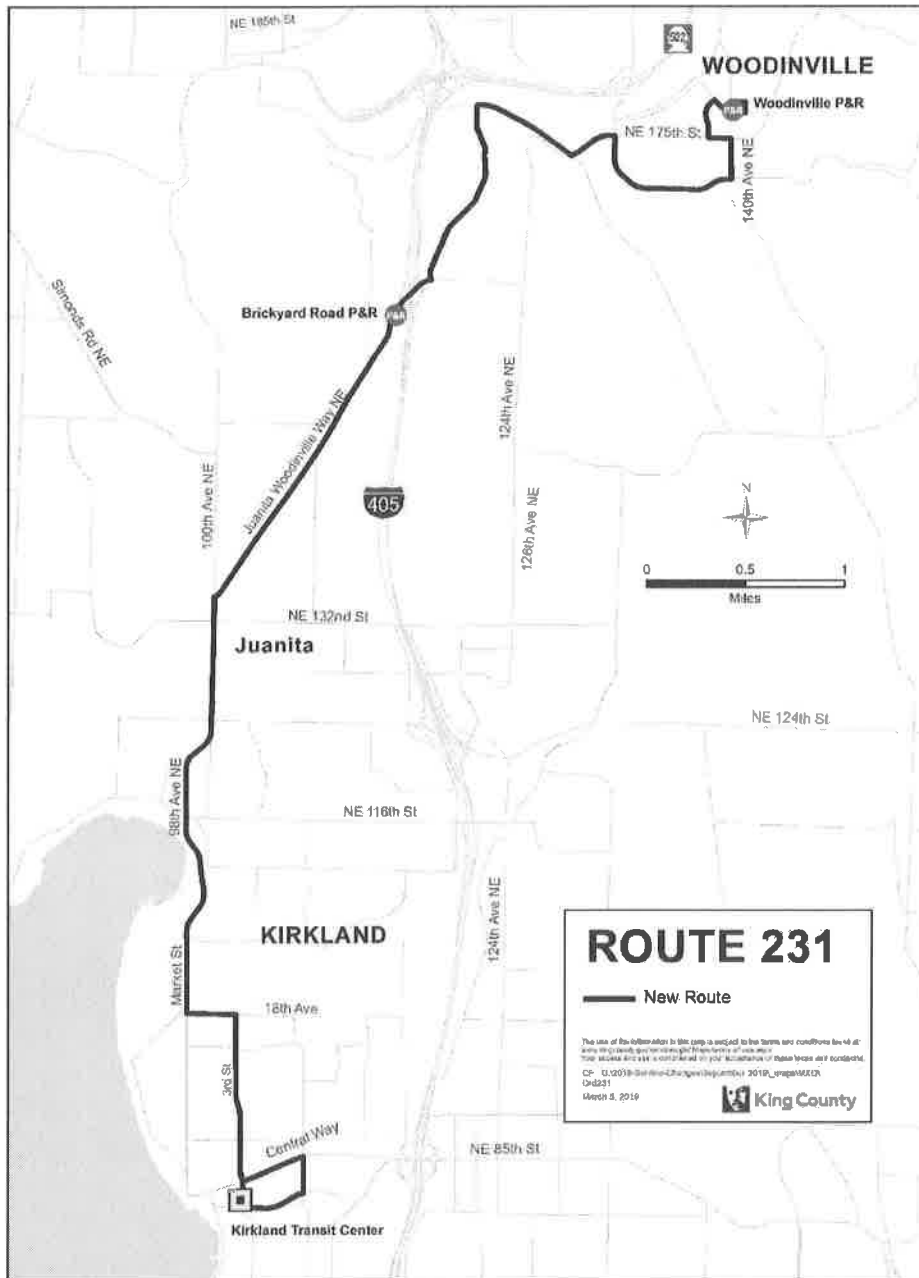
Attachment A
June 28, 2019

IMPACTED SERVICE AREA:

Woodinville, Brickyard, Juanita, Kirkland Transit Center

SERVICE CHANGE:

Implement new Route 231, which will provide service between Kirkland and Woodinville. Route 231 will operate every 30 minutes from approximately 6:30 AM until 7:00 PM on weekdays and will operate hourly in the evenings from 7 PM until 9:30 PM. Route 231 will operate hourly on weekends from 7:30 AM until 9 PM.



Route 234 (deleted)

OBJECTIVES:

Replacement service to Route 234 will be provided by new routes 225, 230, 231, and 250.

Restructure service on the north Eastside for simplified design, increased frequency and span of service, and improved resource stewardship in accordance with the Strategic Plan for Public Transportation, 2011-2021 and King County Metro Service Guidelines.

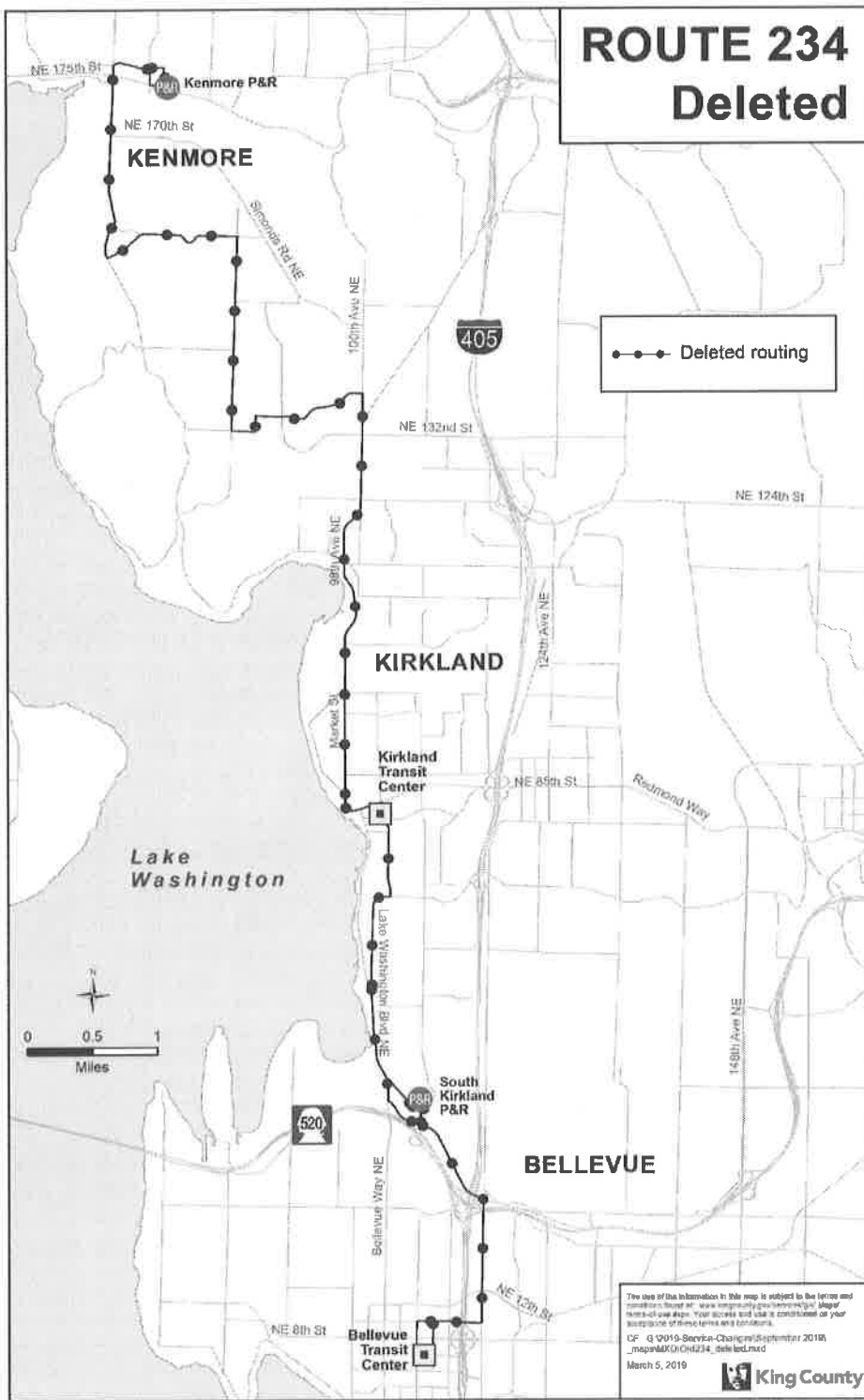
- *Strategic Plan Strategy 2.1.1:* Design and offer a variety of public transportation products and services appropriate to different markets and mobility needs.
- *Strategic Plan Strategy 2.2.1:* Provide travel opportunities for historically disadvantaged populations, such as low-income people, students, youth, seniors, people of color, people with disabilities, and others with limited transportation options.
- *Strategic Plan Strategy 2.3.1:* Provide products and services that are designed to provide geographic value in all parts of King County.
- *Strategic Plan Strategy 3.1.1:* Through investments and partnerships with regional organizations, local jurisdictions and the private sector, provide alternatives to driving alone that connect people to jobs, education and other destinations essential to King County's economic vitality.
- *Strategic Plan Strategy 3.2.1:* Expand services to accommodate the region's growing population and serve new transit markets when financially feasible.
- *Strategic Plan Strategy 3.2.2:* Coordinate and develop services and facilities with other providers to create an integrated and efficient regional transportation system.
- *Strategic Plan Strategy 3.4.1:* Serve centers and other areas of concentrated activity, consistent with Transportation 2040.
- *Strategic Plan Strategy 5.1.1:* Provide service that is easy to understand and use.
- *Strategic Plan Strategy 6.1.1:* Manage the transit system through service guidelines and performance measures.
- *Strategic Plan Strategy 6.2.3:* Develop and implement alternative public transportation services and delivery strategies.
 - *Service Design Guideline* – Routes should be designed in the context of the entire transportation system.
 - *Service Design Guideline* – A route that operates directly between two locations is faster and more attractive to riders than one that takes a long, circuitous path.
 - *Service Design Guideline* – Routes should serve connection points where riders can connect to frequent services, opening up the widest possible range of travel options.
 - *Service Design Guideline* – Routes are more efficient when designed to serve multiple purposes and destinations rather than specialized travel demands.
 - *Service Design Guideline* – The length of bus routes should provide useful connections for riders and be more attractive than other travel modes.
 - *Service Design Guideline* – Demand-responsive service may be considered where fixed-route service is unlikely to be successful or where unique conditions exist that can be met more effectively through flexible service.

IMPACTED SERVICE AREA:

Kenmore, Kirkland, Bellevue

SERVICE CHANGE:

Delete Route 234 to reduce duplicative service. Alternative service will be provided by new Route 225 connecting Kenmore to Overlake via Totem Lake; new Route 230 connecting Bothell and Kirkland, new Route 231 connecting Woodinville and Kirkland and new Route 250 connecting Avondale, Redmond, Kirkland and Bellevue.



Route 235 (deleted)

OBJECTIVES:

Replacement service to Route 235 will be provided by new Routes 239 and 250.

Restructure service on the north Eastside for simplified design, increased frequency and span of service, and improved resource stewardship in accordance with the Strategic Plan for Public Transportation, 2011-2021 and King County Metro Service Guidelines.

- *Strategic Plan Strategy 2.1.1:* Design and offer a variety of public transportation products and services appropriate to different markets and mobility needs.
- *Strategic Plan Strategy 2.2.1:* Provide travel opportunities for historically disadvantaged populations, such as low-income people, students, youth, seniors, people of color, people with disabilities, and others with limited transportation options.
- *Strategic Plan Strategy 2.3.1:* Provide products and services that are designed to provide geographic value in all parts of King County.
- *Strategic Plan Strategy 3.1.1:* Through investments and partnerships with regional organizations, local jurisdictions and the private sector, provide alternatives to driving alone that connect people to jobs, education and other destinations essential to King County's economic vitality.
- *Strategic Plan Strategy 3.2.1:* Expand services to accommodate the region's growing population and serve new transit markets when financially feasible.
- *Strategic Plan Strategy 3.2.2:* Coordinate and develop services and facilities with other providers to create an integrated and efficient regional transportation system.
- *Strategic Plan Strategy 3.4.1:* Serve centers and other areas of concentrated activity, consistent with Transportation 2040.
- *Strategic Plan Strategy 5.1.1:* Provide service that is easy to understand and use.
- *Strategic Plan Strategy 6.1.1:* Manage the transit system through service guidelines and performance measures.
- *Strategic Plan Strategy 6.2.3:* Develop and implement alternative public transportation services and delivery strategies.
 - *Service Design Guideline* - Routes should be designed in the context of the entire transportation system.
 - *Service Design Guideline* – A route that operates directly between two locations is faster and more attractive to riders than one that takes a long, circuitous path.
 - *Service Design Guideline* – Routes should serve connection points where riders can connect to frequent services, opening up the widest possible range of travel options.
 - *Service Design Guideline* – Routes are more efficient when designed to serve multiple purposes and destinations rather than specialized travel demands.
 - *Service Design Guideline* – The length of bus routes should provide useful connections for riders and be more attractive than other travel modes.

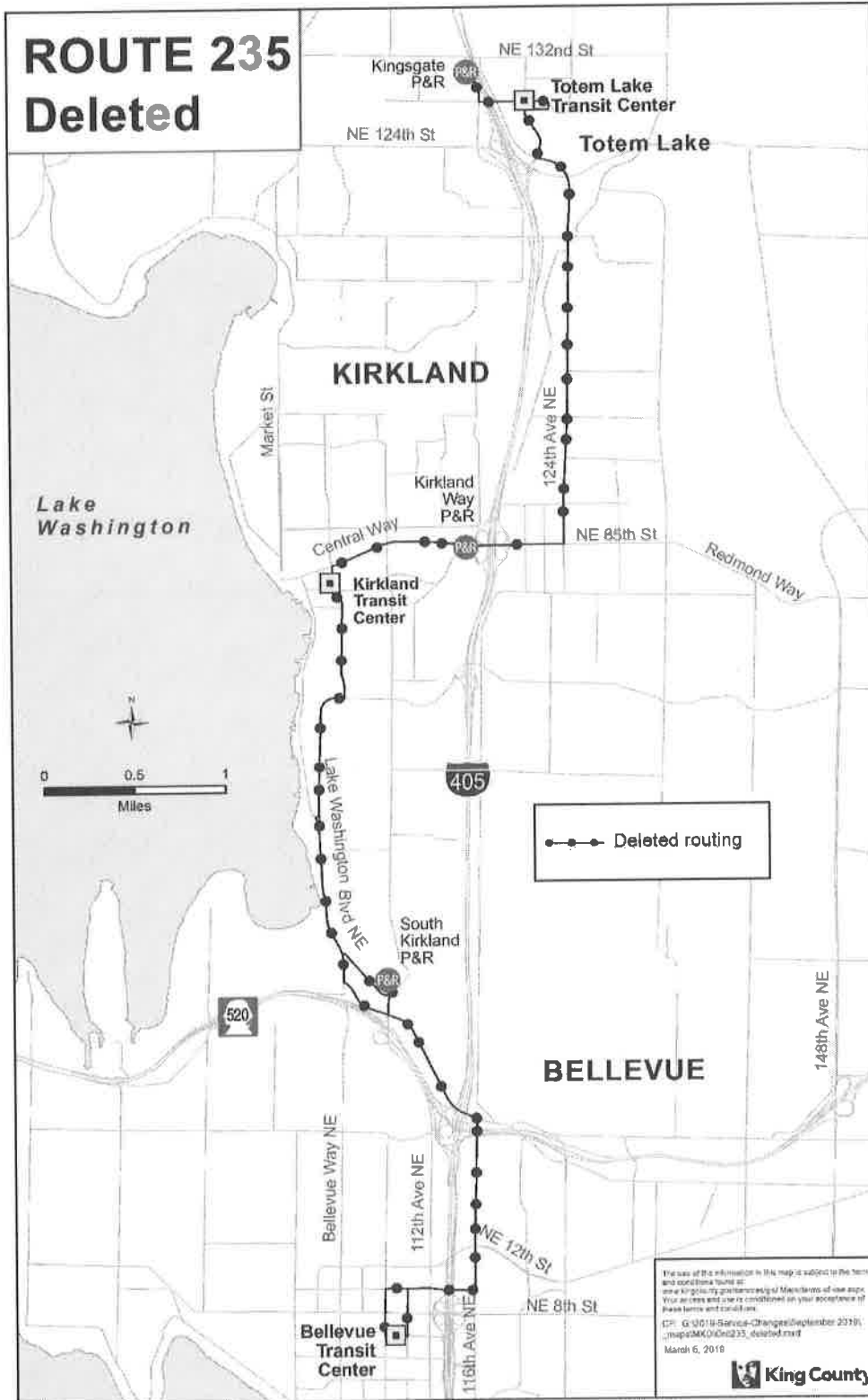
- *Service Design Guideline* – Demand-responsive service may be considered where fixed-route service is unlikely to be successful or where unique conditions exist that can be met more effectively through flexible service.

IMPACTED SERVICE AREA:

Totem Lake, Kirkland, Bellevue

SERVICE CHANGE:

Delete Route 235 to reduce duplicative service. Alternative service will be provided by new Route 239 connecting UW Bothell and Kirkland, and new Route 250 connecting Avondale, Redmond, Kirkland and Bellevue.



Route 236 (deleted)

OBJECTIVES:

Replacement service to Route 236 will be provided by new routes 230, 231 and by Routes 930 as well as a new Community Connections service.

Restructure service on the north Eastside for simplified design, increased frequency and span of service, and improved resource stewardship in accordance with the Strategic Plan for Public Transportation, 2011-2021 and King County Metro Service Guidelines.

- *Strategic Plan Strategy 2.1.1:* Design and offer a variety of public transportation products and services appropriate to different markets and mobility needs.
- *Strategic Plan Strategy 2.2.1:* Provide travel opportunities for historically disadvantaged populations, such as low-income people, students, youth, seniors, people of color, people with disabilities, and others with limited transportation options.
- *Strategic Plan Strategy 2.3.1:* Provide products and services that are designed to provide geographic value in all parts of King County.
- *Strategic Plan Strategy 3.1.1:* Through investments and partnerships with regional organizations, local jurisdictions and the private sector, provide alternatives to driving alone that connect people to jobs, education and other destinations essential to King County's economic vitality.
- *Strategic Plan Strategy 3.2.1:* Expand services to accommodate the region's growing population and serve new transit markets when financially feasible.
- *Strategic Plan Strategy 3.2.2:* Coordinate and develop services and facilities with other providers to create an integrated and efficient regional transportation system.
- *Strategic Plan Strategy 3.4.1:* Serve centers and other areas of concentrated activity, consistent with Transportation 2040.
- *Strategic Plan Strategy 5.1.1:* Provide service that is easy to understand and use.
- *Strategic Plan Strategy 6.1.1:* Manage the transit system through service guidelines and performance measures.
- *Strategic Plan Strategy 6.2.3:* Develop and implement alternative public transportation services and delivery strategies.
 - *Service Design Guideline* – Routes should be designed in the context of the entire transportation system.
 - *Service Design Guideline* – A route that operates directly between two locations is faster and more attractive to riders than one that takes a long, circuitous path.
 - *Service Design Guideline* – Routes should serve connection points where riders can connect to frequent services, opening up the widest possible range of travel options.
 - *Service Design Guideline* – Routes are more efficient when designed to serve multiple purposes and destinations rather than specialized travel demands.

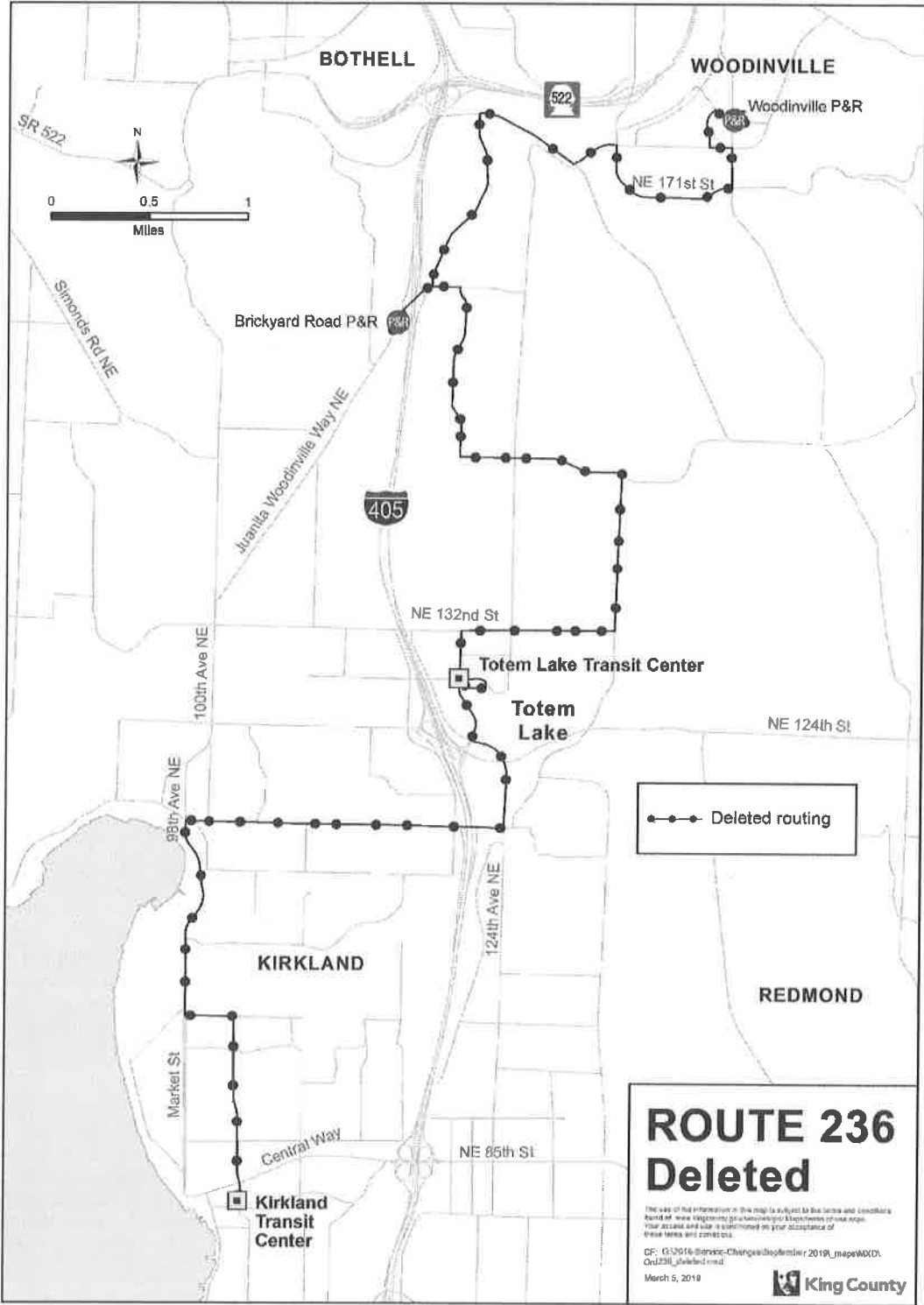
- *Service Design Guideline* – The length of bus routes should provide useful connections for riders and to be more attractive than other travel modes.
- *Service Design Guideline* – Demand-responsive service may be considered where fixed-route service is unlikely to be successful or where unique conditions exist that can be met more effectively through flexible service.

IMPACTED SERVICE AREA:

Woodinville, Kingsgate, Totem Lake, Kirkland

SERVICE CHANGE:

Delete Route 236 to reduce duplicative service. Alternative service will be provided by new Route 230 connecting Bothell and Kirkland, new Route 231 connecting Woodinville and Kirkland, Route 930 connecting Redmond and Kingsgate, and a new Community Connections service in Kirkland.



Route 238 (deleted)

OBJECTIVES:

Replacement service to Route 238 will be provided by new Routes 225, 230, 231, 239 and 250.

Restructure service on the north Eastside for simplified design, increased frequency and span of service, and improved resource stewardship in accordance with the Strategic Plan for Public Transportation, 2011-2021 and King County Metro Service Guidelines.

- *Strategic Plan Strategy 2.1.1:* Design and offer a variety of public transportation products and services appropriate to different markets and mobility needs.
- *Strategic Plan Strategy 2.2.1:* Provide travel opportunities for historically disadvantaged populations, such as low-income people, students, youth, seniors, people of color, people with disabilities, and others with limited transportation options.
- *Strategic Plan Strategy 2.3.1:* Provide products and services that are designed to provide geographic value in all parts of King County.
- *Strategic Plan Strategy 3.1.1:* Through investments and partnerships with regional organizations, local jurisdictions and the private sector, provide alternatives to driving alone that connect people to jobs, education and other destinations essential to King County's economic vitality.
- *Strategic Plan Strategy 3.2.1:* Expand services to accommodate the region's growing population and serve new transit markets when financially feasible.
- *Strategic Plan Strategy 3.2.2:* Coordinate and develop services and facilities with other providers to create an integrated and efficient regional transportation system.
- *Strategic Plan Strategy 3.4.1:* Serve centers and other areas of concentrated activity, consistent with Transportation 2040.
- *Strategic Plan Strategy 5.1.1:* Provide service that is easy to understand and use.
- *Strategic Plan Strategy 6.1.1:* Manage the transit system through service guidelines and performance measures.
- *Strategic Plan Strategy 6.2.3:* Develop and implement alternative public transportation services and delivery strategies.
 - *Service Design Guideline* – Routes should be designed in the context of the entire transportation system.
 - *Service Design Guideline* – A route that operates directly between two locations is faster and more attractive to riders than one that takes a long, circuitous path.
 - *Service Design Guideline* – Routes should serve connection points where riders can connect to frequent services, opening up the widest possible range of travel options.
 - *Service Design Guideline* – Routes are more efficient when designed to serve multiple purposes and destinations rather than specialized travel demands.
 - *Service Design Guideline* – The length of bus routes should provide useful connections for riders and be more attractive than other travel modes.

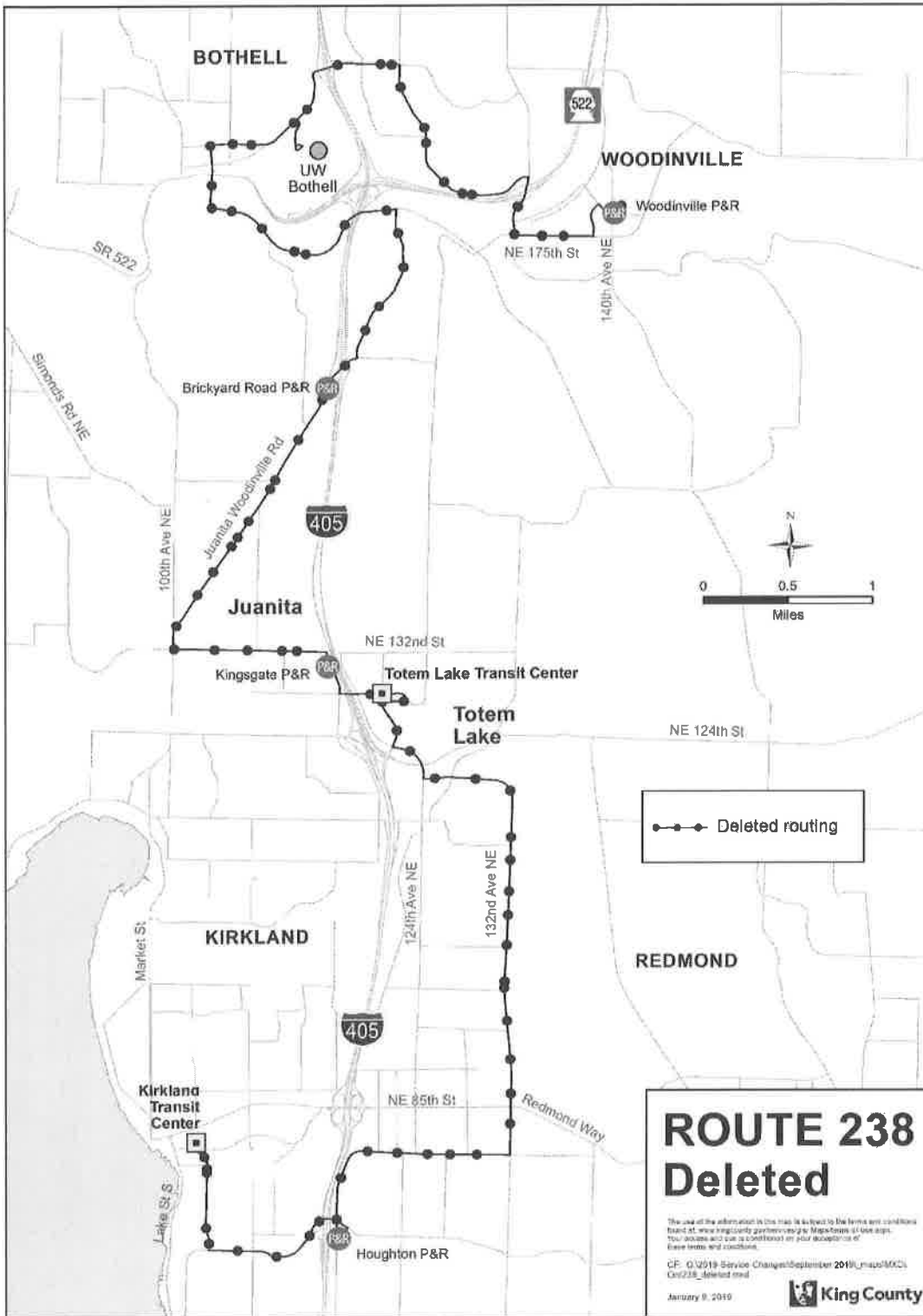
- *Service Design Guideline* – Demand-responsive service may be considered where fixed-route service is unlikely to be successful or where unique conditions exist that can be met more effectively through flexible service.

IMPACTED SERVICE AREA:

Woodinville, Bothell, Juanita, Totem Lake, Kirkland

SERVICE CHANGE:

Delete Route 238 to reduce duplicative service. Alternative service will be provided by new Route 225 connecting Kenmore to Overlake via Totem Lake; new Route 230 connecting Bothell and Kirkland, new Route 231 connecting Woodinville and Kirkland; new Route 239 connecting Bothell and Kirkland, and new Route 250 connecting Avondale, Redmond, Kirkland and Bellevue.



Route 239 (new)

OBJECTIVES:

Restructure service to connect Bothell and Kirkland by providing faster and more direct service in accordance with the Strategic Plan for Public Transportation, 2011-2021 and King County Metro Service Guidelines.

- *Strategic Plan Strategy 2.3.1:* Provide products and services that are designed to provide geographic value in all parts of King County.
- *Strategic Plan Strategy 3.1.1:* Through investments and partnerships with regional organizations, local jurisdictions and the private sector, provide alternatives to driving alone that connect people to jobs, education and other destinations essential to King County's economic vitality.
- *Strategic Plan Strategy 3.2.1:* Expand services to accommodate the region's growing population and serve new transit markets when financially feasible.
- *Strategic Plan Strategy 3.2.2:* Coordinate and develop services and facilities with other providers to create an integrated and efficient regional transportation system.
- *Strategic Plan Strategy 3.4.1:* Serve centers and other areas of concentrated activity, consistent with Transportation 2040.
- *Strategic Plan Strategy 5.1.1:* Provide service that is easy to understand and use.
- *Strategic Plan Strategy 6.1.1:* Manage the transit system through service guidelines and performance measures.
- *Strategic Plan Strategy 6.2.3:* Develop and implement alternative public transportation services and delivery strategies.
 - *Service Design Guideline* – Routes should be designed in the context of the entire transportation system.
 - *Service Design Guideline* – A route that operates directly between two locations is faster and more attractive to riders than one that takes a long, circuitous path.
 - *Service Design Guideline* – Routes should serve connection points where riders can connect to frequent services, opening up the widest possible range of travel options.
 - *Service Design Guideline* – Routes are more efficient when designed to serve multiple purposes and destinations rather than specialized travel demands.
 - *Service Design Guideline* – The length of bus routes should provide useful connections for riders and be more attractive than other travel modes.
 - *Service Design Guideline* – Demand-responsive service may be considered where fixed-route service is unlikely to be successful or where unique conditions exist that can be met more effectively through flexible service.

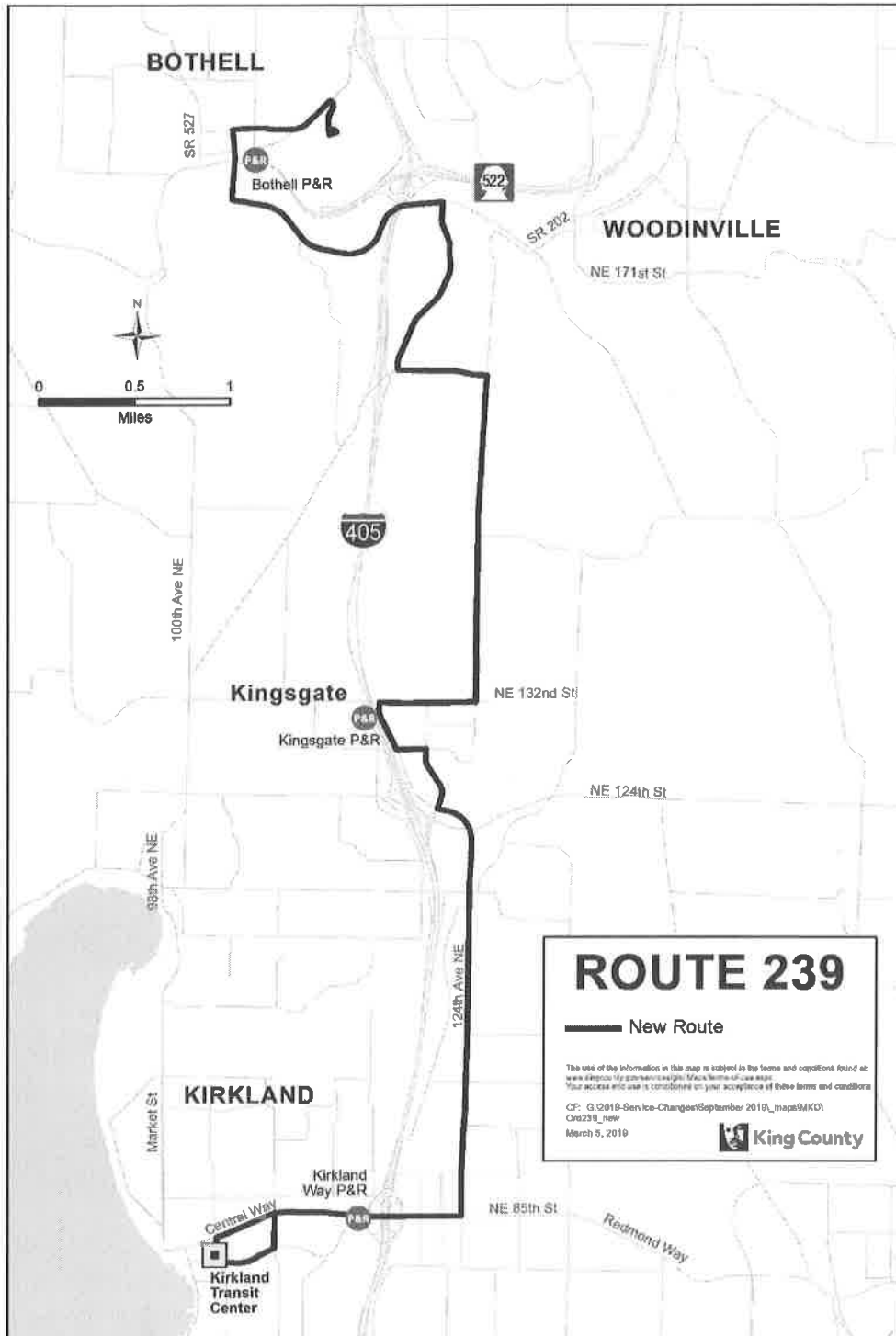
IMPACTED SERVICE AREA:

Bothell, Kingsgate, Woodinville, Totem Lake, North Rose Hill, Kirkland

Attachment A
June 28, 2019

SERVICE CHANGE:

Implement new Route 239 which will provide service between Bothell and Kirkland via Totem Lake. Route 239 will operate every 30 minutes from approximately 5:30 AM until 9:00 PM on weekdays and will operate hourly in the evenings from 9 PM until midnight. Route 239 will operate hourly on weekends from approximately 6 AM until 8 AM, every 30 minutes from approximately 8 AM until 8 PM and hourly from approximately 8 PM until midnight.



Route 243 (deleted)

OBJECTIVES:

Alternative service to Route 243 will be provided by increasing span of service to Route 930 in accordance with the Strategic Plan for Public Transportation, 2011-2021 and King County Metro Service Guidelines.

- *Strategic Plan Strategy 2.1.1:* Design and offer a variety of public transportation products and services appropriate to different markets and mobility needs.
- *Strategic Plan Strategy 2.2.1:* Provide travel opportunities for historically disadvantaged populations, such as low-income people, students, youth, seniors, people of color, people with disabilities, and others with limited transportation options.
- *Strategic Plan Strategy 2.3.1:* Provide products and services that are designed to provide geographic value in all parts of King County.
- *Strategic Plan Strategy 3.1.1:* Through investments and partnerships with regional organizations, local jurisdictions and the private sector, provide alternatives to driving alone that connect people to jobs, education and other destinations essential to King County's economic vitality.
- *Strategic Plan Strategy 3.2.1:* Expand services to accommodate the region's growing population and serve new transit markets when financially feasible.
- *Strategic Plan Strategy 3.2.2:* Coordinate and develop services and facilities with other providers to create an integrated and efficient regional transportation system.
- *Strategic Plan Strategy 3.4.1:* Serve centers and other areas of concentrated activity, consistent with Transportation 2040.
- *Strategic Plan Strategy 5.1.1:* Provide service that is easy to understand and use.
- *Strategic Plan Strategy 6.1.1:* Manage the transit system through service guidelines and performance measures.
- *Strategic Plan Strategy 6.2.3:* Develop and implement alternative public transportation services and delivery strategies.
 - *Service Design Guideline* – Routes should be designed in the context of the entire transportation system.
 - *Service Design Guideline* – A route that operates directly between two locations is faster and more attractive to riders than one that takes a long, circuitous path.
 - *Service Design Guideline* – Routes should serve connection points where riders can connect to frequent services, opening up the widest possible range of travel options.
 - *Service Design Guideline* – Routes are more efficient when designed to serve multiple purposes and destinations rather than specialized travel demands.
 - *Service Design Guideline* – The length of bus routes should provide useful connections for riders and be more attractive than other travel modes.

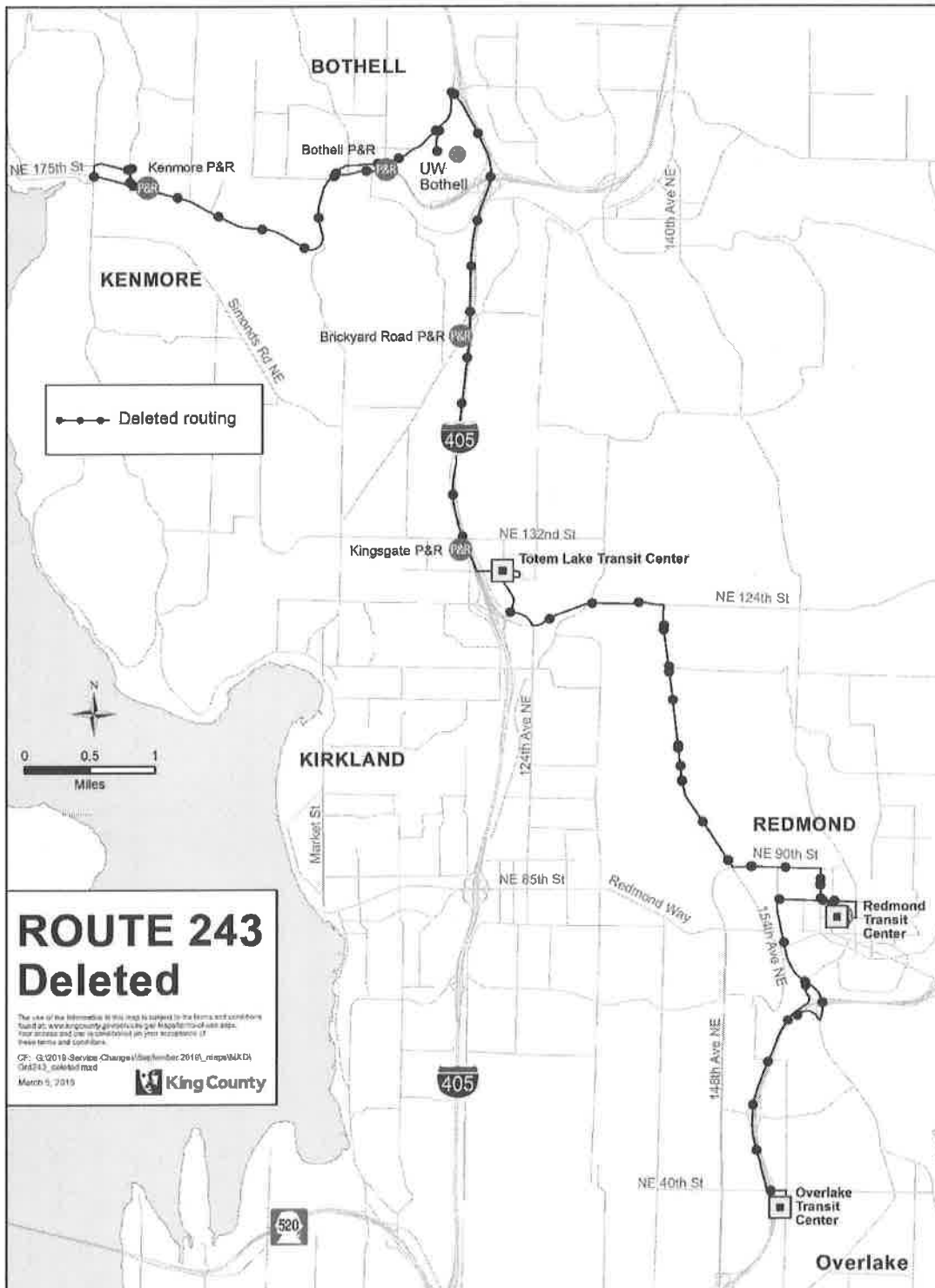
- *Service Design Guideline* – Demand-responsive service may be considered where fixed-route service is unlikely to be successful or where unique conditions exist that can be met more effectively through flexible service.

IMPACTED SERVICE AREA:

Bothell, Kenmore, Totem Lake, Redmond, Overlake

SERVICE CHANGE:

Delete Route 243 to reduce duplicative service. Alternative service will be provided by expanding span of service on Route 930 and other existing service.



Route 244 (deleted)

OBJECTIVES:

Alternative service to Route 244 will be provided by new Route 225 and by increasing span of service to Route 930 in accordance with the Strategic Plan for Public Transportation, 2011-2021 and King County Metro Service Guidelines.

- *Strategic Plan Strategy 2.1.1:* Design and offer a variety of public transportation products and services appropriate to different markets and mobility needs.
- *Strategic Plan Strategy 2.2.1:* Provide travel opportunities for historically disadvantaged populations, such as low-income people, students, youth, seniors, people of color, people with disabilities, and others with limited transportation options.
- *Strategic Plan Strategy 2.3.1:* Provide products and services that are designed to provide geographic value in all parts of King County.
- *Strategic Plan Strategy 3.1.1:* Through investments and partnerships with regional organizations, local jurisdictions and the private sector, provide alternatives to driving alone that connect people to jobs, education and other destinations essential to King County's economic vitality.
- *Strategic Plan Strategy 3.2.1:* Expand services to accommodate the region's growing population and serve new transit markets when financially feasible.
- *Strategic Plan Strategy 3.2.2:* Coordinate and develop services and facilities with other providers to create an integrated and efficient regional transportation system.
- *Strategic Plan Strategy 3.4.1:* Serve centers and other areas of concentrated activity, consistent with Transportation 2040.
- *Strategic Plan Strategy 5.1.1:* Provide service that is easy to understand and use.
- *Strategic Plan Strategy 6.1.1:* Manage the transit system through service guidelines and performance measures.
- *Strategic Plan Strategy 6.2.3:* Develop and implement alternative public transportation services and delivery strategies.
 - *Service Design Guideline* – Routes should be designed in the context of the entire transportation system.
 - *Service Design Guideline* – A route that operates directly between two locations is faster and more attractive to riders than one that takes a long, circuitous path.
 - *Service Design Guideline* – Routes should serve connection points where riders can connect to frequent services, opening up the widest possible range of travel options.
 - *Service Design Guideline* – Routes are more efficient when designed to serve multiple purposes and destinations rather than specialized travel demands.
 - *Service Design Guideline* – The length of bus routes should provide useful connections for riders and be more attractive than other travel modes.

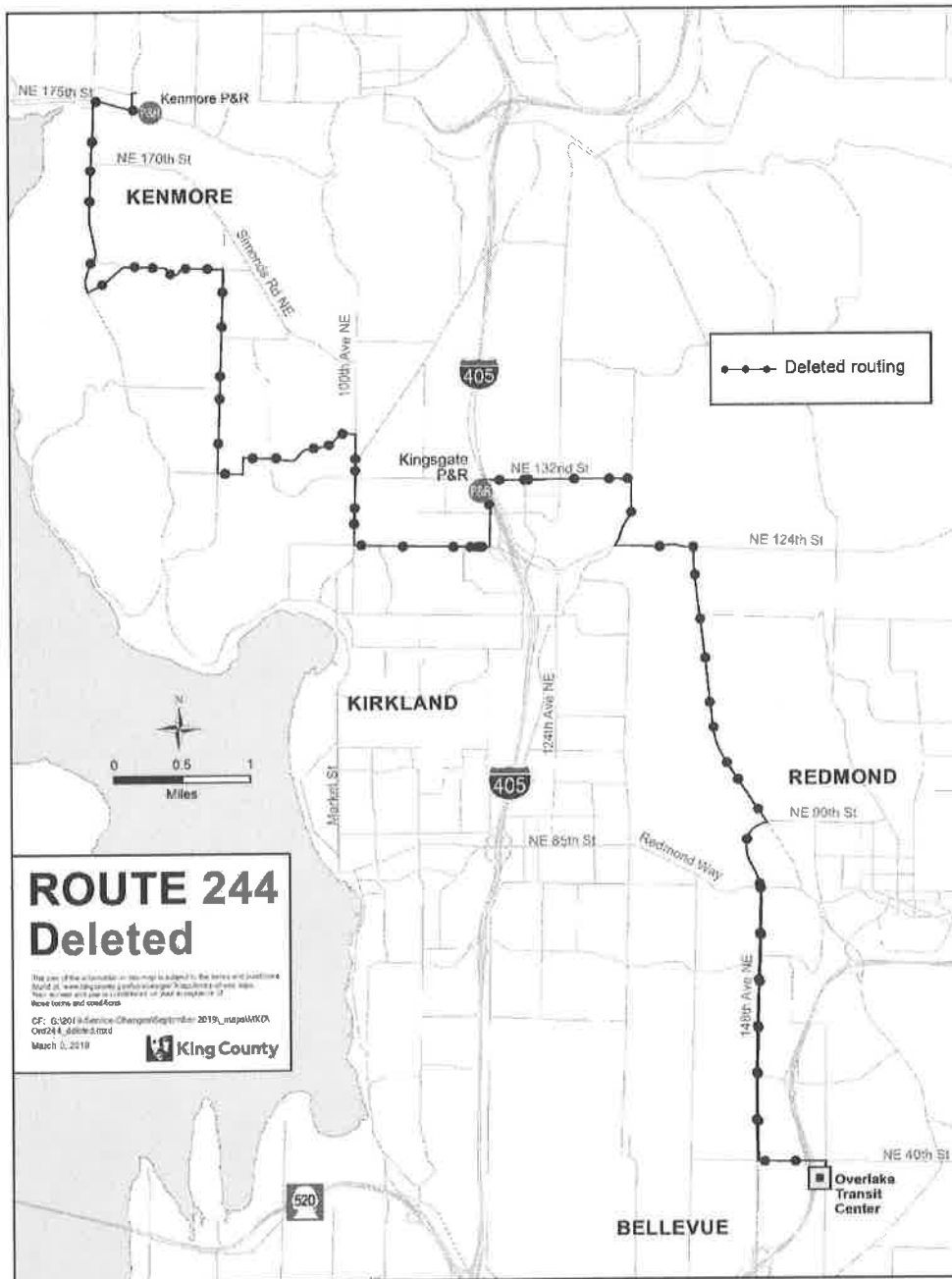
- *Service Design Guideline* – Demand-responsive service may be considered where fixed-route service is unlikely to be successful or where unique conditions exist that can be met more effectively through flexible service.

IMPACTED SERVICE AREA:

Kenmore, Kingsgate, Overlake

SERVICE CHANGE:

Delete Route 244 to reduce duplicative service. Alternative service will be provided by new Route 225 connecting Kenmore with Overlake and by expanding span of service on Route 930.



Route 248 (deleted)

OBJECTIVES:

Alternative service to Route 248 will be provided by new Route 250 that will connect Bellevue, Kirkland and Redmond with frequent daily service in accordance with the Strategic Plan for Public Transportation, 2011-2021 and King County Metro Service Guidelines.

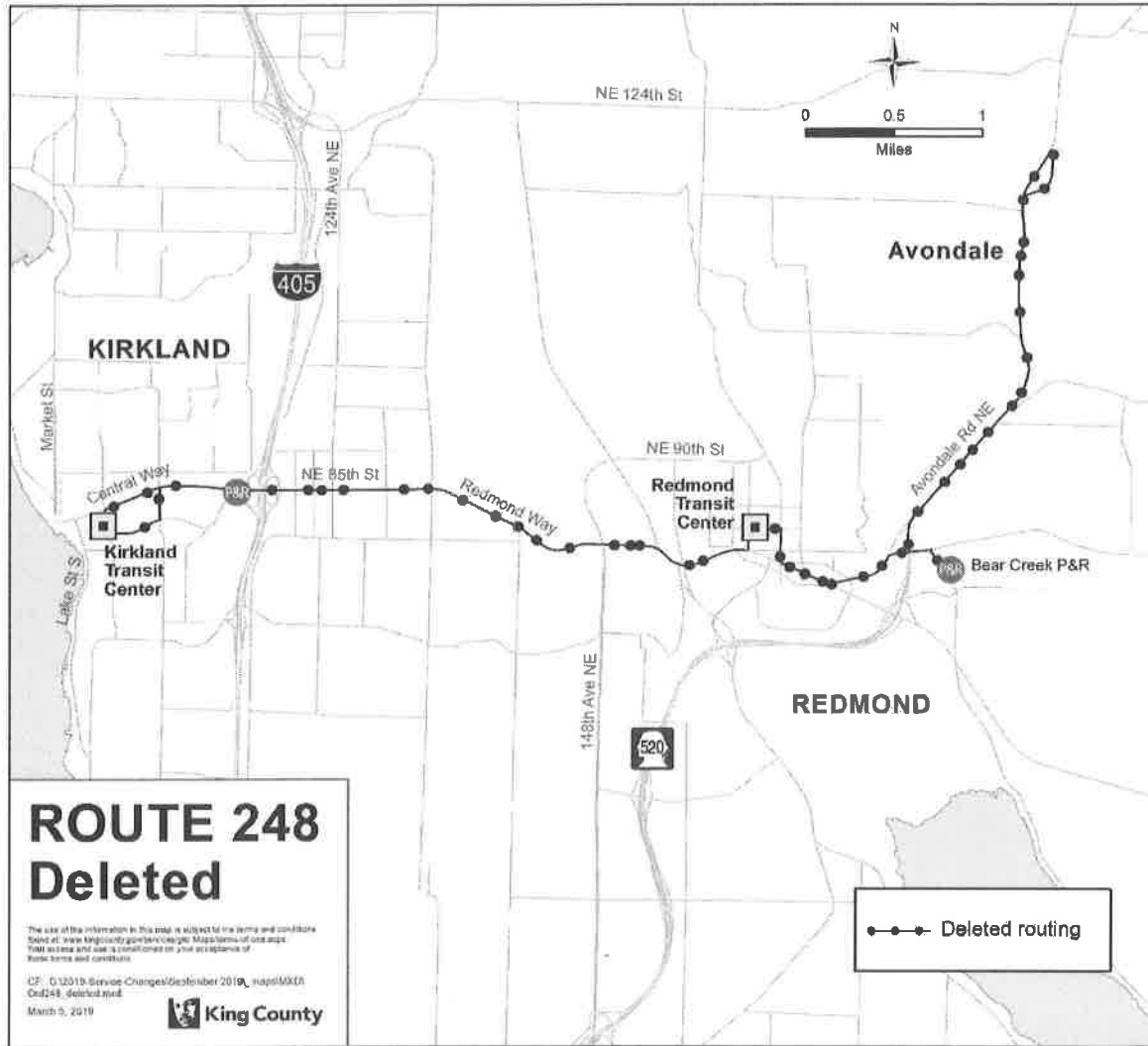
- *Strategic Plan Strategy 2.1.1:* Design and offer a variety of public transportation products and services appropriate to different markets and mobility needs.
- *Strategic Plan Strategy 2.2.1:* Provide travel opportunities for historically disadvantaged populations, such as low-income people, students, youth, seniors, people of color, people with disabilities, and others with limited transportation options.
- *Strategic Plan Strategy 2.3.1:* Provide products and services that are designed to provide geographic value in all parts of King County.
- *Strategic Plan Strategy 3.1.1:* Through investments and partnerships with regional organizations, local jurisdictions and the private sector, provide alternatives to driving alone that connect people to jobs, education and other destinations essential to King County's economic vitality.
- *Strategic Plan Strategy 3.2.1:* Expand services to accommodate the region's growing population and serve new transit markets when financially feasible.
- *Strategic Plan Strategy 3.2.2:* Coordinate and develop services and facilities with other providers to create an integrated and efficient regional transportation system.
- *Strategic Plan Strategy 3.4.1:* Serve centers and other areas of concentrated activity, consistent with Transportation 2040.
- *Strategic Plan Strategy 5.1.1:* Provide service that is easy to understand and use.
- *Strategic Plan Strategy 6.1.1:* Manage the transit system through service guidelines and performance measures.
- *Strategic Plan Strategy 6.2.3:* Develop and implement alternative public transportation services and delivery strategies.
 - *Service Design Guideline* – Routes should be designed in the context of the entire transportation system.
 - *Service Design Guideline* – A route that operates directly between two locations is faster and more attractive to riders than one that takes a long, circuitous path.
 - *Service Design Guideline* – Routes should serve connection points where riders can connect to frequent services, opening up the widest possible range of travel options.
 - *Service Design Guideline* – Routes are more efficient when designed to serve multiple purposes and destinations rather than specialized travel demands.
 - *Service Design Guideline* – The length of bus routes should provide useful connections for riders and be more attractive than other travel modes.
 - *Service Design Guideline* – Demand-responsive service may be considered where fixed-route service is unlikely to be successful or where unique conditions exist that can be met more effectively through flexible service.

IMPACTED SERVICE AREA:

Avondale, Kirkland, Redmond

SERVICE CHANGE:

Delete Route 248 to reduce duplicative service. Alternative service will be provided by new Route 250 providing frequent service between Redmond and Kirkland.



Route 250 (new)

OBJECTIVES:

Restructure service to connect Redmond, Kirkland and Bellevue to provide greater service frequency and span of service in accordance with the Strategic Plan for Public Transportation, 2011-2021 and King County Metro Service Guidelines.

- *Strategic Plan Strategy 2.1.1:* Design and offer a variety of public transportation products and services appropriate to different markets and mobility needs.
- *Strategic Plan Strategy 2.3.1:* Provide products and services that are designed to provide geographic value in all parts of King County.
- *Strategic Plan Strategy 3.1.1:* Through investments and partnerships with regional organizations, local jurisdictions and the private sector, provide alternatives to driving alone that connect people to jobs, education and other destinations essential to King County's economic vitality.
- *Strategic Plan Strategy 3.2.1:* Expand services to accommodate the region's growing population and serve new transit markets when financially feasible.
- *Strategic Plan Strategy 3.4.1:* Serve centers and other areas of concentrated activity, consistent with Transportation 2040.
- *Strategic Plan Strategy 5.1.1:* Provide service that is easy to understand and use.
- *Strategic Plan Strategy 6.1.1:* Manage the transit system through service guidelines and performance measures.
- *Strategic Plan Strategy 6.2.3:* Develop and implement alternative public transportation services and delivery strategies.
 - *Service Design Guideline* – Routes should be designed in the context of the entire transportation system.
 - *Service Design Guideline* – A route that operates directly between two locations is faster and more attractive to riders than one that takes a long, circuitous path.
 - *Service Design Guideline* – Routes should serve connection points where riders can connect to frequent services, opening up the widest possible range of travel options.
 - *Service Design Guideline* – Routes are more efficient when designed to serve multiple purposes and destinations rather than specialized travel demands.
 - *Service Design Guideline* – The length of bus routes should provide useful connections for riders and be more attractive than other travel modes.
 - *Service Design Guideline* – Demand-responsive service may be considered where fixed-route service is unlikely to be successful or where unique conditions exist that can be met more effectively through flexible service.

IMPACTED SERVICE AREA:

Avondale, Redmond, Kirkland, Bellevue

SERVICE CHANGE:

Implement new Route 250, which will provide service between Avondale, Redmond, Kirkland and Bellevue. Route 250 will operate every 15 minutes from approximately 5 AM until 7 PM on weekdays and will operate every 30 minutes in the evenings from 7 PM until midnight. Route 250 will operate every 30 minutes on weekends from approximately 6 AM until 11 PM.



Route 255 (revised)

OBJECTIVES:

Restructure service to simplify network design and connect eastside riders to fast and frequent Link light rail at University of Washington station in accordance with the Strategic Plan for Public Transportation, 2011-2021 and King County Metro Service Guidelines.

- *Strategic Plan Strategy 2.1.1*: Design and offer a variety of public transportation products and services appropriate to different markets and mobility needs.
- *Strategic Plan Strategy 2.2.1*: Provide travel opportunities for historically disadvantaged populations, such as low-income people, students, youth, seniors, people of color, people with disabilities, and others with limited transportation options.
- *Strategic Plan Strategy 2.3.1*: Provide products and services that are designed to provide geographic value in all parts of King County.
- *Strategic Plan Strategy 3.1.1*: Through investments and partnerships with regional organizations, local jurisdictions and the private sector, provide alternatives to driving alone that connect people to jobs, education and other destinations essential to King County's economic vitality.
- *Strategic Plan Strategy 3.2.1*: Expand services to accommodate the region's growing population and serve new transit markets when financially feasible.
- *Strategic Plan Strategy 3.2.2*: Coordinate and develop services and facilities with other providers to create an integrated and efficient regional transportation system.
- *Strategic Plan Strategy 3.4.1*: Serve centers and other areas of concentrated activity, consistent with Transportation 2040.
- *Strategic Plan Strategy 5.1.1*: Provide service that is easy to understand and use.
- *Strategic Plan Strategy 6.1.1*: Manage the transit system through service guidelines and performance measures.
- *Strategic Plan Strategy 6.2.3*: Develop and implement alternative public transportation services and delivery strategies.
 - *Service Design Guideline* – Routes should be designed in the context of the entire transportation system.
 - *Service Design Guideline* – A route that operates directly between two locations is faster and more attractive to riders than one that takes a long, circuitous path.
 - *Service Design Guideline* – Routes should serve connection points where riders can connect to frequent services, opening up the widest possible range of travel options.
 - *Service Design Guideline* – Routes are more efficient when designed to serve multiple purposes and destinations rather than specialized travel demands.
 - *Service Design Guideline* – The length of bus routes should provide useful connections for riders and be more attractive than other travel modes.

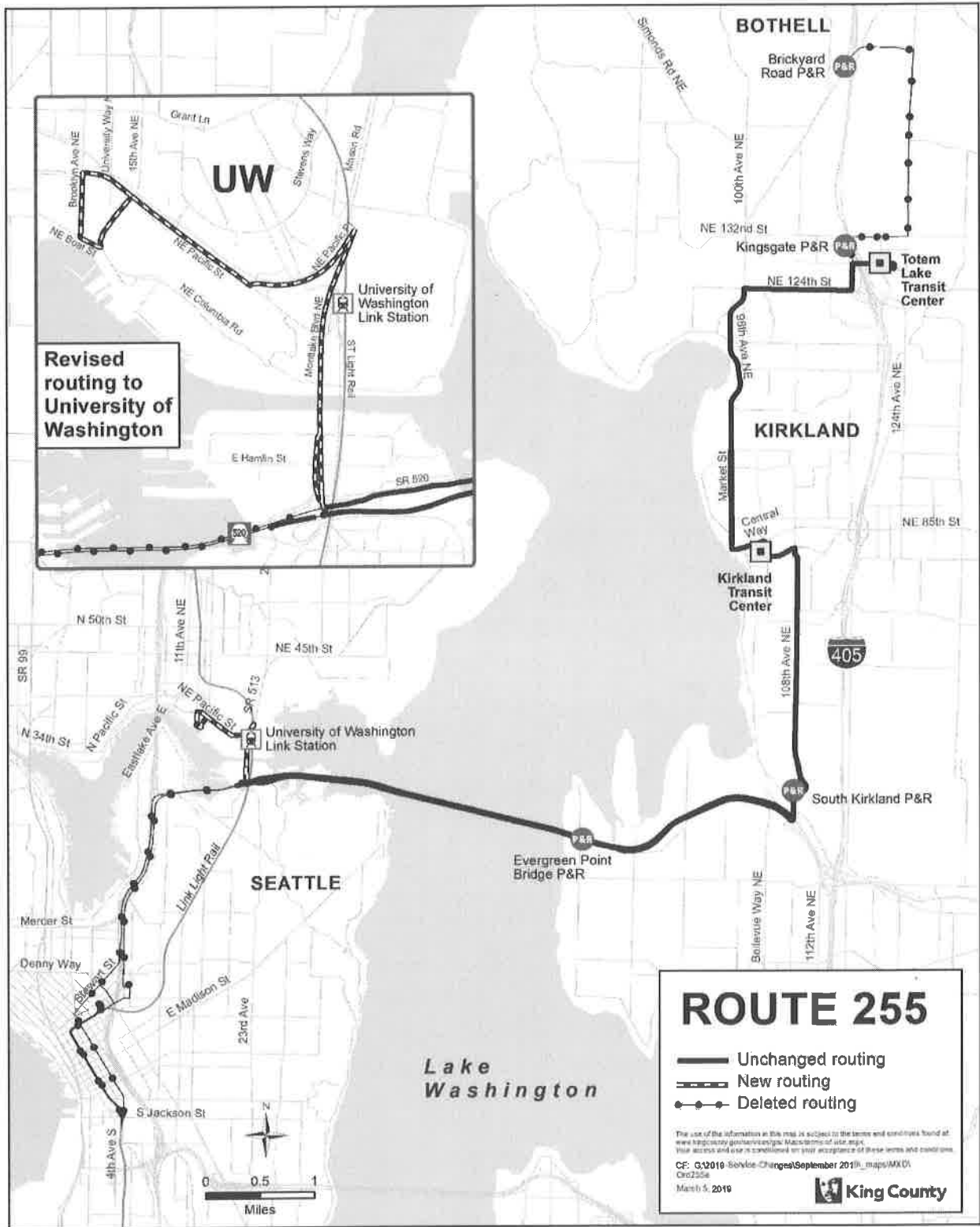
- *Service Design Guideline* – Demand-responsive service may be considered where fixed-route service is unlikely to be successful or where unique conditions exist that can be met more effectively through flexible service.

IMPACTED SERVICE AREA:

Kingsgate, Woodinville, Totem Lake, Kirkland, Yarrow Point, Clyde Hill, Medina and Seattle

SERVICE CHANGE:

Revise Route 255 to operate between Totem Lake and the University District. The revised Route 255 will operate, on weekdays, approximately every 20 to 25 minutes between 4:30 AM and 5:30 AM, every 6 to 15 minutes between 5:30 AM and 9 AM, every 15 minutes between 9 AM and 3 PM, every 8 to 15 minutes between 3 PM and 7 PM, every 15 minutes between 7 PM and 10 PM and every 30 minutes between 10 PM and midnight. Route 255 will operate, on weekends, every 30 to 40 minutes between approximately 5:30 AM and 7:30 AM, every 15 minutes between 7:30 AM and 10 PM, and every 30 minutes between 10 PM and midnight.



Route 277 (deleted)

OBJECTIVES:

Replacement service to Route 277 will be provided by revised Route 255 and new routes 225 and 239.

Restructure service on the north Eastside for simplified design, increased frequency and span of service, and improved resource stewardship in accordance with the Strategic Plan for Public Transportation, 2011-2021 and King County Metro Service Guidelines.

- *Strategic Plan Strategy 2.1.1:* Design and offer a variety of public transportation products and services appropriate to different markets and mobility needs.
- *Strategic Plan Strategy 2.2.1:* Provide travel opportunities for historically disadvantaged populations, such as low-income people, students, youth, seniors, people of color, people with disabilities, and others with limited transportation options.
- *Strategic Plan Strategy 2.3.1:* Provide products and services that are designed to provide geographic value in all parts of King County.
- *Strategic Plan Strategy 3.1.1:* Through investments and partnerships with regional organizations, local jurisdictions and the private sector, provide alternatives to driving alone that connect people to jobs, education and other destinations essential to King County's economic vitality.
- *Strategic Plan Strategy 3.2.1:* Expand services to accommodate the region's growing population and serve new transit markets when financially feasible.
- *Strategic Plan Strategy 3.2.2:* Coordinate and develop services and facilities with other providers to create an integrated and efficient regional transportation system.
- *Strategic Plan Strategy 3.4.1:* Serve centers and other areas of concentrated activity, consistent with Transportation 2040.
- *Strategic Plan Strategy 5.1.1:* Provide service that is easy to understand and use.
- *Strategic Plan Strategy 6.1.1:* Manage the transit system through service guidelines and performance measures.
- *Strategic Plan Strategy 6.2.3:* Develop and implement alternative public transportation services and delivery strategies.
 - *Service Design Guideline* – Routes should be designed in the context of the entire transportation system.
 - *Service Design Guideline* – A route that operates directly between two locations is faster and more attractive to riders than one that takes a long, circuitous path.
 - *Service Design Guideline* – Routes should serve connection points where riders can connect to frequent services, opening up the widest possible range of travel options.
 - *Service Design Guideline* – Routes are more efficient when designed to serve multiple purposes and destinations rather than specialized travel demands.

- *Service Design Guideline* – The length of bus routes should provide useful connections for riders and be more attractive than other travel modes.
- *Service Design Guideline* – Demand-responsive service may be considered where fixed-route service is unlikely to be successful or where unique conditions exist that can be met more effectively through flexible service.

IMPACTED SERVICE AREA;

Juanita, Totem Lake, Kirkland, Yarrow Point, Clyde Hill, Medina and University District

SERVICE CHANGE:

Delete Route 277 to reduce duplicative service. Alternative service will be provided by revised Route 255 connecting Totem Lake Transit Center and UW Link Station via Kirkland, new Route 225 connecting Kenmore and Overlake via Totem Lake, and new Route 239 connecting Bothell and Kirkland via Totem Lake



DART Route 930

OBJECTIVES:

Expand route from peak-only to all-day service and extend service later into the PM peak. In order to provide access to transit to a low-income neighborhood in the Kingsgate area, establish a new deviation service area and modify existing deviation service area as a result of roadway signal improvements. Adjust route alignment to better meet the needs of area employers

- *Strategic Plan Strategy 2.1.1:* Design and offer a variety of public transportation products and services appropriate to different markets and mobility needs.
- *Strategic Plan Strategy 2.2.1:* Provide travel opportunities for historically disadvantaged populations, such as low-income people, students, youth, seniors, people of color, people with disabilities, and others with limited transportation options.
- *Strategic Plan Strategy 2.3.1:* Provide products and services that are designed to provide geographic value in all parts of King County.
- *Strategic Plan Strategy 3.1.1:* Through investments and partnerships with regional organizations, local jurisdictions and the private sector, provide alternatives to driving alone that connect people to jobs, education and other destinations essential to King County's economic vitality.
- *Strategic Plan Strategy 3.2.1:* Expand services to accommodate the region's growing population and serve new transit markets when financially feasible.
- *Strategic Plan Strategy 3.2.2:* Coordinate and develop services and facilities with other providers to create an integrated and efficient regional transportation system.
- *Strategic Plan Strategy 3.4.1:* Serve centers and other areas of concentrated activity, consistent with Transportation 2040.
- *Strategic Plan Strategy 5.1.1:* Provide service that is easy to understand and use.
- *Strategic Plan Strategy 6.1.1:* Manage the transit system through service guidelines and performance measures.
- *Strategic Plan Strategy 6.2.3:* Develop and implement alternative public transportation services and delivery strategies.
 - *Service Design Guideline* – Routes should be designed in the context of the entire transportation system.
 - *Service Design Guideline* – A route that operates directly between two locations is faster and more attractive to riders than one that takes a long, circuitous path.
 - *Service Design Guideline* – Routes should serve connection points where riders can connect to frequent services, opening up the widest possible range of travel options.
 - *Service Design Guideline* – Routes are more efficient when designed to serve multiple purposes and destinations rather than specialized travel demands.
 - *Service Design Guideline* – The length of bus routes should provide useful connections for riders and be more attractive than other travel modes.

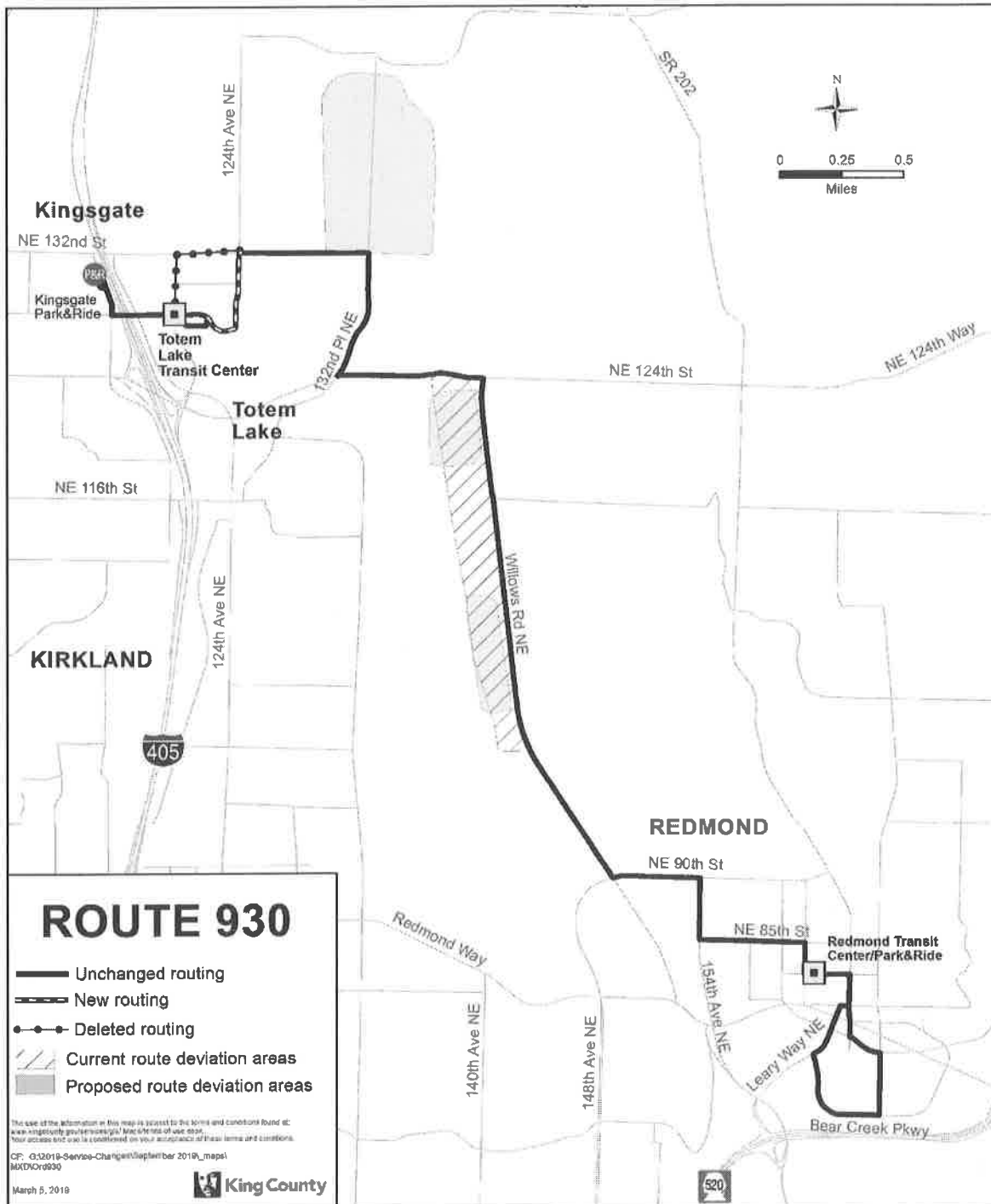
- *Service Design Guideline* – Demand-responsive service may be considered where fixed-route service is unlikely to be successful or where unique conditions exist that can be met more effectively through flexible service.

IMPACTED SERVICE AREA:

Kingsgate, Totem Lake, Redmond

SERVICE CHANGE:

Increase service from peak-only to all-day, providing service every 30 minutes between approximately 6 AM and 7 PM on weekdays. Accommodate access to transit for low-income neighborhood by creating a new deviation service area and modifying a portion of an existing deviation service area.



Allende, Angel

Subject: Council meeting

Start: Wed 7/17/2019 10:30 AM
End: Wed 7/17/2019 12:30 PM

Recurrence: Weekly
Recurrence Pattern: every Wednesday from 10:30 AM to 12:30 PM

Organizer: Clerk, King County Council

Categories: Council Meeting

Flag Salute:

Outside Committees:

Hearing Examiner:

Plats:

EAC:

Recognitions: Recognition of the Neely Mansion upon its 125th anniversary (PVR's office)

Advertised Public Hearing(s):

Local Services, Regional Roads & Bridges 7/8

2019-0223 — Do Pass Consent Sub. V.2 Expedite — 7/10 Meeting
2019-0224 — Do Pass Consent Sub. V.2 Expedite — 7/10 Meeting
2019-0225 — Do Pass Consent Sub. V.2 Expedite — 7/10 Meeting
2019-0226 — Do Pass Consent Sub. V.2 Expedite — 7/10 Meeting

BFM 7/9

2019-0179 — Do Pass Consent
2019-0208 — Do Pass Consent
2019-0241 — Do Pass Consent

GAO 7/9

2019-0182 — Do Pass Consent Expedite — 7/10 Meeting
2019-0269 — Do Pass Consent Expedite — 7/10 Meeting

Law & Justice 7/9

No Legislation

RPC 7/10

No Legislation

Flood Control District Board 7/10