



KING COUNTY

1200 King County Courthouse
516 Third Avenue
Seattle, WA 98104

Signature Report

December 15, 2009

Ordinance 16734

Proposed No. 2009-0568.2

Sponsors Gossett

1 AN ORDINANCE relating to the 2009 levy of property
2 taxes in King County for collection in the year 2010.

3 BE IT ORDAINED BY THE COUNCIL OF KING COUNTY:

4 SECTION 1. The county assessor of King County has certified to the
5 metropolitan King County council that the assessed valuation of the County of King as
6 finally equalized amounts to \$340,352,652,217.

7 SECTION 2. The metropolitan King County council imposes the levies necessary
8 to fund estimated expenditures for the year 2010 as listed in this section. These amounts
9 do not include the total of estimated revenues from sources other than taxation, including
10 available surplus and such expenditures as are to be net from bond warrant issues. In
11 accordance with state law, the King County assessor calculated a sum for property taxes
12 available to the county related to new construction, improvements to property, refunds
13 and any increase in the assessed value of state assessed property. In calculating the
14 amount of regular property tax monies needed, the council was cognizant of these sums
15 and they are therefore included in the following levy totals.

16	<u>FUND</u>	<u>TAX</u>
17	COUNTY	
18	CURRENT EXPENSE	\$274,290,793
19	HUMAN SERVICES FUND/MENTAL HEALTH	\$5,640,234

20	VETERANS AND HUMAN SERVICES	\$15,207,674
21	VETERANS' AID	\$2,538,104
22	INTER-COUNTY RIVER IMPROVEMENT	\$50,000
23	BOND REDEMPTION - LIMITED	\$22,847,844
24	AFIS	\$15,555,595
25	UNLIMITED G.O. BONDS	\$25,050,000
26	CONSERVATION FUTURES	\$16,738,720
27	EMERGENCY MEDICAL SERVICES	\$102,375,061
28	PARKS	\$18,551,019
29	PARKS EXPANSION	\$18,551,019
30	TRANSIT	\$22,122,922
31	TOTAL COUNTY	\$539,518,985
32	UNINCORPORATED COUNTY - ROADS	\$84,675,096
33	<u>SECTION 3.</u> The metropolitan King County council certifies the levies of the	
34	following taxing districts:	
35	PORT OF SEATTLE	\$73,500,000
36	CITIES AND TOWNS	
37	ALGONA	\$635,000
38	AUBURN (King County portion only)	12,723,436
39	BEAUX ARTS VILLAGE	142,149
40	BELLEVUE	36,059,684
41	BLACK DIAMOND	1,004,872
42	BOTHELL (King County portion only)	4,638,973

43	BURIEN	5,517,061
44	CARNATION	238,656
45	CLYDE HILL	934,878
46	COVINGTON	2,093,084
47	DES MOINES	4,578,667
48	DUVALL	1,306,036
49	ENUMCLAW	2,113,329
50	FEDERAL WAY	9,688,713
51	HUNTS POINT	257,154
52	ISSAQUAH	8,255,324
53	KENMORE	4,065,518
54	KENT	27,615,884
55	KIRKLAND	14,602,966
56	LAKE FOREST PARK	2,783,803
57	MAPLE VALLEY	3,059,594
58	MEDINA	2,294,077
59	MERCER ISLAND	10,465,014
60	MILTON (King County portion only)	137,312
61	NEWCASTLE	3,982,070
62	NORMANDY PARK	1,448,431
63	NORTH BEND	1,194,728
64	PACIFIC (King County portion only)	591,686
65	REDMOND	21,195,895

66	RENTON	32,056,993
67	SAMMAMISH	20,347,470
68	SEATAC	11,650,131
69	SHORELINE	9,288,979
70	SKYKOMISH	40,059
71	SNOQUALMIE	4,874,903
72	TUKWILA	13,236,301
73	WOODINVILLE	3,395,160
74	YARROW POINT	484,090
75	TOTAL CITIES AND TOWNS	278,998,080
76	FIRE DISTRICTS	
77	2	9,068,451
78	4	11,338,805
79	10	5,174,481
80	11	3,985,643
81	13	2,157,525
82	14	843,408
83	16	5,403,638
84	20	2,346,142
85	24	11,411
86	25	1,172,838
87	27	1,622,014
88	28	877,165

89	31	14,103
90	34	6,972,026
91	36	7,510,124
92	37	6,825,411
93	38	1,782,198
94	39	20,428,229
95	40	2,907,176
96	41	4,047,801
97	43	7,965,616
98	44	3,881,159
99	45	2,921,693
100	47	254,336
101	49 (King County portion only)	78,577
102	50	184,981
103	61 (King County portion only)	9,113,368
104	TOTAL FIRE DISTRICTS	118,888,319
105	MISCELLANEOUS	
106	CEMETERY DISTRICT NO. 1	102,014
107	CITY OF MILTON EMS LEVY	36,208
108	FALL CITY METROPOLITAN PARK DISTRICT	107,133
109	FINN HILL PARK	157,287
110	HOSPITAL DISTRICT NO. 1	19,472,394
111	HOSPITAL DISTRICT NO. 2	3,944,865

112	HOSPITAL DISTRICT NO. 4	14,941,548
113	KING COUNTY FERRY	1,183,252
114	KING COUNTY FLOOD CONTROL ZONE	35,783,058
115	ISSAQUAH LIBRARY CAPITAL FACILITIES	700,000
116	NORTHSHORE PARKS & REC (King County portion only)	199,596
117	PIERCE COUNTY LIBRARY	40,119
118	REDMOND LIBRARY CAPITAL FACILITIES	585,000
119	SI VIEW METROPOLITAN PARK	1,158,783
120	RURAL LIBRARY (King County portion only)	97,551,688
121	VASHON MAURY PARKS	1,307,281
122	TOTAL MISCELLANEOUS	177,270,226
123	SCHOOLS	
124	AUBURN (King County portion only)	41,621,746
125	BELLEVUE	88,086,000
126	ENUMCLAW	15,236,220
127	FEDERAL WAY	61,396,531
128	FIFE (King County portion only)	1,231,983
129	HIGHLINE	59,552,000
130	ISSAQUAH	87,000,000
131	KENT	86,395,000
132	LAKE WASHINGTON	100,413,000
133	MERCER ISLAND	17,400,000
134	NORTHSHORE (King County portion only)	53,511,207


135	RENTON	60,500,000
136	RIVERVIEW	10,434,286
137	SEATTLE	244,224,301
138	SHORELINE	45,835,279
139	SKYKOMISH	238,703
140	SNOQUALMIE VALLEY	18,800,000
141	TAHOMA	20,599,552
142	TUKWILA	11,716,954
143	VASHON	6,597,577

144	TOTAL SCHOOLS	1,030,790,339
145	GRAND TOTAL	1,604,946,964

Ordinance 16734 was introduced on 10/12/2009 and passed as amended by the Metropolitan King County Council on 12/14/2009, by the following vote:


Yes: 7 - Mr. Phillips, Mr. von Reichbauer, Mr. Gossett, Ms. Hague,
Ms. Patterson, Mr. Ferguson and Mr. Dunn
No: 0
Excused: 1 - Ms. Lambert

KING COUNTY COUNCIL
KING COUNTY, WASHINGTON




Bob Ferguson, Chair

ATTEST:



Anne Noris, Clerk of the Council

APPROVED this 22nd day of December, 2009.



Dow Constantine, County Executive

RECEIVED
2009 DEC 22 PM 4:10
CLERK
KING COUNTY COUNCIL

Attachments: None