

**First Amendment (TPSS Structural Engineering and CPS
Infrastructure) of Memorandum of Understanding
Between King County and Washington State Convention Center
Regarding Convention Place Station Property Replacement of Traction
Power Substation**

This First Amendment is made and entered into as of this ____ day of _____, 2018, by and between King County a home-rule charter county and political subdivision of the State of Washington (the “County”), acting through its Metro Transit division (“KC Metro”), and the Washington State Convention Center, a King County public facilities district (“WSCC”). The County and WSCC may be referred to herein singularly as a “Party” or together as the “Parties.”

RECITALS

A. The Parties have entered into a Memorandum of Understanding (“MOU”) made effective October 22, 2015.

B. This First Amendment modifies and supplements the MOU, to add certain structural engineering to the scope of the MOU. The scope of the added structural engineering to support Traction Powered Substation (“TPSS”) replacement is generally described as structural analysis and engineering design associated with proposed modifications to the cut and cover portion of the Downtown Seattle Transit Tunnel (“DSTT”). Structural penetrations and modifications are necessary in order to provide incoming and outgoing electrical conduit and cabling for King County Metro’s new TPSS. The scope of the added structural engineering is further detailed in the proposal from KPFF Consulting Engineers dated October 21, 2015 (a copy of which is attached to this First Amendment as Attachment D).

C. This First Amendment also modifies and supplements the MOU, to add the replacement of other equipment -- such as communications, security and fire equipment, and guard booth -- that is owned by KC Metro and/or Sound Transit and located on/within the geographic boundaries of the County-owned Convention Place Station Property (“CPS Infrastructure”) to the scope of the MOU. The scope of the CPS Infrastructure work is generally described as replacement or relocation of all or an agreed upon portion of the existing infrastructure, systems, equipment, utilities and guard booth that are on the Convention Place Station property (“CPS property”) and must be relocated for construction of the WSCC Convention Addition Project (“Project”). The CPS Infrastructure is used for KC Metro bus and/or Sound Transit train operations in the DSTT. The replacement and new infrastructure location is anticipated to be in or near the cut and cover portion of the DSTT. The schedule and budget for construction of the CPS Infrastructure work as established and agreed by the Parties are attached and incorporated as Attachment B.2 (CPS INFRASTRUCTURE PROJECT SCHEDULE) and Attachment C.2 (CPS INFRASTRUCTURE BUDGET).

D. Capitalized terms not defined herein shall have the meanings set forth in the MOU. Except where indicated otherwise, references to Sections refer to the Sections in the MOU.

E. The Parties desire to amend the MOU as set forth herein.

AMENDMENT

1. This First Amendment is deemed effective by the Parties as of the same date of the MOU.

2. Intent Section 1 of the MOU is modified to read, in full, as follows:

1. Washington State Convention Center (“WSCC”) and King County (“KC” or “County”) have been working collaboratively on a proposed WSCC addition (“Project”) located on or in the vicinity of the County’s CPS property.

3. Intent Section 2 of the MOU is modified to read, in full, as follows:

2. On July 25, 2017, WSCC, as buyer, and the County, as seller, executed a purchase and sale agreement (“PSA”) for the CPS property.

4. Intent Section 4 of the MOU is modified to read, in full, as follows:

4. To the extent any terms of this MOU conflict with the PSA, the PSA shall govern.

5. Intent Section 5 of the MOU is modified to read, in full, as follows:

5. Early removal and replacement of the County’s existing TPSS and certain structural analysis and engineering design associated therewith, located on or in the vicinity of CPS, is considered a critical early work scope in meeting WSCC’s overall construction schedule for the Project (anticipated to start in 2018). Early removal and/or replacement of the CPS Infrastructure located on the CPS property, will also more easily accommodate the construction of the Project and protect the equipment.

6. Intent Section 9 is deleted and a new Intent Section 9 is added to the MOU to read, in full, as follows:

9. The County and Sound Transit have determined that the final location of the CPS Infrastructure is primarily in the cut and cover portion of the DSTT.

7. Intent Section 10 of the MOU is modified to read, in full, as follows:

10. The County and WSCC desire and intend for procurement and installation of a replacement TPSS, and design, procurement and installation of the CPS Infrastructure to occur on a schedule and in a manner that allows for the County's continuous use of the CPS property in accordance with the PSA while also accommodating WSCC's currently projected commencement of construction of the Project.

8. Intent Section 11 of the MOU is modified to read, in full, as follows:

11. WSCC has agreed to manage the design, procurement and installation of the TPSS and the CPS Infrastructure to maintain the Project schedule. WSCC and its consultants will advance the design of CPS Infrastructure to 100% (provided that the County will remain actively involved in review of the entire design process) and procure and install the CPS Infrastructure.

9. Intent Section 12 of the MOU is modified to read, in full, as follows:

12. WSCC and the County will jointly engage in the direction of design activities for a successful replacement TPSS, and for the successful CPS Infrastructure replacement, as further established in Attachment A.

10. Intent Section 13 of the MOU is modified to read, in full, as follows:

13. Pine Street Group L.L.C. ("PSG") will be the project manager, acting for WSCC as the project proponent. The County will be the project client and end user of the TPSS and the project client for the CPS Infrastructure. The County and Sound Transit will be the end user for the CPS Infrastructure.

11. Intent Section 14 of the MOU is modified to read, in full, as follows:

14. The Parties' respective and joint responsibilities are listed in Attachment A. It is not intended to be an exhaustive list of responsibilities and the Parties agree to use all good faith efforts in order to successfully design, procure, install and deliver a replacement TPSS and the CPS Infrastructure that meets the objectives and criteria of the County and Sound Transit (the "Work").

12. A new Intent Section 15 is added to the MOU, as follows:

15. It is understood by the County and WSCC that consent and agreement from Sound Transit is required for certain elements of the relocation/replacement of equipment located on the CPS property, and the County is responsible to obtain all required and necessary consents/agreements from Sound Transit consistent with the provisions set forth in Section 18.4 of the PSA to carry out the intent and purpose of this MOU. WSCC shall use commercially reasonable best efforts to incorporate Sound Transit and KC Metro requirements into the Work.

13. Agreement Section 1 is modified to read, in full, as follows:

1. WSCC and King County Responsibilities

WSCC and the County will each perform their respective responsibilities identified in Attachment A, in accordance with the Schedule included as Attachment B.

14. Agreement Section 2 is modified to read, in full, as follows:

2. Construction

WSCC intends to perform the CPS Infrastructure Work by executing an additive change order to the TPSS Contract with the General Contractor/Construction Manager (GCCM) (the Construction Contract). A copy of the TPSS Contract is on file with the County and the change order adding the CPS Infrastructure Work shall be provided in advance for County review and comment before execution. The existing CPS Infrastructure needs to function in its current location until completion of the CPS Infrastructure Work. It will be protected by the GCCM during construction and will remain accessible to the County for maintenance and operations. In addition to the Parties' responsibilities identified in Attachment A, the Parties further agree that Subsections 2A-2G below shall apply to construction of the CPS Infrastructure Work. Those Subsections are intended to be read together with Attachment A, but in the event of a conflict between the two, Subsections 2A-2G shall control:

A. Schedule Updates and Progress Meetings. WSCC shall cause the GCCM to submit, with a copy delivered to King County and Sound Transit, written monthly progress reports on the CPS Infrastructure Work showing percentages of completion and actual or potential changes to the construction schedule. In addition, at least once per week (or at such other time as the Parties may agree), WSCC, the GCCM, the County and Sound Transit shall meet to review the status of the Project. These reviews shall, at a minimum, address the following topics:

1. Construction schedule status and resolution of issues pertaining to scheduling, including updates and issues, if any, relating to commissioning and system testing of the CPS Infrastructure Work, and any other actions with respect thereto which the County and Sound Transit have informed WSCC and the GCCM they want to be involved in and require coordination with Sound Transit and County;
2. Change order status and contractual issues pertaining to the costs to construct or the design of the CPS Infrastructure Work; and
3. Progress payment status and issues pertaining to payment.

B. Change Orders. A change order may consist of a "County-initiated change order," a "Sound Transit-initiated change order" a "WSCC-initiated change order" or a "GCCM-initiated change order." A change order may increase or decrease the costs to construct the CPS Infrastructure Work, or extend or reduce the time for achieving

substantial completion or completion of each. All change orders for the CPS Infrastructure Work must be in writing.

1. Except as provided in section B.3., all change orders shall require the mutual approval of WSCC and the County. The County shall respond within five (5) business days after receiving the proposed change order and all supporting documentation. The County shall not unreasonably withhold consent to a County-initiated and/or Sound Transit-initiated change order. The County shall not unreasonably withhold consent to a WSCC-initiated or GCCM-initiated change order, provided that: (i) the Parties agree on the increase or decrease in cost, if any, to perform the CPS Infrastructure Work; (ii) the proposed change order is minor in nature and does not affect overall performance of fire and life safety, electrical or mechanical systems, or the continuity of bus and rail operations in the DSST; and (iii) the County and WSCC agree to any working days to be added to or deducted from the Construction Contract. If the County does not provide WSCC written notice of objection to the proposed change order, or request a reasonable extension to allow for further review or obtain Sound Transit input, or request reasonable additional supporting documentation needed to evaluate the proposed change order within five (5) business days after receiving the proposed change order, the County shall be deemed to have approved the proposed change order. Notwithstanding the foregoing, the Parties acknowledge that Sound Transit has requested ten (10) business days to respond to proposed change orders and to object to the “deemed approval” after five (5) business days. Therefore, the Parties agree that the proposed change order shall not be “deemed approved” after five (5) business days, but the County shall use commercially reasonable efforts to cause Sound Transit to respond to or object with reasons to the proposed change order within five (5) business days if the proposed change order is time sensitive and WSCC has so advised County in writing with the change order request. If County does not do so, then County shall reimburse any additional costs and expenses (as defined in section B.5 below) incurred by WSCC or its GCCM and the CPS Infrastructure Budget shall be increased by that amount.

2. All County-initiated or Sound Transit-initiated change orders shall require the approval of WSCC. WSCC shall respond within five (5) business days after receiving the proposed change order and all supporting documentation. WSCC shall not unreasonably withhold its consent to a County-initiated or Sound Transit-initiated change order, provided that: (i) the consent of the GCCM is obtained; (ii) the County and WSCC agree on the increase or decrease in cost, if any, to perform the CPS Infrastructure Work; and (iii) the County and WSCC agree to any additional working days to be added to the Construction Contract. If WSCC does not provide the County written notice of objection to the proposed change order, or request a reasonable extension to allow for further review or obtain GCCM input, or request reasonable additional supporting documentation needed to evaluate the proposed change order within five (5) business days after receiving the proposed change order, WSCC shall be deemed to have approved the proposed change order.

3. The Parties anticipate that there will be field orders that will result in alterations of the CPS Infrastructure Work. WSCC shall use its reasonable efforts to apprise the County and Sound Transit of such proposed alterations of the CPS Infrastructure Work and its recommendations regarding them prior to any action being taken. The County anticipates that it may not always be possible for WSCC to receive the County’s prior approval of such field orders for alterations in a timely manner.

Therefore, such field orders for alterations may be approved by WSCC without prior approval of the County, but only if the alterations authorized thereby do not materially increase the cost to construct the CPS Infrastructure Work or result in a material modification of the design thereof, or reduce the safety or continuity of buses and the light rail system operating in the DSTT. As soon as practical, WSCC shall provide the County and Sound Transit with all such field orders.

4. A “material modification” means an alteration that (a) materially alters the design of the CPS Infrastructure Work; (b) a reasonable person would know at the time the alteration decision was made would certainly result in an increase of the County’s or Sound Transit’s operational costs over time; or (c) reduces the safety or continuity of buses and the light rail system operating in the DSTT.

5. As between the County and WSCC, all additional costs and expenses of County-initiated and Sound Transit-initiated change orders (and of WSCC-initiated and GCCM-initiated change orders which are approved by the County) shall be the responsibility of the County. Such costs and expenses shall include, but are not limited to: (i) any costs and expenses of WSCC’s design consultant and other consultants to prepare and review the change order; (ii) the costs and expenses incurred by WSCC to obtain, revise or amend permits for the change order; (iii) the costs and expenses to construct the change order work; (iv) any other costs or expenses chargeable by the GCCM under the Construction Contract in connection with the change order; and (v) if the change order results in an extension of the time period for construction, any additional resulting costs incurred by WSCC and PSG.

C. Record Documents. WSCC shall require the GCCM to maintain at the project site one record copy of all construction documents, all drawings, specifications, addenda, change orders and other modifications, in good order and marked currently to record changes and selections made during construction of the CPS Infrastructure Work together with approved shop drawings, product data, samples and similar required submittals. All such records shall be made available to Sound Transit and the County, and any consultant(s) retained by them, upon request.

D. Inspections. The County and Sound Transit shall have the right to observe and inspect the on-going construction of the CPS Infrastructure Work. In addition, the County and Sound Transit shall have the right to have an independent consulting architect, engineer or other appropriate consultant observe and inspect that construction work. The County, Sound Transit, and their employees and consultants shall comply with the GCCM’s work site safety requirements when present on the site.

E. Required Construction Contract Provisions. WSCC shall ensure that the Construction Contract, including subcontracts for the CPS Infrastructure Work, include provisions requiring compliance with all laws governing the payment of prevailing wages, prompt payment of subcontractors, bonding and retainage, and the following:

1. The GCCM shall initiate, maintain and provide supervision of safety precautions and programs in accordance with all applicable requirements of law.

2. The GCCM shall take all action necessary to ensure that the continuity of bus and rail operations in the DSST will be maintained during performance of the CPS Infrastructure Work.

3. The GCCM shall promptly and reasonably remedy, remove, replace, or dispose of unauthorized or defective work or materials.

4. The GCCM shall secure for the benefit of the County and Sound Transit all warranties of the Work provided by subcontractors, suppliers and manufacturers of products, equipment, materials, systems and components.

F. Completion of CPS Infrastructure Work.

1. Substantial Completion. WSCC shall require the GCCM to give notice in writing to WSCC, the County and Sound Transit when the GCCM anticipates that the CPS Infrastructure Work will be substantially complete. Within fifteen (15) days of the notice, the County and Sound Transit may inspect and review that part of the Work to determine whether it is substantially complete in accordance with the Construction Contract. The County may prepare a joint punch list to be completed prior to acceptance of the Work. The completion of the punch list shall not be required in order for the CPS Infrastructure Work to be substantially complete.

2. Completion of Punch List Items. Following substantial completion of the CPS Infrastructure Work, WSCC shall cause the GCCM to complete all punch list items in accordance with the Construction Contract and as a condition of final completion, as defined in the Construction Contract.

3. Final Acceptance and Final Completion. WSCC shall require the GCCM to give notice in writing to WSCC, the County and Sound Transit when the Work is expected to achieve final completion in accordance with the Construction Contract. To the extent reasonably practical, such notice shall be provided approximately thirty (30) days prior to the date upon which the GCCM anticipates the CPS Infrastructure Work will achieve final completion and is ready for final acceptance.

G. Close-Out Obligations. Within thirty (30) days of final acceptance of the CPS Infrastructure Work, WSCC shall obtain from the GCCM and submit to the County, the following:

1. As-built Plans. PDFs of GCCM markups to the as-built plans. Thereafter, final as-built plans will be provided in electronic form in CAD format to the County within 12 months of acceptance of the CPS Infrastructure Work.

2. Manuals. All technical and service, instruction, procedure, or other manuals relating to the operation and maintenance of the CPS Infrastructure Work systems and other mechanical devices and equipment installed.

3. Warranties. WSCC shall assign, or cause the GCCM to assign the warranties required to be obtained by section E.5, to the County.

4. Permits and Licenses. The originals (if not posted at the Work site) of all permits, licenses, and other approvals issued by the applicable authority having jurisdiction

that are necessary for the occupation, use, and operation of the completed CPS Infrastructure Work.

15. Agreement Section 3.B of the MOU is modified to read, in full, as follows:

B. The County will reimburse WSCC for all costs reasonably borne by WSCC directly associated with the Work as set forth in and up to the amount in the Budget. The Budget will include design, permitting, project management (at PSG's stipulated rates which have already been approved by King County) directly associated with the Work as certified by WSCC, and installation costs when available and agreed to by the County (the County's agreement thereto not to be unreasonably withheld), commencing May 1, 2015 and concluding upon the final acceptance of the Work by the County. At least monthly, or such other time as the Parties may agree, WSCC shall provide the County with (i) copies of all progress payment requests submitted by the GCCM, (ii) an accounting of all monthly design, permitting and project management costs, as applicable, incurred or charged relative to the Work, and (iii) a recommendation by PSG as to whether, based on its review, the amounts under (i) and (ii) are reasonable and accurate. Such payment requests and costs shall be subject to reasonable review and an opportunity by the County to object and contest whether the amounts requested are within the scope of, and reasonably incurred in performance of the Work consistent with this MOU. If the County does not provide WSCC written notice of objection to the amounts requested, or request a reasonable extension to allow for further review or obtain Sound Transit input, or request reasonable additional supporting documentation needed to evaluate the amounts requested within five (5) business days after receiving the progress payment requests, the County shall be deemed to have approved the progress payment requests.

16. Agreement Sections 3.C and 3.D of the MOU are modified to read, in full, as follows, and a new Section 3.D.1 is added to the MOU, as follows:

C. If the sale of the CPS property closes pursuant to the PSA, the dates of reimbursement and sums due are as follows:

- 100% of reimbursable costs incurred by WSCC for the Work as of the date of closing of the sale of the CPS property shall be paid by the County to the WSCC at closing.
- Thereafter, the County shall make progress payments to WSCC 30 days following submission of requests for reimbursement by PSG less any retention withheld from contractors, and subject to reasonable review and an opportunity by the County to object and contest whether the reimbursements requested are within the scope of, and reasonably incurred in performance consistent with this MOU.
- The estimated final reimbursement will be made within 30 days following the substantial completion of the Work. The final reimbursement will be determined by independent audit of actual final costs following final acceptance of the Work by King County and Sound Transit.

D. Unless otherwise agreed to by the parties, if the PSA terminates prior to the closing of the sale of the CPS property or the PSA fails to close for any reason, then WSCC shall terminate or assign to the County (or a combination of both) as reasonably directed by the County, all third party contracts for the Work, and the County will pay 100% of the reimbursable costs incurred for the Work to such date within 30 days following submission of request by WSCC, subject to reasonable review and an opportunity by the County to object and contest whether the reimbursements requested are within the scope of, and reasonably incurred in performance consistent with this MOU. In such event WSCC will assign to King County all of WSCC's rights, title and interest in and to all plans and specifications and improvements related to the TPSS and CPS Infrastructure projects.

D.1 The County's obligation to pay reimbursable costs in this Section 3 is subject to sufficient appropriation authority to cover the amounts owed. Because performance of the Work also benefits the County and the Parties have a strong shared interest in its timely completion, in the event sufficient appropriation authority is not available, the County Executive shall make all best efforts to secure such and make request for supplemental appropriation authority from the King County Council as necessary to fulfill the County's obligation.

17. Agreement Section 3.E of the MOU is modified to read, in full, as follows:

E. Upon acceptance of the Work by the County, WSCC shall assign to King County all assurances, rights and warranties in all consulting, engineering, design, and construction contracts for the performance of the Work (the "Contracts") and shall transfer title to all equipment/improvements to KC (or as otherwise reasonably requested by the County).

18. In Agreement Section 4 of the MOU, replace each occurrence of the words "TPSS Providers" with "TPSS/CPS Infrastructure Providers".

19. Agreement Section 5 of the MOU is modified to read, in full, as follows:

The MOU term will expire upon delivery and turnover of a fully commissioned replacement TPSS to the County, and completion of removal, replacement and full commissioning of the CPS Infrastructure, and final payment of all reimbursable costs to WSCC.

20. Agreement Section 7 of the MOU is modified to include the following additional contact information:

With a copy to:

Sound Transit

John Sleavin, P.E.
Deputy Executive Director
Union Station
401 S. Jackson St.
Seattle, WA 98104-2826

21. Attachment A, WSCC Responsibility Section 12 of the MOU is modified to read, in full, as follows:

12. Have the Work completed by GC/CM contractor (and its subcontractors) under contract to WSCC. Procure and manage the testing and commissioning (except to the extent that the County chooses to undertake the commissioning services itself) of the completed Work to the specifications outlined in the basis of design and coordinate with the County or its agents with respect thereto.

22. Attachment A, King County Responsibility Section 1 of the MOU is modified to read, in full, as follows:

1. Serve as replacement TPSS and CPS Infrastructure project client and end user.

23. Attachment A, King County Responsibility Section 5 of the MOU is modified to read, in full, as follows:

5. Provide requirements for the replacement TPSS and CPS Infrastructure.

24. Attachment A, King County Responsibility Section 6 of the MOU is modified to read, in full, as follows:

6. Provide King County (and Sound Transit) performance requirements, design and safety criteria and locational requirements.

25. A new Attachment A, King County Responsibility Section 6.A is added to the MOU, as follows:

6.A The County has provided the CPS Infrastructure early design documents to WSCC. WSCC and its consultants are advancing the design in collaboration with the County.

26. In Attachment A, King County Responsibility Sections 8, 9 and 10, after each occurrence of the word “TPSS” insert the words “and CPS Infrastructure”.

27. A new Attachment A, King County Responsibility Section 12 is added to the MOU, as follows:

12. Obtain all consents/agreements from Sound Transit necessary to carry out the intent of this MOU consistent with Section 18.4 of the PSA.

28. Modify a portion of Attachment A, WSCC and King County Responsibility Section 1 of the MOU to read as follows:

o King County will lead TPSS and CPS Infrastructure equipment design criteria and WSCC will follow King County criteria.

29. Modify Attachment A, WSCC and King County Responsibility Section 1 of the MOU to read as follows:

o The TPSS design and specifications have been approved by the County. WSCC has facilitated installation that meets KC’s design and specifications expectation. Final approval is subject to satisfactory commissioning;

30. **ATTACHMENT B, TPSS PROJECT SCHEDULE** to the MOU is replaced with **ATTACHMENT B.1, TPSS PROJECT SCHEDULE** and **ATTACHMENT B.2, CPS INFRASTRUCTURE PROJECT SCHEDULE** is added to the MOU, both of which (**ATTACHMENT B.1** and **ATTACHMENT B.2**) are attached to this First Amendment. References in the MOU to Attachment B shall be deemed to refer to Attachments B.1 and B.2, respectively and as appropriate.

31. **ATTACHMENT C, BUDGET** to the MOU is replaced with **ATTACHMENT C.1, TPSS BUDGET** and **ATTACHMENT C.2, CPS INFRASTRUCTURE BUDGET** is added to the MOU, both of which (**ATTACHMENT C.1** and **ATTACHMENT C.2**) are attached to this First Amendment. References in the MOU to Attachment C shall be deemed to refer to Attachments C.1 and C.2, respectively and as appropriate.

31. **ATTACHMENT D, PROPOSAL FROM KPFF CONSULTING ENGINEERS DATED OCTOBER 21, 2015** is attached to this First Amendment and hereby incorporated into the MOU.

32. **ATTACHMENT E, INSURANCE REQUIREMENTS** is attached to this First Amendment and hereby incorporated into the MOU.

34. Except as expressly amended by this First Amendment, the MOU shall remain in full force and effect.

35. The following exhibits are attached hereto and incorporated herein by this reference.

Exhibit	Description
Attachment B.1	TPSS Project Schedule
Attachment B.2	CPS Infrastructure Project Schedule
Attachment C.1	TPSS Budget
Attachment C.2	CPS Infrastructure Budget
Attachment D Attachment E	KPFF Consulting Engineers Proposal Insurance Requirements (for CPS Infrastructure Work)

EXECUTED as of the dates set forth below.

KING COUNTY,
a home-rule charter county and political
subdivision of the State of Washington

By: _____

Name: _____

Title: _____

DATED: _____, 201__

Approved as to form:

Sr. Deputy Prosecutor

**WASHINGTON STATE CONVENTION
CENTER PUBLIC FACILITIES DISTRICT,**
a King County public facilities district

By: _____
Name: _____

Title: _____

DATED: _____, 201__

Approved as to form:

General Counsel

ATTACHMENT B.1
TPSS PROJECT SCHEDULE

[See attached TPSS Project Schedule]

Attachment B.1 TPSS Project Schedule

Classic Schedule Layout 1

Year	2018	2019	2020	2021	2022
Activity ID					
Activity Name					

KING COUNTY SITE WORK

TRACTION POWER SUBSTATION (TPSS)

MILESTONES/TPSS	TPSS Budget Submitted	Start	Finish	Notes
MSTPSS-100	0	09-Aug-16A	09-Aug-16A	
MSTPSS-150	0	15-Nov-16A		
MSTPSS-110	0	24-Mar-17A		
MSTPSS-240	0	30-Mar-17A		
MSTPSS-120	0	01-Jul-17A		
MSTPSS-330	0	16-Oct-17A		
MSTPSS-160	0	01-Dec-17		
MSTPSS-2400	0	01-Dec-17		
MSTPSS-260	0	04-Dec-17		
MSTPSS-220	0	15-Dec-17		
MSTPSS-170	0	22-Dec-17		
MSTPSS-180	0	10-Jan-18		
MSTPSS-200	0	15-Jan-18		
MSTPSS-190	0	15-Jan-18		
MSTPSS-230	0	19-Jan-18		
MSTPSS-250	0	02-Feb-18		
MSTPSS-140	0	05-Feb-18		
MSTPSS-210	0	05-Feb-18		
PROJECT MEETINGS/TPSS				
SSTPSS-1000	Preconstruction Conference (Based On Spec. Requirements)	30-Mar-17A	30-Mar-17A	
SSTPSS-2550	SOOT Preconstruction Meeting	27-Jul-17A	27-Jul-17A	
NON-MATERIAL PROCUREMENT TPSS				
SSTPSS-1010	Prepare CMI Subcontractor Bid Package (Occurs Prior To NTP)	06-Nov-16A	29-Nov-16A	
SSTPSS-1020	Civil Bid Procurement	30-Nov-16A	18-Jan-17A	
SSTPSS-1030	Civil Bid Award / Contracting Process	22-Mar-17A	21-Apr-17A	
SUBMITTALS/TPSS				
SSTPSS-1050	Preliminary Network Diagram	03-Apr-17A	14-Apr-17A	
SSTPSS-1060	CPM Schedule	03-Apr-17A	14-Apr-17A	
SSTPSS-1040	Preliminary Construction Schedule	03-Apr-17A	14-Apr-17A	
LONG LEAD MATERIALS/TPSS				
SSTPSS-1070	Procure Long Lead Item Submittals - VECA	24-Mar-17A	05-May-17A	
SSTPSS-1080	Submittal Review No. 1	05-May-17	17-May-17A	
SSTPSS-1090	Procure Long Lead Item Submittal Revisions	18-May-17	08-Jun-17A	
SSTPSS-1100	Submittal Review No. 2	09-Jun-17A	22-Jun-17A	
SSTPSS-1110	Release Long Lead Items	22-Jun-17A	11-Jul-17A	
SSTPSS-1120	Long Lead Item Procurement	23-Jun-17A	11-Jul-17A	
COMMODITY/MATERIAL SUBMITTALS/TPSS				
SSTPSS-1130	Procure Commodity Submittals - VECA	02-Jan-17A	18-Jan-17A	
SSTPSS-1140	Submittal Review No. 1	19-Jan-17A	03-Feb-17A	

Remaining Level of Effort
 Actual Level of Effort
 Actual Work
 Remaining Work
 Critical Remaining Work

Milestone
 Summary
 Data Date: 01-Dec-17 / Run Date 05-Dec-17
 Page 4 of 38
 Project ID 113570MSTR
 WSCC Draft Schedule
 Draft November 2017 Update



Attachment B.1

TPSS Project Schedule

Activity ID	Activity Name	Signal Start	Finish	2018	2019	2020	2021	2022	
SSTPSS- 1160	Submittal Review No. 2	10-19-Jan-17 A	03-Feb-17 A	J	J	J	J	J	
SSTPSS- 1150	Procure Commodity Submittal Revisions	5-03-Feb-17 A	03-Feb-17 A	J	J	J	J	J	
SSTPSS- 1170	Release Commodity Materials Initial Order	5-26-May-17	02-Jun-17 A	J	J	J	J	J	
SSTPSS- 1180	Commodity Procurement	10-05-Jun-17 A	16-Jun-17 A	J	J	J	J	J	
26KV VAULT SUBMITTAL									
SSTPSS- 2410	Procure Commodity Submittals - VECA	88-02-Jun-17 A	31-Aug-17 A	J	J	J	J	J	
SSTPSS- 2420	Submittal Review No. 1	20-02-Jun-17 A	07-Jul-17 A	J	J	J	J	J	
SSTPSS- 2430	Procure Commodity Submittal Revisions	10-07-Jul-17 A	24-Jul-17 A	J	J	J	J	J	
SSTPSS- 2440	Submittal Review No. 2	5-25-Jul-17 A	25-Jul-17 A	J	J	J	J	J	
SSTPSS- 2450	Release Commodity Materials Initial Order	10-26-Jul-17 A	14-Aug-17 A	J	J	J	J	J	
SSTPSS- 2460	Commodity Procurement	5-15-Aug-17 A	18-Aug-17 A	J	J	J	J	J	
CIVIL SUBCONTRACTOR SUBMITTALS - DEMO PLAN CONCRETE REBAR - TPSS									
SSTPSS- 1190	Procure Civil Submittals	32-19-May-17	13-Jul-17 A	J	J	J	J	J	
SSTPSS- 1200	Submittal Review No. 1	20-19-May-17	19-May-17 A	J	J	J	J	J	
SSTPSS- 1210	Procure Civil Submittal Revisions	10-19-May-17	26-May-17 A	J	J	J	J	J	
SSTPSS- 1220	Submittal Review No. 2	10-19-May-17	26-May-17 A	J	J	J	J	J	
SSTPSS- 1230	Release Civil Procurement Elements	1-30-May-17	30-May-17 A	J	J	J	J	J	
SSTPSS- 1240	Procurement Elements Procurement	4-31-May-17	13-Jul-17 A	J	J	J	J	J	
CIVIL SUBCONTRACTOR GET STARTED SUBMITTALS TPSS									
SSTPSS- 1250	Procure Civil Submittals - By Veca	48-02-Apr-17 A	25-May-17 A	J	J	J	J	J	
SSTPSS- 1260	Submittal Review No. 1	10-02-Apr-17 A	26-Apr-17 A	J	J	J	J	J	
SSTPSS- 1270	Procure Civil Submittal Revisions	10-27-Apr-17 A	11-May-17 A	J	J	J	J	J	
SSTPSS- 1280	Submittal Review No. 2	5-11-May-17	18-May-17 A	J	J	J	J	J	
SSTPSS- 1290	Release Civil Procurement Elements	10-11-May-17	18-May-17 A	J	J	J	J	J	
SSTPSS- 1300	Procurement Elements Procurement	5-19-May-17	19-May-17 A	J	J	J	J	J	
MOBILIZATION									
SSTPSS- 2510	Special Use Permit Issued	25-23-Mar-17 A	07-Apr-17 A	J	J	J	J	J	
SSTPSS- 2520	Metro Notifications of pending work / lane changes	1-23-Mar-17 A	23-Mar-17 A	J	J	J	J	J	
SSTPSS- 1310	Mobile Equipment / Storage / Office Trailer(s) To Local Laydown	5-27-Mar-17 A	03-Apr-17 A	J	J	J	J	J	
PRECONSTRUCTION ACTIVITIES									
26KV INTERCEPTION PREP									
SSTPSS- 1350	Locate Existing Ducts	39-10-Apr-17 A	19-May-17 A	J	J	J	J	J	
DSTT EXISTING VAULT REPAIR									
SSTPSS- 2470	Repair Vault Lid For Access	1-04-May-17	05-May-17 A	J	J	J	J	J	
DEMOLITION PREP - ELECTRICAL									
SSTPSS- 1320	Existing Conditions / Circuit Mapping without Lane Closures	10-10-Apr-17 A	21-Apr-17 A	J	J	J	J	J	
SSTPSS- 1330	Develop Temporary Connection / Bypass Plan	39-10-Apr-17 A	19-May-17 A	J	J	J	J	J	
SSTPSS- 2530	Existing Conditions / Circuit Mapping with Lane Closures	5-24-Apr-17 A	28-Apr-17 A	J	J	J	J	J	
SSTPSS- 1340	Perform Temporary Connections / Bypasses For Demo Prep	10-02-May-17	08-May-17 A	J	J	J	J	J	
PROOF EXISTING DUCTS - NO SPLICE OPTION									
SSTPSS- 2480	Proof Existing Ducts	5-17-May-17	19-May-17 A	J	J	J	J	J	
INITIAL TEMPORARY EROSION & SEDIMENT CONTROL (TESC)									
SSTPSS- 1360	Install Initial TESC Elements	1-05-May-17	05-May-17 A	J	J	J	J	J	
TPSS CONSTRUCTION									
DEMOLITION - TUNNEL AREA									
		177-17-Apr-17 A	02-Feb-18	J	J	J	J	J	
		30-17-Apr-17 A	05-Jun-17 A	J	J	J	J	J	
		30-17-Apr-17 A	05-Jun-17 A	J	J	J	J	J	
ELECTRICAL - GENERAL - DEMO TUNNEL AREA									

Remaining Level of Effort
 Actual Level of Effort
 Remaining Work
 Critical Remaining Work

Milestone
 Summary

Data Date: 01-Dec-17 / Run Date: 05-Dec-17
 Page 5 of 38
 Project ID: 113570MSTR
 WSCC Draft Schedule
 Draft November 2017 Update



Attachment B.1 TPSS Project Schedule

Washington State Convention Center
Activity ID

Classic Schedule Layout_1

Activity Name	Signal Start	Finish	2018	2019	2020	2021	2022
CIVIL - DEMO - TUNNEL AREA							
SSTPSS- 1410 Demolish Existing Light Truss	19-17-Apr-17 A	21-Apr-17 A	C				
SSTPSS- 1420 Remove / Salvage Existing ETB Elements	2-02-May-17	17-May-17 A	N				
SSTPSS- 1430 Remove / Salvage Gate Arm Cabinets	2-02-May-17	05-May-17 A	N				
SSTPSS- 1440 Install Grounding Elements At Selective Demo Locations	2-01-Jun-17 A	05-Jun-17 A	N				
CIVIL - DEMO - TUNNEL AREA							
SSTPSS- 1370 Remove Ties	11-17-May-17	22-May-17 A	N				
SSTPSS- 1380 Remove Cub	2-17-May-17	18-May-17 A	N				
SSTPSS- 1390 Remove 3.5" Unreinforced Concrete	2-18-May-17	22-May-17 A	N				
SSTPSS- 1400 Selective Demolition For TPSS Ground Attachment	5-18-May-17	22-May-17 A	N				
CIVIL WORK - TUNNEL AREA							
SEQUENCE - 1							
SSTPSS- 1450 Epoxy / Dowel / Form / Rebar / Pour TPSS Pad (High Early Concrete)	4-05-Jun-17 A	14-Jun-17 A	N				
SSTPSS- 1450 Install Curbing	3-05-Jun-17 A	12-Jun-17 A	N				
SEQUENCE - 2							
SSTPSS- 1470 Form / Rebar / Pour TPSS Slabs	39-16-Oct-17 A	04-Dec-17	N				
SSTPSS- 1480 Install Stair Railings	2-16-Oct-17 A	25-Oct-17 A	N				
SEQUENCE - 3							
SSTPSS- 1490 FDC Relocation	2-01-Dec-17	04-Dec-17	N				
SEQUENCE - 4							
SSTPSS- 1500 Selective Demolition Tunnel Penetrations - Inside	10-02-Jan-18	15-Jan-18	N				
SSTPSS- 1500	5-22-Aug-17 A	16-Nov-17 A	N				
SSTPSS- 1500	5-22-Aug-17 A	16-Nov-17 A	N				
ELECTRICAL WORK - TUNNEL AREA							
SEQUENCE - 1							
SSTPSS- 1510 Receive TPSS	64-01-Jul-17 A	10-Jul-17 A	N				
SSTPSS- 1520 TPSS Sealing Prep	1-01-Jul-17 A	01-Jul-17 A	N				
SSTPSS- 1530 Seal TPSS	1-01-Jul-17 A	02-Jul-17 A	N				
SSTPSS- 1540 Mount Loose Shipment Exterior Items	4-05-Jul-17 A	10-Jul-17 A	N				
SSTPSS- 1550 Install TPSS Temp Heat (if Required)	1-05-Jul-17 A	05-Jul-17 A	N				
SEQUENCE - 2							
SSTPSS- 1560 Install 28KV SIM Raceways	122-19-May-17	26-Oct-17 A	N				
SSTPSS- 1580 Install 700V Cable Tray Supports	5-19-May-17	26-May-17 A	N				
SSTPSS- 1610 Install Low Voltage & Communication SIM Raceways	10-05-Jun-17 A	12-Jun-17 A	N				
SSTPSS- 1570 Install 700V SIM Raceways	10-12-Jun-17 A	30-Jun-17 A	N				
SSTPSS- 1600 Install Electrical Gear - North Wall	3-07-Jul-17 A	10-Jul-17 A	N				
SSTPSS- 1590 Install Electrical Gear - South Wall	5-18-Sep-17 A	22-Sep-17 A	N				
SSTPSS- 1620 Pull / Terminate / Test Low Voltage & Communication Conductors	5-25-Sep-17 A	26-Oct-17 A	N				
SEQUENCE - 3 (UPDATE)							
SSTPSS- 2570 Demo Feeder From NO0-W-401 To EX-TPB2	65-21-Oct-17 A	26-Oct-17 A	N				
SSTPSS- 2580 Install New 28KV Feeder From TPSS To NO0-W-401	1-21-Oct-17 A	21-Oct-17 A	N				
SSTPSS- 2620 Test & Terminate New 28KV Feeder #1	1-22-Oct-17 A	22-Oct-17 A	N				
SSTPSS- 2600 Demo Feeder From NO0-W-402 To EX-TPB1	2-23-Oct-17 A	23-Oct-17 A	N				
SSTPSS- 2610 Install New 28KV Feeder From TPSS To NO0-W-402	1-22-Jan-18	22-Jan-18	N				
SSTPSS- 2590 Test & Terminate New 28KV Feeder # 2	1-23-Jan-18	23-Jan-18	N				
SEQUENCE - 4 (AFTER 9th AVE)							
SSTPSS- 1660 Complete North Wall Electrical Ties	38-09-Oct-17 A	18-Dec-17	N				
SSTPSS- 1650 Complete North Wall Electrical Ties	3-09-Oct-17 A	26-Oct-17 A	N				
SSTPSS- 1680 Install Cable Tray	5-24-Oct-17 A	27-Nov-17 A	N				
SSTPSS- 1680 Century Link Connect	1-01-Dec-17	01-Dec-17	N				

Remaining Level of Effort Milestone
 Actual Level of Effort Summary
 Remaining Work Actual Work
 Critical Remaining Work Critical Remaining Work

Data Date: 01-Dec-17 / Run Date: 05-Dec-17
 Page 6 of 38
 Project ID: 113570MSTR
 WSCC Draft Schedule
 Draft November 2017 Update



Attachment B.1

TPSS Project Schedule

Activity Name	Signal Start	Finish	2018	2019	2020	2021	2022
CIVIL WORK - 9TH AVE							
SEQUENCE - A (SCL FEED & FIBER DUCT RELOCATION)							
SSTPSS- 1670 SCL Energization	1 04-Dec-17	04-Dec-17					
SSTPSS- 1690 Stage 1 Lighting Installation & Connection	5 05-Dec-17	11-Dec-17					
SSTPSS- 1700 Pull / Terminate / Test 700V Conductors	5 12-Dec-17	18-Dec-17					
SEQUENCE - B (FIBER DUCTS)							
SSTPSS- 1710 Install TESC Elements	65 01-Aug-17 A	22-Nov-17 A					
SSTPSS- 1720 Setup / Implement Vehicular & Pedestrian Traffic Control Plan	1 01-Aug-17 A	01-Aug-17 A					
SSTPSS- 1730 Locate / Pot-hole Utilities	2 03-Aug-17 A	03-Aug-17 A					
SSTPSS- 1740 Survey / Layout Vault Locations & Excavation Limits	4 03-Aug-17 A	15-Aug-17 A					
SSTPSS- 1750 Saw Cut Vault Locations & Excavation Limits	1 04-Aug-17 A	07-Aug-17 A					
SSTPSS- 1760 Install SCL 444 Vault & DOIT 444 (2) Vaults	2 08-Aug-17 A	06-Oct-17 A					
SSTPSS- 1770 Trenching / Shoring / Excavation / Backfill / Temp Restore [-240]	6 08-Aug-17 A	23-Oct-17 A					
SSTPSS- 1780 Remove Vehicular & Pedestrian Traffic Control Plan	2 22-Nov-17 A	22-Nov-17 A					
SEQUENCE - B (FIBER DUCTS)							
SSTPSS- 1790 Install TESC Elements	1 01-Aug-17 A	01-Aug-17 A					
SSTPSS- 1800 Setup / Implement Vehicular & Pedestrian Traffic Control Plan	1 03-Aug-17 A	03-Aug-17 A					
SSTPSS- 1810 Survey / Layout Vault Locations & Excavation Limits	1 14-Aug-17 A	14-Aug-17 A					
SSTPSS- 1820 Saw Cut Vault Locations & Excavation Limits	1 14-Aug-17 A	15-Aug-17 A					
SSTPSS- 1830 Install [2] CTL Service Vaults	2 16-Aug-17 A	10-Sep-17 A					
SSTPSS- 1840 Trenching / Shoring / Excavation / Backfill / Temp Restore [-174]	5 16-Aug-17 A	22-Nov-17 A					
SSTPSS- 2500 Weekend Intersection Crossing - ETB Shutdown	2 09-Sep-17 A	10-Sep-17 A					
SSTPSS- 1850 Remove Vehicular & Pedestrian Traffic Control Plan	1 22-Nov-17 A	22-Nov-17 A					
SEQUENCE - D (PERMANENT RESTORATION)							
SSTPSS- 2540 Restore Sequence A surfaces	14 16-Jan-18	02-Feb-18					
SSTPSS- 2560 Restore Sequence B Surfaces on 9th Ave	5 16-Jan-18	22-Jan-18					
SSTPSS- 2630 Restore Sequence B Surfaces on Pine - Weekday Prep	1 30-Jan-18	30-Jan-18					
SSTPSS- 2490 Weekend Intersection Crossing - ETB Shutdown	2 31-Jan-18	01-Feb-18					
SSTPSS- 2640 Restore Sequence B Surfaces on Pine - Weekend Work	2 31-Jan-18	01-Feb-18					
SSTPSS- 2650 Restore Sequence B Surface on Pine - Weekday Finish	1 02-Feb-18	02-Feb-18					
ELECTRICAL DUCT WORK - 9TH AVE							
SEQUENCE - A (SCL 480V FEED & FIBER DUCT RELOCATION)							
SSTPSS- 2020 Install SCL 444 Vault & DOIT 444 (2) Vaults	8 08-Aug-17 A	04-Oct-17 A					
SSTPSS- 2030 Install / Pour U/G Duct Bank	2 08-Aug-17 A	02-Oct-17 A					
SEQUENCE - B (FIBER DUCTS)							
SSTPSS- 2040 Install [2] CTL Service Vaults	6 10-Aug-17 A	04-Oct-17 A					
SSTPSS- 2050 Install / Pour U/G Duct Bank	7 16-Aug-17 A	20-Nov-17 A					
SEQUENCE - C (TUNNEL TIE-IN)							
SSTPSS- 2060 Install / Pour U/G Duct Bank	2 16-Aug-17 A	10-Sep-17 A					
SSTPSS- 2070 Install Tunnel Penetration Conduits	5 21-Aug-17 A	20-Nov-17 A					
28KV VAULT INTERCEPT							
WEEKEND SHUTDOWN NO. 1 (24 HR SHIFT AS NEEDED)							
SSTPSS- 2080 Locate Existing Ducts	25 06-Sep-17 A	18-Oct-17 A					
SSTPSS- 2090 Field Layout & Marking For Saw Cut Lines	1 06-Sep-17 A	06-Sep-17 A					
SSTPSS- 2100 Saw Cut Vault Demolition Lines - First 24*	1 06-Sep-17 A	08-Sep-17 A					
SSTPSS- 2110 Demo First 24* Of Concrete	1 08-Sep-17 A	10-Sep-17 A					

Remaining Level of Effort
 Actual Level of Effort
 Remaining Work
 Critical Remaining Work

Milestone
 Summary

Data Date: 01-Dec-17 / Run Date 05-Dec-17
 Page 7 of 38
 Project ID 113570MSTR
 WSCC Draft Schedule
 Draft November 2017 Update



Attachment B.1 TPSS Project Schedule

Activity ID	Activity Name	Original Start	Finish	2018	2019	2020	2021	2022
SSTPSS- 2120	Re-locate Existing Ducts	1 09-Sep-17 A	09-Sep-17 A	J				
SSTPSS- 2130	Field Layout & Marking For Rock Drill Holes	1 10-Sep-17 A	10-Sep-17 A	J				
WEEKEND SHUTDOWN NO. 2 (24 HR SHIFT AS NEEDED)		22 23-Sep-17 A	24-Sep-17 A	J				
SSTPSS- 2140	Rock Drill / Install Demo Groud	1 23-Sep-17 A	24-Sep-17 A	J				
SSTPSS- 2150	Remove Concrete To Depth	1 23-Sep-17 A	24-Sep-17 A	J				
WEEKEND SHUTDOWN NO. 3 (24 HR SHIFT AS NEEDED)		0 07-Oct-17 A	18-Oct-17 A		J			
SSTPSS- 2160	Cast In Place Vault Base (High Early Concrete)	1 07-Oct-17 A	07-Oct-17 A		J			
SSTPSS- 2170	Demo To Columns For Duct Bank Installation	1 07-Oct-17 A	07-Oct-17 A		J			
SSTPSS- 2180	Set Precast Vault & Lid	1 08-Oct-17 A	08-Oct-17 A		J			
SSTPSS- 2190	Run Duct Bank From Vault To Column	1 18-Oct-17 A	18-Oct-17 A		J			
SSTPSS- 2200	Concrete Pour Back - High Early	1 18-Oct-17 A	18-Oct-17 A		J			
TPSS PROCUREMENT PACKAGE - FIELD ACCEPTANCE TESTING - SIEMENS /KCM		54 13-Nov-17 A	18-Jan-18			J		
FIELD ACCEPTANCE TESTING		36 13-Nov-17 A	22-Dec-17			J		
SSTPSS- 2210	TPSS We & Cable Testing	2 13-Nov-17 A	01-Dec-17			J		
SSTPSS- 2220	Electrically Insulated Wall & Floor Testing	2 01-Dec-17	04-Dec-17			J		
SSTPSS- 2230	General Substation Operation Testing	2 05-Dec-17	06-Dec-17			J		
SSTPSS- 2240	DC Switchgear Testing	1 07-Dec-17	07-Dec-17			J		
SSTPSS- 2250	DC Relay Testing	1 08-Dec-17	08-Dec-17			J		
SSTPSS- 2260	Rectifier Transformer Testing	1 11-Dec-17	11-Dec-17			J		
SSTPSS- 2270	Rectifier Testing	1 12-Dec-17	12-Dec-17			J		
SSTPSS- 2280	Emergency Trip Station Testing	1 13-Dec-17	13-Dec-17			J		
SSTPSS- 2290	Substation Automation System Testing	1 14-Dec-17	14-Dec-17			J		
SSTPSS- 2300	SCADA Testing	1 15-Dec-17	15-Dec-17			J		
SSTPSS- 2310	Frame Fault Testing	1 18-Dec-17	18-Dec-17			J		
SSTPSS- 2320	Ground Voltage Monitor Testing	1 19-Dec-17	19-Dec-17			J		
SSTPSS- 2330	Battery & Battery Charger Testing	1 20-Dec-17	20-Dec-17			J		
SSTPSS- 2340	Ancillary Systems Testing	1 21-Dec-17	21-Dec-17			J		
SSTPSS- 2350	Feeder Disconnect Switch Testing	1 22-Dec-17	22-Dec-17			J		
TRACTION POWER SUBSTATION ENERGIZATION TESTING		4 10-Jan-18	15-Jan-18			J		
SSTPSS- 2360	Energization Testing	3 10-Jan-18	12-Jan-18			J		
SSTPSS- 2370	Rectifier Transformer Adjustments	1 15-Jan-18	15-Jan-18			J		
INTEGRATED TESTING		5 15-Jan-18	18-Jan-18			J		
SSTPSS- 2380	Ground Voltage Monitor Testing	1 15-Jan-18	15-Jan-18			J		
SSTPSS- 2390	Vehicle Start Test	2 16-Jan-18	17-Jan-18			J		
SSTPSS- 2400	Metro POHQ SCADA Testing	2 18-Jan-18	19-Jan-18			J		
SEATTLE CITYLIGHT TPSS ITEMS		17 23-Oct-17 A	17-Nov-17 A			J		
SCL 208V POWER		17 23-Oct-17 A	17-Nov-17 A			J		
A235670	SCL Inspect 208V Service	1 23-Oct-17 A	23-Oct-17 A			J		
A235690	SCL 208V Service Installation / Energization	10 01-Nov-17 A	17-Nov-17 A			J		
A235700	208V Service Energized	17-Nov-17 A	17-Nov-17 A			J		
CENTURYLINK CRITICAL ITEMS		15 01-Dec-17 A	03-Dec-17			J		
A235710	CTL Data Service Installation	15 01-Dec-17 A	03-Dec-17 A			J		
A235720	CTL Service Online Request	0 01-Dec-17	01-Dec-17			J		
KING COUNTY CRITICAL ITEMS		38 07-Dec-17	26-Jan-18			J		
A235730	Energize New 28KV Feeder From TPSS To N00-W-401	5 01-Dec-17	07-Dec-17			J		

Remaining Level of Effort
 Actual Level of Effort
 Remaining Work
 Critical Remaining Work

Milestone
 Summary

Data Date: 01-Dec-17 /Run Date 05-Dec-17
 Page 8 of 38
 Project ID 113570MSTR
 WSCC Draft Schedule
 Draft November 2017 Update



Attachment B.1 TPSS Project Schedule

Activity ID	Activity Name	Signal	Start	Finish	2018	2019	2020	2021	2022
A235750	Busses On Diesel For Substation Cutover (Or Alternative Method)	10	26-Dec-17	09-Jan-18
A235740	Energize New 28KV Feeder From TPSS To N00-W-402	0	26-Jan-18	26-Jan-18

Remaining Level of Effort ◆ Milestone
 Actual Level of Effort ◆ Summary
 Actual Work
 Remaining Work
 Critical Remaining Work

Data Date: 01-Dec-17 /Run Date 05-Dec-17
 Page 9 of 38
 Project ID 113570MSTR
 WSCC Draft Schedule
 Draft November 2017 Update



ATTACHMENT B.2
CPS INFRASTRUCTURE PROJECT SCHEDULE

[See attached CPS Infrastructure Project Schedule]

Attachment B.2 CPS Infrastructure Project Schedule

Activity ID	Activity Name	Signal Start	Finish
CPS COMMUNICATIONS ROOM RELOCATION			
CPS MILESTONES			
CPMS170	Comm Fiber Relocation Planning	1991 01-Dec-17	12-Sep-18
CPMS180	Comm SUP Issued	20 01-Dec-17	29-Dec-17
CPMS190	Comm Precon	0 03-Jan-18	18-Dec-17
CPMS200	Fiber Relocate	20 09-Jan-18	05-Feb-18
CPMS130	Olive Way (TPSS) Site Design 120 / 208V Available (CPS Comm Room Role)	0	12-Jan-18
CPMS100	100% Design Issued (CPS Comm Room Role)	0	15-Jan-18
CPMS110	JFC CPS Design Submitted (CPS Comm Room Role)	0	15-Jan-18
CPMS120	MACC Contract Received (CPS Comm Room Role)	0	30-Jan-18
CPMS140	NTP (CPS Comm Room Role)	0	02-Feb-18
CPMS160	Council Review Complete	0	02-Feb-18
CPMS150	Intern FCS & Data Racks From HSD Required For Installation (CPS Comm Room Role)	0	12-Sep-18
CONTRACT PROCUREMENT			
PROG1000	JFC Budget & Proposal Pricing (CPS Comm Room Role)	190 25-Apr-17 A	30-Jan-18
PROG1010	MACC Contract Review Negotiation (CPS Comm Room Role)	20 25-Apr-17 A	17-Jan-18
SUBMITTALS & PROCUREMENT			
ADMINISTRATIVE			
SBMTL1000	Procure Submittals (CPS Comm Room Role)	68 05-Feb-18	25-Apr-18
SBMTL1150	C3M submittals	20 05-Feb-18	02-Mar-18
SBMTL1010	Submittal Review No. 1 (CPS Comm Room Role)	40 05-Feb-18	30-Mar-18
SBMTL1020	Re-Submittal Procurement (If Required) (CPS Comm Room Role)	14 05-Mar-18	22-Mar-18
SBMTL1030	Submittal Review No. 2 (CPS Comm Room Role)	5 23-Mar-18	29-Mar-18
SBMTL1040	Process Implementation (CPS Comm Room Role)	14 30-Mar-18	18-Apr-18
COMMODITY SUBMITTALS			
SBMTL1050	Procure Submittals (CPS Comm Room Role)	63 05-Feb-18	02-May-18
SBMTL1060	Submittal Review No. 1 (CPS Comm Room Role)	20 05-Feb-18	02-Mar-18
SBMTL1070	Re-Submittal Procurement (If Required) (CPS Comm Room Role)	14 05-Mar-18	22-Mar-18
SBMTL1080	Submittal Review No. 2 (CPS Comm Room Role)	5 23-Mar-18	29-Mar-18
SBMTL1090	Release, Procurement & Delivery (2 Weeks) (CPS Comm Room Role)	14 30-Mar-18	18-Apr-18
LONG LEAD SUBMITTALS			
SBMTL1100	Procure Submittals (CPS Comm Room Role)	139 20-Feb-18	05-Sep-18
SBMTL1110	Submittal Review No. 1 (CPS Comm Room Role)	30 20-Feb-18	02-Apr-18
SBMTL1120	Re-Submittal Procurement (CPS Comm Room Role)	10 23-Apr-18	04-May-18
SBMTL1130	Submittal Review No. 2 (CPS Comm Room Role)	14 07-May-18	24-May-18
SBMTL1140	Equipment Release / Lead Time (CPS Comm Room Role)	71 25-May-18	05-Sep-18
PRE-INSTALLATION			
ELECTRICAL			
PRECON100	Existing Site Review (CPS Comm Room Role)	65 19-Feb-18	18-May-18
PRECON110	Assemble, Submit Observations & RFIs (CPS Comm Room Role)	45 19-Feb-18	18-May-18
PRECON120	Stakeholder Review & Response (CPS Comm Room Role)	25 19-Feb-18	23-Mar-18
PRECON130	Draft Existing Conditions Document (CPS Comm Room Role)	5 26-Mar-18	30-Mar-18
COMMUNICATIONS / NETWORK / FIBER / CONTROL			
PRECON130	Draft Existing Conditions Document (CPS Comm Room Role)	10 02-Apr-18	13-Apr-18
		5 16-Apr-18	20-Apr-18
		45 05-Mar-18	04-May-18

Remaining Level of Effort
 Actual Level of Effort
 Remaining Work
 Critical Remaining Work

Milestone
 Summary

Data Date: 01-Dec-17 / Run Date: 05-Dec-17
 Page 9 of 38
 Project ID: 113570MSTR
 WSCC Draft Schedule
 Draft November 2017 Update



Activity Name	Signal	Start	Finish	2018	2019	2020	2021	2022
PRECON140 Existing Site Review (CPS Comm Room Rel)	230	05-Mar-18	06-Apr-18	■				
PRECON150 Assemble, Submit Observations & RfIs (CPS Comm Room Rel)	5	09-Apr-18	13-Apr-18	■				
PRECON160 Stakeholder Review & Response (CPS Comm Room Rel)	10	16-Apr-18	27-Apr-18	■				
PRECON170 Draft Existing Conditions Document (CPS Comm Room Rel)	5	30-Apr-18	04-May-18	■				
FIRE ALARM								
PRECON180 Existing Site Review (CPS Comm Room Rel)	45	19-May-18	18-May-18	■				
PRECON190 Assemble, Submit Observations & RfIs (CPS Comm Room Rel)	25	19-Mar-18	20-Apr-18	■				
PRECON200 Stakeholder Review & Response (CPS Comm Room Rel)	5	23-Apr-18	27-Apr-18	■				
PRECON210 Draft Existing Conditions Document (CPS Comm Room Rel)	10	30-Apr-18	11-May-18	■				
5 14-May-18								
CONSTRUCTION - INTERIM STAGE								
OFF-SITE PRE-FABRICATION								
CONST130 Interim Communication (Comm.) Building (CPS Comm Room Rel)	232	02-Apr-18	28-Feb-19	■				
15 23-Aug-18								
13 23-Aug-18								
15 23-Aug-18								
35 29-May-18								
18 21-May-18								
8 15-Jun-18								
8 28-Jun-18								
232 02-Apr-18								
117 11-Jul-18								
14 11-Jul-18								
12 31-Jul-18								
60 16-Aug-18								
31 09-Nov-18								
16 06-Sep-18								
5 06-Sep-18								
10 14-Sep-18								
42 28-Sep-18								
12 08-Oct-18								
10 24-Oct-18								
4 07-Nov-18								
25 13-Nov-18								
15 13-Nov-18								
25 20-Dec-18								
232 02-Apr-18								
40 02-Apr-18								
30 20-Nov-18								
3 07-Jan-19								
5 10-Jan-19								
3 17-Jan-19								
5 22-Jan-19								
6 29-Jan-19								
20 01-Feb-19								
15 06-Feb-19								

Remaining Level of Effort
 Actual Level of Effort
 Remaining Work
 Critical Remaining Work

◆ Milestone
 Summary

Data Date: 01-Dec-17 / Run Date 05-Dec-17
 Page 10 of 38
 Project ID 113570MSTR
 WSCC Draft Schedule
 Draft November 2017 Update

Page 2 of 2

CLARK LEASE CRUTCHER
 CONSTRUCTION
LEWIS
 A JOINT VENTURE

ATTACHMENT C.1
TPSS BUDGET

[See attached TPSS budget]

Attachment C.1 TPSS Budget

ATTACHMENT C.1 TPSS Budget

TPSS

	Budget 2/3/17	Budget 12/13/2017	Variance	
Management	278,000	480,000	202,000	PSG budget 12/11/17
Design	1,428,000	1,462,000	34,000	
Commissioning	52,000	4,000	-48,000	Final invoices for EEI
Builder's risk & RPL insurance	25,000	35,000	10,000	
Permits	50,000	65,000	15,000	
Legal	40,000	59,000	19,000	Foster Pepper costs billed to date - includes Comm Room
Legal	0	13,000	13,000	Foster Pepper costs projected - includes Comm Room
Veca	24,000	24,000	0	Veca bill outside of C/L contract
Skanska Hunt	63,000	63,000	0	SH costs and fees related to Siemens contract
Siemens Equipment	2,475,000	2,475,000	0	Siemens PO
Approved Siemens Amendments (Reimbursed by KCM)	0	49,000	49,000	KCM directed changes
Approved Siemens Amendments (Reimbursed by KCM)	0	15,000	15,000	Includer \$15K for disputed Siemens Costs as agreed to between MG and DD on 12/05/17
Approved Siemens Amendments (Reimbursed by WSCC)	0	152,000	152,000	
Construction	5,502,000	4,960,000	-542,000	C/L estimate dated 3/3/17
Approved C/L Amendments (Reimbursed by KCM)	0	326,000	326,000	
Pending C/L Amendments (Reimbursed by KCM)	0	218,000	218,000	Unforeseen costs tracked T&M for work on 9th Ave. Includes Holiday Moratorium premiums
Pending C/L Amendment (Reimbursed by KCM)	0	-340,000	-340,000	Deduction of C/L Flaggers
Pending C/L Amendment (Reimbursed by KCM)	0	592,000	592,000	CPS Site Investigation
Construction contingency (2%)	250,000	0	-250,000	Moved contingency to Mini-MACC contract. \$86K included with construction costs
Owner / project contingency (3%)	150,000	150,000	0	
B&O Tax (0.71%)	0	80,000	80,000	Added due to state revenue ruling
WSST (10.1 %)	800,000	397,000	-403,000	On equipment costs only
Total	11,137,000	11,279,000	142,000	
KCM cost	11,137,000	11,127,000	-10,000	
WSCC cost	0	152,000	152,000	Siemens storage

Budget Progressions

Total Cost 2017-02-03	11,137,000	Baseline budget
Total Cost 2017-03-03	10,435,000	Buyout savings and pending reduction in C/L flagging costs
Total Cost 2017-04-18	10,525,000	Veca change orders and PSG management increase
Total Cost 2017-05-11	10,519,000	Minor reductions from month before
Total Cost 2017-08-07	10,589,000	ASI-002 UMP design progression
Total Cost 2017-10-09	10,826,000	Increase for Comm Early Work items and Siemens approved change items
Total Cost 2017-12-13	11,279,000	Increase for CPS Site Investigation work

Notes:

1. WSST is calculated at 9.6% for work anticipated prior to 4/1/17 and at 10.1% for work anticipated after 4/1/17.
2. Department of Revenue: WSST not owed on labor portion of Clark/Lewis or Siemens bills. B&O tax owed on full reimbursement.
3. Some subcontracted work will be lump sum. All other work is 100% returned savings to owner.

KA: 12/13/2017

PSG Fee

Person	Stipulated Rate	Monthly Project Hours	Total Project Fee - 14 MO December 2016 - January 2018
Matt Griffin	\$562	1	\$7,868
Matt Rosauer	\$281	2	\$7,868
Arnetta Libby	\$185	2	\$5,180
Kyle Acheson	\$125	100	\$175,000
Stacy Shewell	\$169	1	\$2,366
Jason Foley	\$169	1	\$2,366
Zach Clements	\$125	2	\$3,500
Mark Leahy	\$125	91	\$159,250
Crystal Ng	\$64	6	\$5,376
Hall Baetz	\$93	6	\$7,812

Total Projected Fee	\$377,000
Previously Billed	\$103,000
 Total Fee (rounded)	 \$480,000



Washington State Convention Center Addition
 TPSS Mini-MACC
 Report Date: February 14, 2017

Mini-MACC (with Siemens OFCI)

Scope of Work	Cost	% of Subtotal
VECA	\$ 3,632,185	73.2%
Flagging	\$ 347,225	7.0%
Siemens	By Owner	0.0%
SUBTOTAL	\$ 3,979,410	80.2%
Negotiated Support Services	\$ 320,608	6.5%
Subcontractors Bonds	Included Above	0.0%
SUBTOTAL	\$ 4,300,018	86.7%
Contractor's MACC Contingency	\$ 86,000	1.7%
TPSS MINI-MACC SUBTOTAL	\$ 4,386,018	88.4%
General Conditions	\$ 322,964	6.5%
SUBTOTAL	\$ 4,708,982	94.9%
Contractor's Fee	\$ 142,546	2.9%
General Liability Insurance	\$ 37,152	0.7%
Builders' Risk Insurance	EXCLUDED	0.0%
Payment & Performance Bond	\$ 37,511	0.8%
Washington State Sales Tax (WSST)	EXCLUDED	0.0%
B&O Taxes	\$ 34,027	0.7%
TPSS TOTAL CONSTRUCTION COST (TCC)	\$ 4,960,218	100.0%

Attachment C.1

**CLARK/LEWIS, A JOINT VENTURE TPSS MINI MACC
 PROPOSAL ATTACHMENT C JANUARY 19, 2017 Revised names
 2/2/17
 PRICING ASSUME ALL THREE PROJECTS WILL PROCEED**

DRAFT JANUARY 17, 2017

TPSS Mini-MACC		
General Conditions Breakdown January 17, 2017		
7 month schedule 2/17 - 9/17		
Employee Name	Employee Title	Hours
MAXWELL, JAKE	Sr. PROJECT MANAGER	740
DYKEMAN, CHAD	PROJECT MANAGER (MEP)	180
THOMPSON, ADAM	FIELD	350
ALSHABA, YOUSIF	ENGINEER (QC)	560
TBD	ENGINEER	350
MEENAN, KERRI	MEP	460
GINKO, ALI	BUSINESS MANAGER	520
O'DONNELL, JAMES	SUPERINTENDENT	740
BINKERHOFF, TROY	SAFETY	520
TINOCO, AMANDA	SUMMER INTERN	180
	Staff Labor	\$ 299,313.62
	Cars/Computers/Phones	\$ 9,195.57
	Office Supplies	\$ 14,455.00
		\$ 322,964.19

TPSS Qualifications & Exclusions



Washington State Convention Center Addition
January 19, 2017 (Revised February 14, 2017)

Olive Way Traction Power Sub Station (TPSS)
Budget Qualifications and Exclusions

Assumptions:

- 1) The budget is based on the Enclosed Attachment A dated January 19, 2017
- 2) The budget is based on the Enclosed Attachment B dated January 19, 2017, with the exception of the second and third sentence of the second paragraph "The construction schedule is based on full NTP by 2/17/17 and achieving Final Completion by 9/2017. Proposal assumes a mini MACC Contract date no later 2/3/17."
- 3) This Pricing is valid per the dates identified in Attachment B for an executed Mini Macc and are subject to adjustment if the those dates are not met.
- 4) C/L assumes the Siemens Purchase Order Amount is \$2,472,326. Increase to this value are not included in this pricing. Potential Change Orders associated with this scope of work are excluded.
- 5) The TPSS Project, identified in Attachment A, includes work to be performed by others, including KCM, ST and Centurylink. We assume that this work will be performed in a timely manner in order to support the schedule. Costs for the work by Others is excluded from this proposal.
- 6) C/L has delivered the Electrical Drawings to the City of Seattle for review in order to facility Electrical inspection of field installations. C/L assumes no time impact for the City review of these documents.
- 7) C/L assumes the existing subterranean or surface utilities, and/or other site features, as shown on the drawings will not conflict with this work. Our pricing and schedule does not anticipate unforeseen conditions.
- 8) C/L assumes that sufficient space is available on-site for construction equipment storage (approximately 3,000 sf). Modifications to the existing site to accommodate this space is excluded from our pricing.
- 9) C/L assumes power and water is readily available on-site and will be provided at no

cost. Consumption fees are by Others.

- 10) C/L assumes that all tunnel access is from the Convention Place Station (CPS) site.
- 11) C/L assumes tunnel training or any other 3rd party specialty training for employees will be provided by others on a weekly basis or more frequently.
- 12) C/L schedule assumes a minimum two-week shutdown of Electro Trolley Bus (ETB) lines to accommodate TPSS cutover.
- 13) C/L assumes Owner and other interested parties will provide necessary resources to facilitate field acceptance testing.
- 14) C/L assumes Owner will take delivery of spare parts (including spare rectifier transformer).
- 15) C/L assumes Siemens has included all factory and field testing as required in specification section 342190. Since Siemens is an assigned vendor, the level of field work has not been verified as it relates to the enclosed pricing. C/L excludes costs for gap in scope.
- 16) There is no detail for the tunnel penetration for the 8" FW line. We assume a 12" core drill through 36" thick concrete wall with pipe sleeve and that no other structural modifications are required.
- 17) EC/CM (VECA) markups will be per their competitively bid fee, not constrained as described in GC Article 7.02.F.4.

Exclusions:

- 18) C/L excludes removal and disposal of the existing feeder from TPB-1C to the existing Olive Way TPSS.
- 19) C/L excludes removal and disposal of the existing Olive Way TPSS.
- 20) C/L excludes costs for any work required by 3rd Parties included but not limited to King County Metro, Sound Transit, CenturyLink and/or Seattle City Light.
- 21) C/L excludes KCM I-Net fiber. Empty ductbank system for KCM I-Net fiber is included as shown on the design drawings.
- 22) C/L excludes all permits, licenses, and fees with the exception of street use permits.
- 23) C/L excludes engineering costs.
- 24) C/L excludes handling and/or removal of hazardous or contaminated materials.
- 25) C/L excludes removal of obstructions or unforeseen conditions unless noted on drawings.
- 26) C/L excludes all work associated with anticipated bus movement or existing guard shack

revisions.

- 27) C/L excludes BIM modeling.
- 28) C/L excludes third party commissioning.
- 29) C/L excludes storage costs for TPSS. Delivery and setting of TPSS is assumed to be after concrete pad is complete.
- 30) C/L excludes any prior claims raised by Siemens. Reconciliation of previous payments made direct to Siemens and the costs included in this proposal will be required by the Owner.
- 31) C/L excludes any Railroad Right of Way Easement and all Railroad Insurance.
- 32) C/L excludes any costs associated with Track Access Permits.
- 33) C/L excludes costs of toilet and handwashing stations.
- 34) C/L excludes reproduction costs, these will be billed directly to the Owner from the Owner vendor.
- 35) C/L excludes Washington State Sales Tax (WSST). C/L has included the retail sales and use tax in accordance with Rule 701 on materials for work in the public right away (9th Ave).
- 36) C/L excludes Builder's Risk Insurance.

Allowances:

- 37) C/L includes a \$20,000 allowance for field engineering layout.
- 38) C/L includes a \$65,000 Dewatering allowance in the NSS budget.



Attachment A
(1/19/2017)

For the purposes of this Subcontract Agreement, the Contract Documents are comprised of the following, including all changes, addenda, and modifications thereto:

1. Owner Agreement

- A. Draft GC/CM Agreement between Owner and Clark/Lewis. TBD
- B. Draft General Conditions of the GC/CM Agreement between Owner and Clark/Lewis. TBD

2. Construction Documents

Current Set of Documents Comprised of the Following:

- A. TPSS Procurement Package 07/15/2015
- B. Metro Transit Division WSCC Olive St. TPSS Replacement Drawings 09/02/2015
- C. Olive Way (TPSS) Site Design Package "Issued For Construction" Project Manual 11/17/2016
- D. Olive Way (TPSS) Site Design Package "Issued For Construction" Drawings 11/17/2016
- E. Olive Way (TPSS) Site Design Package "Issued For Bid" Project Manual 01/06/2017

3. Schedule

- A. As identified in Veca Electric and Technologies January 19, 2017 Proposal 01/19/17

End of Exhibit A

CLARK LEWIS, A JOINT VENTURE TPSS MINI MACC PROPOSAL
ATTACHMENT B JANUARY 19, 2017

5614 7th Avenue South
Seattle, WA 98108
P: (206) 436-5200
F: (866) 574-7416
www.veca.com



January 19, 2017

Clark/Lewis Construction

Attn: Katie Twomey

Re: Olive Way Traction Power Sub Station (TPSS)

Thank you for the opportunity to participate in the above referenced project. The following is our proposal.

Bid Basis

This proposal is based on the "Issued For Construction" plans / specifications (Dated 11/17/16) as well as "Issued For Construction" Division 1 Specifications (Dated 1/6/17) as provided and further clarified within this scope.

This base pricing includes all electrical and civil work associated with the installation of the Olive Way (TPSS) Site Design Package. The construction schedule is based on a full NTP by 2/17/17 and achieving Final Completion by 9/20/17. Proposal assumes an executed mini MACC Contract no later than 2/3/17.

1. All civil, Fire Deluge System, architectural, structural and electrical work is included as shown within the Contract Documents.
2. Traffic Control, Pedestrian Control and maintenance of Traffic/Pedestrian Control is included.
3. Demolition of existing truss system and lighting for installation of the TPSS. It is assumed that no structural modifications will be required for the removal of this truss system.
4. Furnishing & installation of the electrical equipment and feeders indicated on E901 & E902 is included in our pricing.
5. TPSS furnished by others. Installation is included in this pricing.

General Clarifications

1. Bond is included.
2. Applicable taxes associated with the work on 9th Ave, consumables, and rentals have been included at rate of 9.6%. Sales tax for work inside the tunnel has been included as an adder under the "Pricing" section of this proposal.
3. Weekend work and shift work is included.
4. Overtime is included for all cut-overs.
5. Full time Project General Foreman is included in our pricing.
6. Pricing is based on all work starting 2/17/17 and completing by 9/20/17.
7. Work requiring ST tunnel access shall be performed during non-revenue service hours (~1:00AM – 4:00AM).

8. Work requiring KCM bus lane closures shall be performed during non-revenue hours (9:00PM – 4:00AM). Work associated with the installation of MH TPB-1C will be performed during scheduled weekend closures where all 3 bus lanes can be closed.
9. It is assumed the presence of existing buried or surface utilities, and/or other site features, as shown on the drawings will not conflict with this work.
10. It is assumed that sufficient space is available on-site (*CPS Location*) for equipment storage. Approximately 3,000 SF will be required for equipment and storage.
11. Street-Use permit fees are included in base price.
12. Removal and disposal of the existing feeder from TPB-1C to the existing Olive Way TPSS will be removed by others and is not included in this pricing.
13. Removal and disposal of the existing Olive Way TPSS will be removed by others and is not included in this pricing.
14. SCADA conduit re-route per E904, note 10 is assumed to be surface mounted conduit per Detail A on E905. Pricing includes the reroute of the existing conduit with required j-boxes as shown. Information is not available on the SCADA circuitry and is not included in this proposal.
15. Empty ductbank system is included as shown on the drawings for KCM I-Net Fiber. Fiber for this system is not included.
16. Section 342290 "Testing" is included per this section. All other testing and third party certifications required for the Traction Power Substation is by the TPSS manufacture and is not included.
17. An allowance of \$297,684.00 (3600 HRS) has been included for bus flagging labor during lane shutdowns within the tunnel.
18. A markup value of \$309,040.75 based on a Siemens value of \$2,472,326.00 has been added to the proposal total after applied markups. This markup is subject to change should the aforementioned Siemens value be modified.
19. A 2% Risk Contingency has been included for direct labor only.

General Exclusions

1. Permits (*other than electrical and street use permit allowance*), King County Metro fees & permits, Discharge Permit(s).
2. Engineering costs.
3. Storm-water collection or treatment.
4. Handling and/or removal of hazardous or contaminated materials.
5. Removal of obstructions or unforeseen conditions unless noted on drawings.
6. Any work associated with King County overhead trolley lines. Notification to King County for movement of Trolley Lines per 20-day notice requirements. All work associated with relocation or movement of these lines is by King County.
7. All work associated with bus ramp revisions along Olive Way and 9th Avenue.
8. VECA has included coordination with King County, Century Link, City of Seattle, SCL or Sound Transit. Any utility or governmental fees associated with this project are not included in this proposal.
9. This proposal does not include re-location of any curbs or bus stop along 9th avenue.
10. We have not included modifications to the existing traffic signalization.
11. We have not included modifications to existing street illumination.
12. BIM modeling.
13. Testing and third party certifications required for the Traction Power Substation is by the TPSS manufacture and not included.
14. Hauling or storage costs associated with TPSS.
15. Hauling or relocating spare rectifier transformer.

16. ST alternative backup/emergency power.

Pricing

Pricing per Current Design	\$ 4,303,653.00
Sales Tax Associate With Tunnel Work @ 9.6%	\$ 38,516.00

Significant Changes

The following items reflect the significant changes between this proposal and our previously provided 8/9/16 proposal:

<u>Desc.</u>	<u>ROM Value</u>
1. Labor Rate Escalation Post 2/1/17	\$40,000
2. Added Flaggers For Tunnel Lane Closures	\$350,000
3. Added Vault Repair, Conduit Proofing, and Duct Locating	\$35,000
4. Material Escalations	\$20,000
5. Added Markup For Siemens Equipment	\$310,000
6. Civil Subcontractor Public Bid Result	\$160,000
7. Reduction To Branch Circuitry / Items Moved To CPS Comm.	-\$31,000
8. 26 KV No Splice Option	\$85,000
	\$969,000

If you have any questions, please feel free to contact me.

Sincerely,



On behalf of VECA Electric Co., Inc.
 Rustin D McIntyre
 Sr. Project Manager
 206-450-2485 Direct

Attachment C.1

Approved Design costs 1,330,000 Desmond Letter 7/10/15
 Approved KPFF addition with mark-up 98,591
 RLB and other changes 9,801
1,428,392 02/03/17 budget

LMN Contract for Facility Addition Architectural/Engineering Services
 SCHEDULE 2
 COMPENSATION SUMMARY
 5/12/15

	LMN		MBE		WBE		MKA		ARLPs		RLB		LTR		KPFF		Original Fees	1/15/2016 Changes	1/12/2017 Changes
	Architecture/Inter	Rolluda	Scharre/AD	Structural	Civil	MEP	Cost Estimate	TPSS Only	TPSS Srt	Totals									
06-008 Early Work - TPSS	\$ 95,600	\$ 3,200	\$ 40,000	\$ -	\$ 61,000	\$ 237,590	\$ 6,500	\$ 794,202	\$ -	\$ -	\$ -	\$ -	\$ -	\$ -	\$ -	\$ -	\$ 1,328,861	\$ -	\$ -
06-009 Early Work - Add Serv Srt TPSS Support	\$ -	\$ -	\$ -	\$ 1,449	\$ -	\$ -	\$ -	\$ -	\$ -	\$ -	\$ -	\$ -	\$ -	\$ -	\$ -	\$ -	\$ -	\$ (77,269)	\$ 6,500
	\$ 95,600	\$ 3,200	\$ 40,000	\$ 1,449	\$ 61,000	\$ 237,590	\$ 6,500	\$ 794,202	\$ 93,010	\$ -	\$ -	\$ -	\$ -	\$ -	\$ -	\$ -	\$ 1,352,951	\$ 17,590	\$ 6,500
6% Markup	\$ 192	\$ 2,400	\$ 111	\$ 111	\$ 3,660	\$ 15,455	\$ 390	\$ 47,652	\$ 5,581	\$ -	\$ -	\$ -	\$ -	\$ -	\$ -	\$ -	\$ 75,441	\$ 5,080	\$ 390
Total Early Work	\$ 95,600	\$ 3,392	\$ 42,400	\$ 1,960	\$ 64,660	\$ 273,045	\$ 6,890	\$ 811,854	\$ 98,591	\$ 1,428,392	\$ -	\$ -	\$ -	\$ -	\$ -	\$ -	\$ 1,396,832	\$ 22,670	\$ 6,890

ALL 2/29/2017 Client/Project/Scope/Work Budget Update 1 - LMN TPSS design costs for budget

ATTACHMENT C.2
CPS INFRASTRUCTURE BUDGET

[See attached CPS Infrastructure budget]

Attachment C.2 CPS Infrastructure Budget

ATTACHMENT C.2 COMM Budget

Infrastructure Work (CPS Comm Room)

	Budget 2/3/17	Budget 12/13/2017	Variance	
Management	195,000	508,000	-313,000	PSG budget 12/11/17. Originally assumed schedule overlap with TPSS
Design	535,000	647,000	-112,000	LMN Fee Proposal Rev 2
Commissioning	160,000	25,000	-135,000	Final invoices for EEI
Builder's risk insurance	10,000	15,000	-5,000	
Permits	25,000	25,000	0	
Construction	4,260,000	6,177,000	-1,917,000	100% IFB C/L estimate dated 10/12/17
Limited NTP (through February 2018)	0	815,000	-815,000	Included in 100% IFB C/L estimate dated 10/12/17
KCM Requested Adjustment	0	0	0	\$1,732,000 suggested reduction by KCM
Construction contingency (2%)	100,000	0	-100,000	\$123K included with construction costs
Owner / project contingency (3%)	155,000	209,760	-54,760	
B&O Tax (0.71%)	0	61,000	-61,000	Added due to state revenue ruling
WSST (10.1%)	440,000	312,000	-128,001	On equipment costs only
Total	5,880,000	8,795,000	-2,915,000	
KCM cost (100%)	5,880,000	8,795,000	-2,915,000	
WSSC cost (0%)	0	0	0	

Budget Progressions

Total Cost 2017-02-03	5,880,000	Baseline budget
Total Cost 2017-03-03	5,876,000	Minor reductions from month before
Total Cost 2017-04-18	7,898,000	90% drawing progression - updated C/L pricing from 60%
Total Cost 2017-05-11	9,401,000	Included SCADA programming costs (previously excluded)
Total Cost 2017-08-07	9,516,000	100% drawing progression - updated C/L pricing from 90%
Total Cost 2017-10-09	9,562,000	Design increase for Scenario 2 evaluation
Total Cost 2017-12-13	8,795,000	Transferred CPS Investigative costs from budget

Notes:

1. WSST is calculated at 9.6% for work anticipated prior to 4/1/17 and at 10.1% for work anticipated after 4/1/17.
2. Department of Revenue: WSST not owed on labor portion of Clark/Lewis or Siemens bills. B&O tax owed on full reimbursement.
3. Some subcontracted work will be lump sum. All other work is 100% returned savings to owner.

KA: 12/13/2017

PSG Fee

Total Project Fee - 16 MO
 September 2017 - January 2019)

Person Stipulated Rate Monthly Project Hours

Matt Griffin	\$ 562	1	\$ 8,992
Matt Rosauer	\$ 281	2	\$ 8,992
Armeta Libby	\$ 185	2	\$ 5,920
Kyle Acheson	\$ 125	100	\$ 200,000
Stacy Shewell	\$ 169	2	\$ 5,408
Jason Foley	\$ 169	1	\$ 2,704
Zach Clements	\$ 125	2	\$ 4,000
Mark Leahy	\$ 125	90	\$ 180,000
Crystal Ng	\$ 64	6	\$ 6,144
Hall Baetz	\$ 93	6	\$ 8,928

Total Projected Fee \$ 431,088

Total Accrued through August 2017 \$ 76,717

Total Fee (rounded) \$ 508,000

Attachment C.2

**Washington State Convention Center Addition****Comm Room**

Report: Cost Summary

Report Date: October 12, 2017

Full COMM Room

Scope of Work	Cost	% of Subtotal
VECA	\$ 4,207,340	60.2%
C3M	\$ 1,249,000	17.9%
PCL Programming	\$ 110,000	1.6%
SUBTOTAL	\$ 5,566,340	79.6%
Negotiated Support Services	\$ 563,358	8.1%
Subcontractors Bonds	Included Above	0.0%
SUBTOTAL	\$ 6,129,698	87.7%
Contractor's MACC Contingency	\$ 122,594	1.8%
MINI-MACC SUBTOTAL	\$ 6,252,292	89.4%
General Conditions	\$ 382,450	0.0%
SUBTOTAL	\$ 6,634,742	94.9%
Contractor's Fee	\$ 203,199	2.9%
General Liability Insurance	\$ 52,373	0.7%
Builders' Risk Insurance	EXCLUDED	0.0%
Payment & Performance Bond	\$ 52,879	0.8%
Washington State Sales Tax (WSST)	EXCLUDED	0.0%
B&O Taxes	\$ 49,156	0.7%
TCC FOR COMM ROOM	\$ 6,992,349	100.0%

Limited NTP Amount: 815,000

Balance to finish Comm Room Amount: 6,177,000

6,992,349

Attachment C.2



Washington State Convention Center
Addition

October 13, 2017

CPS Infrastructure Project Budget
Qualifications and Exclusions

Assumptions:

1. The budget is based on the enclosed proposals including all qualifications, assumptions and exclusions.
2. Budget is based on the CPS Infrastructure Project Issued for Bid documents dated May 1, 2017.
3. C/L assumes the schedule duration will be finalized after the work hour and access requirements are determined. Our pricing is based on 12 months .
4. C/L assumes this proposal will be added as a change order to the TPSS Contract. The addition of this work will not impact the contract close out of the TPSS portion of work and release of the retainage and bond.
5. The CPS project includes work to be performed by others (KCM and ST). We assumes that work will be performed in a timely manner in order to support the schedule.
6. C/L assumes the existing subterranean or surface utilities, and/or other site features, as shown on the drawings will not conflict with this work. Our pricing and schedule does not anticipate unforeseen conditions.
7. C/L assumes that sufficient space is available on-site for construction equipment storage (approximately 3,000 sf).
8. C/L assumes power and water is readily available on-site and will be provided at no cost.
9. C/L assumes that all tunnel access is from the Convention Place Station (CPS) site.
10. C/L assumes tunnel training for employees will be provided by others on a weekly basis or more frequently.
11. C/L assumes Owner and KCM will provide necessary resources to facilitate field acceptance testing.

Attachment C.2

12. C/L assumes a maximum 2-week submittal review period by Owner (including Design Team and KCM).
13. C/L assumes an Issued For Construction set of documents will be issued prior to the Notice to Proceed. Any added scope is excluded from this proposal.

Exclusions:

14. C/L excludes costs for any work required by CenturyLink, DOIT, SPU and/or Seattle City Light.
15. C/L excludes all permits, licenses, and KCM fees with the exception of the over-the-counter electrical permit and street use permits.
16. C/L excludes engineering costs.
17. C/L excludes handling and/or removal of hazardous or contaminated materials.
18. C/L excludes removal of obstructions or unforeseen conditions unless noted on drawings.
19. C/L excludes all work associated with anticipated bus movement.
20. C/L excludes BIM modeling.
21. C/L excludes third party commissioning.
22. C/L excludes investigation work and Fire Alarm Precon issued under separate change orders.
23. C/L excludes results of investigation work that differs from the IFB documents.

Attachment C.2

COMM RM Mini-MACC		
General Conditions Breakdown October 12, 2017		
12 month schedule	11/1/17-11/1/18	
Employee Name	Employee Title	Hours
ALSHABA, YOUSIF	ENGINEER	2080
TBD	BUSINESS MANAGER	387
TBD one shift	SUPERINTENDENT	2080
BINKERHOFF, TROY	SAFETY	520
	Staff Labor	\$ 346,450
	Cars/Computers/Phones	\$ 15,000
	Office Supplies	\$ 21,000
		\$ 382,450



June 1, 2017

Clark/Lewis Construction

Attn: Katie Twomey

Re: CPS Infrastructure Project – IFB Design

Thank you for the opportunity to participate in the above referenced project. The following is our proposal.

Bid Basis

This proposal is based on the following documents:

- **Project Plans** - CPS Infrastructure Project – Issued For Bid (*Dated 5/1/17*)
- **Project Specifications** – Issued For Bid Convention Place Station (CPS) Infrastructure Project (*Dated 5/1/17*)

Inclusions

1. *Direct labor, equip, and materials for the scope defined within this document.*
2. *Indirect labor & project support based upon a 13-month overall project duration.*
3. *Labor rate escalation based upon 60% of direct labor occurring after January of 2018.*
4. *Payment & performance bond*
5. *Tax for consumables, equipment and rentals at 10.1%. Tax value for materials within the CPS area will be provided within the "Pricing" section of this document as a separate item at 10.1%.*
6. *Labor premiums for shift work. 200 Over Time and 200 Double Time hours have been included.*
7. *Full-Time Project General Foreman*
8. *2% labor risk contingency*
9. *Electrical permit procurement and fee*

General Clarifications

1. *Work requiring access within 50' of Sound Transit trackway shall be performed during non-revenue service hours (~1:00AM – 4:00AM).*
2. *Work requiring KCM bus lane closures shall be performed (9:00PM – 1:00AM).*
3. *Approximately 3,000 SF will be provided on-site (CPS Location) for project lay-down.*
4. *No additional temporary power or lighting provisions, other than the existing installed systems, have been included to perform power cut-overs for the electrical phases depicted on sheets E516 and E517.*
5. *The scope, design, and plan for the programming (SCADA) as well as integrator (FCS) are not fully defined as they are part of a deferred design and costs for VECA's potential involvement have not be included within our proposal.*
6. *Pricing assumes 5-day work week 8:30PM – 4:00AM.*
7. *The attached documents are included as part of this proposal:*

- a. *VECA Structured Cabling Proposal.*
- b. *Convergent Technologies – Fire Alarm Proposal.*
- c. *Convergent Technologies – Access Control Proposal.*
8. *Due to the absence of complete as-built information, VECA will provide as-built information in one-line and / or block diagram format only.*
9. *Fiber optic cabling not required after the interim phase will be abandoned in place.*

Project Plans – Specific Clarifications

1. E510
 - a. *CPS Electrical Pre-Interim Phase: Pricing assumes the installation, operation in the event of power loss (up to 20 total running hours), and removal of a 250KVA generator for 1 month to fulfill the requirements of Note 4 “Emergency Power”.*
2. E515
 - a. *Note 3 – Please see previous clarification “a” for sheet E510.*
3. E516
 - a. *Pricing assumes that all electrical circuits required to fulfill this Pre-Interim one-line are included as part of the “Conduit and Conductor Schedule” on E525.*
 - b. *The raceways for PLV-13 and PLV-14 will be installed during the Pre-Interim Phase; however the circuiting will be installed under the Interim Phase.*
4. E517
 - a. *Pricing assumes that all electrical circuits required to fulfill this Interim one-line are included as part of the “Conduit and Conductor Schedule” on E525.*
 - b. *Disconnect, relocate onsite, and turn-over guard booth to KCM.*
5. E518
 - a. *Note 1 - Assumed to be a General Note.*
 - b. *Note 6 – To minimize downtimes, the new feeds to the HPUs will be spliced to existing circuits via the existing junction box mounted on the tunnel lid.*
 - c. *Note 9 – Is being ignored.*
 - d. *Note 10 – Guard booth relocation and installation of the interim communication building will take place during the Interim Phase. See also clarification “b” for sheet E510.*
 - e. *Note 13 - Assumed to be a General Note.*
 - f. *There are two conduit penetration notes in the P03 room portion of the drawing. Pricing assumes one penetration into the P01 room.*
 - g. *After a site review, the existing penetration into the P17 room will not be sufficient. Pricing assumes new cores as required.*
6. E520
 - a. *Pricing assumes that all electrical raceways / circuits required are included as part of the “Conduit and Conductor Schedule” on E525.*
7. E521
 - a. *Pricing assumes that all electrical raceways / circuits required are included as part of the “Conduit and Conductor Schedule” on E525.*
8. E526
 - a. *The 150A breaker for P4E is being provided as a 125A due to panel frame sizing requirements.*
9. E527
 - a. *Pricing assumes that no additional breakers are required for EC4B or EC2B as breaker sizing was not provided.*
10. E550 through E556

- a. *These plans are for reference only and do not depict, infer, or require any specific scope of work.*
11. E602
- a. *The final UPS will need to be installed under the Pre-Interim Phase to support the final network enclosure.*
- b. *Pricing assumes the following work items will be performed by HSQ or others:*
- i. *Pre-Interim*
 - *1 & 7 (Coax for radio within tunnel will be provided and installed by VECA)*
 - ii. *Interim*
 - *4, 6, 7, 12, 15, 18, 19 (Cabling by VECA), 21, 22, and 23*
 - iii. *Final*
 - *1 (VECA to commission final FACP), 2, 3, 4, 5, and 7*
12. E609
- a. *Pricing assumes a 3KVA for the Final UPS and a 10KVA for the Interim UPS based on panel loads shown.*
13. E610
- a. *Notes 1 through 4 by HSQ or others.*
- b. *Pricing includes only the circuits shown within the "Conduit and Conductor Schedule" on E525 and "Communications Conduit Schedule" on E605 through 606. Support required by VECA for EVS SCADA scope can only be determined once the deferred designs by the integrator as well as programmer have been identified.*
14. E611
- a. *Note 1 by HSQ or others.*
- b. *Pricing includes only the circuits shown within the "Conduit and Conductor Schedule" on E525 and "Communications Conduit Schedule" on E605 through 606. Support required by VECA for BMS SCADA scope can only be determined once the deferred designs by the integrator as well as programmer have been identified.*
15. E612
- a. *Note 1 by HSQ or others.*
- b. *Pricing includes only the circuits shown within the "Conduit and Conductor Schedule" on E525 and "Communications Conduit Schedule" on E605 through 606. Support required by VECA for BMS SCADA scope can only be determined once the deferred designs by the integrator as well as programmer have been identified.*
16. E613
- a. *Note 1 by HSQ or others.*
- b. *Pricing includes only the circuits shown within the "Conduit and Conductor Schedule" on E525 and "Communications Conduit Schedule" on E605 through 606. Support required by VECA for BMS SCADA scope can only be determined once the deferred designs by the integrator as well as programmer have been identified.*
17. E614
- a. *Note 1 by HSQ or others.*
- b. *Pricing includes only the circuits shown within the "Conduit and Conductor Schedule" on E525 and "Communications Conduit Schedule" on E605 through 606. Support required by VECA for BMS SCADA scope can only be determined once the deferred designs by the integrator as well as programmer have been identified.*

18. E615
- a. *Notes 1 through 14 by HSQ or others.*
 - b. *Pricing includes only the circuits shown within the "Conduit and Conductor Schedule" on E525 and "Communications Conduit Schedule" on E605 through 606. Support required by VECA for System Interface scope can only be determined once the deferred designs by the integrator as well as programmer have been identified.*
19. E616
- a. *Notes 1 through 4 by HSQ or others.*
 - b. *Pricing includes only the circuits shown within the "Conduit and Conductor Schedule" on E525 and "Communications Conduit Schedule" on E605 through 606. Support required by VECA for EVS PLC IO scope can only be determined once the deferred designs by the integrator as well as programmer have been identified.*
20. E617
- a. *Notes 1 through 4 by HSQ or others.*
 - b. *Pricing includes only the circuits shown within the "Conduit and Conductor Schedule" on E525 and "Communications Conduit Schedule" on E605 through 606. Support required by VECA for BMS PLC IO scope can only be determined once the deferred designs by the integrator as well as programmer have been identified.*
21. E618
- a. *Note 1 by HSQ or others.*
 - b. *Pricing includes only the circuits shown within the "Conduit and Conductor Schedule" on E525 and "Communications Conduit Schedule" on E605 through 606. Support required by VECA for BMS PLC IO scope can only be determined once the deferred designs by the integrator as well as programmer have been identified.*
22. E619
- a. *Note 1 by HSQ or others.*
 - b. *Pricing includes only the circuits shown within the "Conduit and Conductor Schedule" on E525 and "Communications Conduit Schedule" on E605 through 606. Support required by VECA for BMS PLC IO scope can only be determined once the deferred designs by the integrator as well as programmer have been identified.*
23. E620
- a. *Notes 1 through 4 by HSQ or others.*
 - b. *Pricing includes only the circuits shown within the "Conduit and Conductor Schedule" on E525 and "Communications Conduit Schedule" on E605 through 606. Support required by VECA for Final PLC scope can only be determined once the deferred designs by the integrator as well as programmer have been identified.*
24. E621
- a. *Pricing assumes enclosure is stainless steel as it remains in the Final configuration.*
25. E622
- a. *Pricing assumes enclosures are stainless steel or units will be placed in stainless steel enclosures as they remain in the final configuration.*
 - b. *Interior for FCS Interface Terminal Cabinet to be provided by HSQ or others.*
26. E623

- a. *Pricing assumes that only the interim FCS rack needs the power schema per Detail 2. All other racks will be provided with power strips connected in accordance with the circuits dictated by the "Communications Conduit Schedule" on E605 – E606.*
 - b. *Pricing assumes installation of FBO empty racks by VECA; equipment to be provided and installed by HSQ or others.*
 - c. *Support required by VECA for rack mounted equipment and wiring can only be determined once the deferred designs by the integrator as well as programmer have been identified.*
27. E630
- a. *Access Control Riser Final – Pricing assumes only the conductors and raceways from field devices to TPSS PLC. Remaining work by others.*
28. E631
- a. *PA / VMS functionality will be provided via the interim FACP and horn strobes.*
29. E632
- a. *Pricing assumes that existing ST CCTV rack equipment "DDA-01" can be re-used and relocated to interim CCTV rack.*
 - b. *Pricing assumes that head-end re-programming or re-configuring to account for disconnected cameras will be by others.*
30. E636
- a. *Pricing assumes network switches will be provided by others. Patching from interim FPP to switches is included.*
 - b. *Support required by VECA for the Network scope (other than fiber) can only be determined once the deferred designs by the integrator as well as programmer have been identified.*
 - c. *Pricing assumes PLCs / RIOs / Switches and programming will be by HSQ or others.*
31. E637
- a. *Pricing assumes that hardware and firmware upgrades to existing FACPs will not be required to incorporate the Interim FACP into the network as shown.*
32. E640
- a. *Pricing assumes:*
 - i. *Where possible install new raceways, wiring, and devices to replicate the interim design.*
 - ii. *Devices that cannot be replicated will utilize the depicted Y-Block configuration.*
33. E656
- a. *"Notes" Note 9 – Pricing assumes relocation utilizing existing cabling and hardware not to exceed more than 60' from existing location.*
 - b. *"Notes" Note 10 – Pricing assumes relocation utilizing existing cabling and hardware not to exceed more than 60' from existing location.*
34. E659
- a. *Pricing assumes existing FAAP enclosure will be abandoned in place and removed as part of the WSCC demo.*
35. E660
- a. *Pricing assumes that the Interim Communications Enclosure itself does not have to be fire rated or require any special third party certifications.*
 - b. *Pricing assumes that the HVAC unit will be a 3 Ton heat pump.*
 - c. *Pricing assumes that an 8'x20' shipping conex may be retrofitted into the Interim Communications Enclosure offsite.*
36. E661

- a. *Note 6 - Pricing assumes that the interface terminal cabinet interior is by HSQ or others. Control cable and terminations will be provided by VECA.*
- 37. E700 through E745
 - a. *These plans are for reference only and do not depict, infer, or require any specific scope of work.*
 - b. *As-built information is missing from sheets E739 through 742.*
- 38. E802
 - a. *VECA has cabling per Note 9 only.*
 - b. *Notes 10 through 12 by HSQ or others.*
- 39. E803
 - a. *VECA has cabling per Note 3.*
- 40. E804
 - a. *VECA has cabling per Note 3.*
 - b. *Note 4 by HSQ or others.*
- 41. E805
 - a. *VECA has the work associated with Note 9.*
 - b. *Notes 1 through 8 and 10 by HSQ or others.*
- 42. E806
 - a. *Work depicted by this sheet by HSQ or others.*
- 43. E807
 - a. *Work depicted by this sheet by HSQ or others.*
- 44. E808
 - a. *Reference notes for E802, E803, E804, and E805.*
 - b. *All other work depicted by HSQ or others.*
- 45. E809
 - a. *Work depicted by this sheet by HSQ or others.*
- 46. E810
 - a. *VECA has the work associated with Note 2.*
 - b. *Note 1 by HSQ or others.*
- 47. E811
 - a. *Pricing assumes removal of existing BDA equipment.*
- 48. E812
 - a. *VECA has the work associated with Notes 11 through 13.*
- 49. E813
 - a. *Work depicted by this sheet by HSQ or others.*
- 50. E814 Through E817
 - a. *These plans are for reference only and do not depict, infer, or require any specific scope of work.*

Project Specifications – Specific Clarifications

Note: This section supplements "Project Plans – Specific Clarifications"

1. 011100 SUMMARY OF WORK
 - a. *Pricing includes programming, testing, start-up, and commissioning of VECA installed / provided scopes.*
2. 013233 CONSTRUCTION PHOTOGRAPHS
 - a. *VECA to provide preconstruction site video in lieu of photographs.*
 - b. *Pricing assumes that weekly photos provided by others.*
3. 014500 QUALITY CONTROL
 - a. *Pricing assumes laboratory testing by others.*

4. 015600 TEMPORARY BARRIERS AND ENCLOSURES
 - a. VECA to remove trash to GC dumpster onsite.
 - b. Fire watch protocol to be determined by KCM / ST and is not included. We have provided a unit price for fire watch under the "Pricing" section.
 - c. Pricing assumes no black-out dates as no specifics have been provided.
5. 019113 GENERAL COMMISSIONING REQUIREMENTS
 - a. Pricing includes commissioning of VECA installed / provided scopes.
6. 019500 SYSTEM TESTING REQUIREMENTS
 - a. Pricing includes system testing of VECA installed / provided scopes.
7. 250800 COMMISSIONING OF FIELD CONTROL SYSTEM
 - a. Pricing includes commissioning of VECA installed / provided scopes.
8. 251020 FIELD CONTROL SYSTEM
 - a. Pricing includes provisions for raceways, cabling, connections and terminations associated with the FCS (if shown on drawings) and as detailed Section 3.4 "Electrical Wiring and Connections". Additionally, reference "Project Plans – Specific Clarifications".
 - b. Additional support, raceways, wiring, connections, and devices required by VECA for the SCADA and FCS scopes can only be determined once the deferred designs by the integrator as well as programmer have been identified.
 - c. Pricing assumes that all electrical / communication circuits required for this scope of work are depicted on the "Conduit and Conductor Schedule" on E525 or "Communications Conduit Schedule" on E605 through 606.
9. 270500 COMMON WORK RESULTS FOR COMMUNICATIONS
 - a. Except for fiber, and fire alarm system, pricing includes only the circuits shown within the "Conduit and Conductor Schedule" on E525 as well as "Communications Conduit Schedule" on E605 through 606. Support required by VECA for the SCADA and FCS scopes can only be determined once the deferred designs by the integrator as well as programmer have been identified.
10. 271323 SYSTEMS OPTICAL FIBER CABLING
 - a. Pricing assumes VECA standard workmanship and material warranty (1 Year After Substantial Completion).
 - b. Draka fiber is currently unavailable. Pricing assumes using Corning or Commscope.
 - c. Samples of fiber optic cables are not available due to minimum order quantities.
11. 272129 NETWORK EQUIPMENT
 - a. Pricing assumes that this scope is by others.
12. 276002 TUNNEL RADIO SYSTEM
 - a. VECA will supply and install the coax cabling and AC power connections as shown.
 - b. Pricing assumes all scope not included above is by HSQ or others.
13. 276007 TUNNEL RADIO SYSTEM TESTING
 - a. Pricing assumes that this scope is by others.
14. 277500 OPERATIONS CONTROL CENTER REQUIREMENTS
 - a. Pricing assumes that this scope is by others.

General Exclusions

1. Permits (other than electrical and fire alarm), King County Metro fees & permits, Discharge Permit(s).
2. Engineering costs other than seismic.
3. Handling and/or removal of hazardous or contaminated materials.



4. Removal of obstructions or unforeseen conditions unless noted on drawings.
5. VECA has included coordination with King County, Century Link, City of Seattle, SCL and Sound Transit. Any utility or governmental fees associated with this project are not included in this proposal.
6. BIM modeling.
7. ST alternative backup/emergency power.
8. Sheet E640 - King County wireless for remote monitoring of the Final FACP.
9. Removal of existing CPS generator. Disconnection and make-safe for CPS generator is included.
10. Structural Engineer review prior to coring will be by owner.
11. Flagging for busses within the tunnel will be by KCM.
12. Factory acceptance testing.

Pricing

Pricing per Current Design	\$ 4,767,239.00
Sales Tax Associated With Tunnel Work @ 10.1%	\$ 30,256.45
Less Previously issued - Investigation	\$549,386
Less Previously issued - Fire Alarm Precon	\$ 40,770
New Total w/o tax	<u>\$4,207,340</u>

If you have any questions, please feel free to contact me.

Sincerely,

On behalf of VECA Electric Co., Inc.
 Rustin D McIntyre
 Sr. Project Manager
 206-450-2485 Direct



June 1, 2017

ATTN: Rustin McIntyre

RE: Convention Place Station Infrastructure Project

Pricing

Thank you for the opportunity to participate in the above referenced project. The following is our proposal for the CPS Infrastructure Project

Installation Total \$575,926.00

Bid Basis

This proposal is based on the following documentation and as indicated in the scope of work below.

- Email request from Rustin McIntyre
- E drawings dated 5/1/2017

All work will be performed during normal working hours

This proposal is valid for 60 days from 5/30/17

Terms are NET30

Scope of Work

Project Management

VECA will provide Project Management including:

- PM with RCDD certification
- Coordination with the General Contractor and Electrical Contractor

Pre-Interim Phase Fiber Optic Cabling

- (3) New 24 strand SM cable and terminate at network enclosure, PSST and WLS
- (1) 24 strand from WLS to PSST, (1) 24 strand from PSST to TCC, (1) 24 strand from WLS to TCC
- (1) 12 strand SM cable from KCM pullbox to NNE
- (1) 12 strand SM fiber from KCM pullbox to vault on 9th AVE with a 100' and 150' coils, termination by others
- (1) 24 strand SM fiber from PB-1009SB to NNE
- (1) 24 strand SM fiber from PB-1009NB to NNE
- (1) 12 strand SM fiber from NNE to C02-E TEL-01
- (1) 12 strand SM fiber from NNE to C02-E TEL-02
- Reroute and splice 144 strand SM tunnel backbone cable
- Provide and install (1) 1 5/8" coax for radio, terminations and testing by others
- Provide and install necessary fiber optic termination hardware

Interim Phase

- Re-locate and patch ETEL fiber cable
- New fiber cables for ETEL will be 12 strand SM
- New 12 strand SM to new splice box
- Provide and install 1" inner duct
- Provide and install necessary fiber optic termination hardware where applicable
- Provide and install fiber patch cords as required to support network migration. Fiber patch cords to be routed in flexible split inner duct



Final Phase

- Relocate 8 strand or 12 strand SM ETEL fiber optic cable
- Provide and install necessary fiber optic termination hardware

Interim Communications Building

- (10) APC vertical metered power strips
- Mono Systems Overhead cable tray
- (1) CPI TGB
- Ground cable tray to TGB

Site Investigation

- Investigate current fiber terminations and patching
- Create an existing fiber patch matrix
- Identify any hazards or concerns prior to execution
- Create Interim fiber patch matrix
- Coordinate any shut downs and identify potential risk
- Create final patch matrix

Existing Fiber Optic Cables

- Pull back and reroute existing 144 and 8 strand fiber optic cables per contract documents
- Splice and or extend existing fiber optic cables

Misc. Consumable Items

Provide the following for the project installation

- City of Seattle Low Voltage cabling permit
- Misc. budget for consumable material (i.e. tape, Velcro, string, etc.)

Clarifications

1. Fiber optic cables to be Corning LSZH
2. Communications pathway is assumed to be in conduit and all pathway is to be provided by others
3. All fiber optic patch cords, bulk heads, connectors, FPP and termination materials shall be providing to accomplish scope of work defined
4. Regarding Specification 271323, 1.5.A & B – VECA Technologies is unable to fulfill all the requirements listed under Quality Assurance (Qualified Fiber Installation and Testing Personnel). Specifically, Section A #2 – VECA does not currently have a Tier 2 Certification for AT&T, Verizon or Sprint and Section - VECA does not currently have a field technician with 15 years of verifiable fiber experience. VECA can provide verification of 12 years field experience with our Sr. Fiber Optic Foreman.

Exclusions

The following items are not included in our proposal:

1. Cost of Bond
2. Category cable procurement and installation
3. Installation of cabinets with equipment pre-installed
4. Installation of owner provided equipment
5. Active components
 - a. Network equipment
 - b. AV Equipment
 - c. Telecommunication Equipment
 - d. Servers & accessories
 - e. Temporary Services
 - f. UPS and battery
6. Electrical scope of work



- a. Electrical outlets
 - b. Conduits, mud rings, junction boxes and flexible tubing
 - c. Poke-thru devices, Hilti speed sleeves, conduit waterfalls and misc. pathway accessories
 - d. Power distribution units and power strips
 - e. Power supplies
 - f. Extending telecommunication ground system to building ground support systems
7. Core holes and X-ray services
 8. Wireless Access Points
 9. Audio Visual Scope of Work
 - a. LCD Televisions, monitors and accessories
 - b. AV cabling (Coax, VGA, HDMI, speakers & etc.)
 10. Procurement of copper patch cords
 11. Access control and security scopes of work (cameras, card readers, etc.)
 12. Any make-ready work for the customer provided materials & equipment
 13. Code updates or replacement of defective equipment associated with existing systems.
 14. Patching or painting because of installation or excessive demolition activities
 15. Unforeseen or hidden conditions
 16. Contract retention and/or retainage
 17. Any construction activities not clearly defined in our scope of work
 - 18. Washington State Sales Tax**

We wish to thank you again for the opportunity to participate in this proposal. If you have any questions, please feel free to contact me.

Sincerely,

Brian Burchill

Structured Cabling Project Manager
(206) 316-0792
Brian.Burchill@veca.com
VECA Electric & Technologies

If this proposal including the Exclusions and Clarifications are acceptable, please sign and date on the space indicated below. Upon acceptance of this proposal, VECA Electric & Technologies will proceed with the above referenced work and shall provide a Certificate of Insurance according to the attached Insurance Requirements.

Accepted By (Company Name): _____

Signature (Authorized Representative): _____

Name/Title (Authorized Representative): _____

Date: _____



Convergent Technologies LLC
450 Shattuck Ave. S.
Renton, Washington 98057
Phone (425) 272-2250
Fax (425) 251-0949
www.convergent.com

FIRE ALARM QUOTATION / PROPOSAL REV B

Date:	5/31/2017	Quotation #:	MS03051759C
To:	VECA Electric & Technologies	Phone #	206.696.7453
Attn:	Rustin McIntyre	Email:	rustin.mcintyre@veca.com
From:	Mike Schepke Sales Engineer mike.schepke@convergent.com 425.890.5574	Project:	CPS FACP Relocation Rev B

We are pleased to provide this proposal for your consideration. All equipment is warranted for ONE (1) year unless otherwise specified, against all defects in material and workmanship. This quotation is firm for SIXTY (60) days and price is based upon delivery of equipment within THREE (3) months. Convergent Technologies terms are ~~net 30 based~~ on monthly progress billings unless specified otherwise.

PER CONTRACT

Scope of Work

Fire Alarm Detection and Notification System Revisions

Revision B Changes 5-31-17

1. Updated labor and material assumptions following coordination meeting with VECA & KC Metro.
2. Clarified deliverables for each phase.
3. Two separate permits and acceptance tests conducted with Seattle Fire Department.

Revision A Changes

1. Added five (5) smoke detectors, one (1) rate of rise/fixed temperature heat detector, one (1) remote annunciator, and one (1) Kidde panel to materials.
2. Added six (6) weeks of site review support. Labor assumes shift work 9pm to 4am.
3. Added breakout line item for design support.
4. Added line item for additional site support labor (as needed).

Convergent Technologies has prepared this budgetary proposal to design, furnish, coordinate, and commission a fire alarm control panel relocation for the above referenced project. This proposal is prepared per our interpretation of the project requirements as described in project bid documents and experience gained in successfully delivering Sound Transit FA projects.

The system proposed is an EST 3 analog addressable network manufactured by Edwards Systems Technology (EST), the Sound Transit required fire alarm network product. This system proposal is prepared with the following basic scope and clarifications:

1. Two phase installation project to provide two (2) new fire alarm control panels (FACP) configured as existing FACP per existing CPS FACP. Total of six (6) after hours visits for cutover of panels.
2. Interim FACP to be installed and programmed in advance of cutover from existing.
3. Permanent EST3 FACP to be installed in final location to serve facility post construction.
4. ~~System includes monitoring of clean agent suppression system (alarm/trouble/supervisory) -- no suppression -- release functions included within new EST3.~~ NOT REQUIRED

Precon & Design Phase

This phase includes our field reconnaissance, confirmation of the current device location and circuiting, to validate and supplement the current as-built FA drawings. This information will become the source documents to prepare our construction design plans and submittal drawing set for Seattle Fire Department plan review.

Pre-Con Phase assumptions and deliverables:

1. Existing FA system as-built drawings provided to Convergent in CAD format. IF AVAILABLE
2. Three weeks of project manager and specialist support labor for capturing all existing system details.
3. Single submittal set of drawings to be prepared by Convergent.
4. One week of programming revisions to prepare interim FACP and to remove device references to field equipment not planned for continued use in the interim phase.

Interim Panel Phase

Fire alarm infrastructure currently located in the CPS Station site re-created to maintain system functionality during WSCC construction and allow the existing FACP to be removed.

1. New field devices and control equipment will be provided.
2. Submit for FA permit, plan review, and acceptance testing with KC & Seattle Fire Department.
3. New Kidde Thermistor Control Panel provided.
4. Update FireWorks workstations at OMF, LCC, and PDHQ

Final Panel Phase

New replacement FACP in the final configuration to serve fire alarm functions of the cut and cover section of the DSTT. Interim panel to be removed following Final Panel installation and testing.

1. New field devices and control equipment will be provided for the Final Panel Phase.
2. Submit for FA permit, plan review, and acceptance testing with KC & Seattle Fire Department.
3. New Kidde Thermistor Control Panel provided.
4. Update FireWorks workstations at OMF, LCC, and PDHQ

Closeout Phase

As-built documentation, end-user training, and final test records prepared and delivered to VECA Electric.

Performance Matrix

The following checklist is intended to describe the major performance items being provided by Convergent Technologies for this project. This checklist is not intended to be a comprehensive list of all performance items.

YES	NO	PERFORMANCE ITEM	YES	NO	PERFORMANCE ITEM
<input checked="" type="checkbox"/>	<input type="checkbox"/>	Material (listed in the BOM)	<input type="checkbox"/>	<input checked="" type="checkbox"/>	Wire
<input checked="" type="checkbox"/>	<input type="checkbox"/>	Freight (prepaid)	<input type="checkbox"/>	<input checked="" type="checkbox"/>	Installation of Wire
<input type="checkbox"/>	<input checked="" type="checkbox"/>	Applicable Taxes	<input type="checkbox"/>	<input checked="" type="checkbox"/>	Installation of Conduit, Boxes and Fittings
<input checked="" type="checkbox"/>	<input type="checkbox"/>	FA Permit and Plan Review Fees	<input type="checkbox"/>	<input checked="" type="checkbox"/>	Installation of Bridal Rings
<input type="checkbox"/>	<input checked="" type="checkbox"/>	Electrical Installation Permit	<input type="checkbox"/>	<input checked="" type="checkbox"/>	Mounting / Termination of Proposed Devices
<input checked="" type="checkbox"/>	<input type="checkbox"/>	System Engineering	<input type="checkbox"/>	<input checked="" type="checkbox"/>	Terminal Cabinets
<input checked="" type="checkbox"/>	<input type="checkbox"/>	Drawings	<input type="checkbox"/>	<input checked="" type="checkbox"/>	Installation of Terminal Cabinets
<input checked="" type="checkbox"/>	<input type="checkbox"/>	System Programming	<input type="checkbox"/>	<input checked="" type="checkbox"/>	Specialty Backboxes
<input checked="" type="checkbox"/>	<input type="checkbox"/>	Testing of all Proposed Devices	<input type="checkbox"/>	<input checked="" type="checkbox"/>	Installation of Specialty Backboxes
<input checked="" type="checkbox"/>	<input type="checkbox"/>	One Year Warranty on Parts	<input type="checkbox"/>	<input checked="" type="checkbox"/>	Installation of Control Equipment Enclosures
<input checked="" type="checkbox"/>	<input type="checkbox"/>	One Year Warranty on Labor	<input checked="" type="checkbox"/>	<input type="checkbox"/>	Termination of Control Equipment Enclosures
<input checked="" type="checkbox"/>	<input checked="" type="checkbox"/>	Owner Training REQUIRED	<input type="checkbox"/>	<input checked="" type="checkbox"/>	Patch and Paint
<input checked="" type="checkbox"/>	<input type="checkbox"/>	Record (as-built) Documentation	<input type="checkbox"/>	<input checked="" type="checkbox"/>	Firestopping (excluding existing penetrations)
<input checked="" type="checkbox"/>	<input type="checkbox"/>	O&M Manuals	<input type="checkbox"/>	<input checked="" type="checkbox"/>	120VAC Power and Fused Disconnect Switch
<input checked="" type="checkbox"/>	<input type="checkbox"/>	System Meets Plans / Drawings	<input type="checkbox"/>	<input checked="" type="checkbox"/>	Correction of Wiring Faults Caused by Others
<input type="checkbox"/>	<input checked="" type="checkbox"/>	System is Design-Build	<input checked="" type="checkbox"/>	<input checked="" type="checkbox"/>	Fire Watch UNIT PRICE PROVIDED

Bill of Material

The following bill of materials is intended to describe the scope of work / equipment provided by Convergent Technologies for this project by identifying major device and panel quantities. This bill of material is not intended to be a comprehensive list of all fire alarm system parts, components or accessories.



Line#	Quantity	Part Number	Description	Manufacturer
1	2.00	3-CPU3	Central Processor Unit	EST
2	2.00	3-RS485B	Network Comm Card	EST
3	2.00	3-SDC1	Signature Driver Expansion Module	EST
4	2.00	3-LCD	Liquid Crystal Display	EST
5	2.00	3-12/S1RY	Switch LED Module 12/24	EST
6	2.00	3-PPS/M	Primary Power Supply	EST
7	2.00	3-SAC	Security/Access Control Module, Class A	EST
8	2.00	3-CHAS7	Chassis Assembly	EST
9	8.00	12V17A	18 AH Battery	EST
10	2.00	3-FP	Filler Plate for LRM Door	EST
11	2.00	3-BATS	3-RCC Cabinet Battery Shelf	EST
12	2.00	3-XFP	3-CAB Chassis Filler Plate	EST
13	2.00	3-CAB21B	Backbox, 3 Chassis Space	EST
14	2.00	3-CAB21DR	CAB21B Door - Red	EST
15	2.00	3-CAB14B	Backbox, 2 Chassis Space	EST
16	2.00	3-CAB14DR	CAB14B Door - Red	EST
17	2.00	3-FIBMB2	Fiber Communications Interface	EST
18	4.00	SIGA-CC1	Single Riser Output Module	EST
19	4.00	SIGA-CT1	Single Input Module	EST
20	14.00	SIGA-CT2	Dual Input Module	EST
21	16.00	SIGA-MCT2	SIGA-CT2 for UIO	EST
22	4.00	SIGA-CR	Control Relay	EST
23	16.00	SIGA-MCR	SIGA-CR for UIO	EST
24	6.00	SIGA-UIO6	UIO Motherboard 6-Position	EST
25	4.00	MFC-A	Multifunction Fire Cabinet	EST
26	8.00	MR101/C	SPDT Relay /w LED & Metal Enclosure	EST
27	28.00	SIGA-PS	Photo Smoke Detector	EST
28	29.00	SIGA-SB4	Standard Base w/ Trim Skirt	EST
29	2.00	BPS6A	6.5 Amp Booster Power Supply	EST

30	4.00	12V6A5	7.2 AH Battery	EST
31	1.00	SIGA-SD	SuperDuct Detector	EST
32	1.00	SD-T120	SuperDuct, Air Sample Tube, 120 in.	EST
33	1.00	SIGA-LED	Detector Remote Lamp	EST
34	1.00	SIGA2-HRS	FT/ROR Heat Detector, 2nd Gen	EST
35	2.00		Interim panel	KIDDE-Edwards
36	1.00	3-LCDANN	Remote LCD Annunciator Complete	EST
37	2.00	MN-COM1S	TCP/IP to RS232 Interface Module	EST
38	2.00	MN-FNS4C2F3	Ethernet Switch (RJ45), 4 Port, 24 VDC	EST
39	2.00	MN-FNSFEDSM10 K	Single Mode Fiber Module, FE, 0m to 10km, 1310nm	EST
40	1.00	6ANN/B-S	Backbox, Surface for 3-6ANN	EST
41	2.00	3-MODCOM	Modem Communicator	EST
42	4.00	757-8A-T	Horn/Strobe 110cd, Red, WP	EST

Bid Qualification

This proposal is based upon the information provided to Convergent Technologies. Please carefully review this "Bid Qualification" section and verify any additional services and/or equipment related to this proposal and the provision of a complete and operating system.

Documentation Available to Convergent Technologies

Spec Section:	283100	Section Name:	Fire Detection and Alarm
Drawing Date:	5-1-17	Drawing Sheets:	FA and interconnection diagrams
Addendums:	None	Schedule:	2017 construction start, two phases
Other/General:	None		

Clarifications and Alternates

- Electronic ACAD files shall be provided to Convergent for use in creating submittal drawings at no additional cost. IF AVAILABLE
- New equipment limited to Edwards System Technologies (EST) EST3 addressable fire alarm system panels, engineering, programming, startup and testing as defined in the scope of work.
- Proposal is provided in accordance with the attached Terms & Conditions. Project specific Terms & Conditions are subject to mutually agreeable negotiations.
- Battery backup based upon emergency generator power connected to FA controls. 4 hours of battery backup, 5 minutes of alarm signals.
- Remote annunciator to remain in use. Interim remote annunciator included. ONLY NETWORK
- Electrical contractor to ensure all wiring to be configured in Class A (full loop) wiring style. IS CLASS A
- Acceptance testing to be conducted as a two separate functional tests for each phase; first test with King County & Sound Transit personnel, second with Seattle Fire Department inspector. Failures due to other connected systems (elevator, BMS, suppression, etc.) may result in additional labor charges for retesting or delays outside the direct control of Convergent Technologies.
- Electrical contractor to provide evidence of fiber and wiring testing in advance of cutover.
- Convergent panel programming based upon existing system program (SDU) METRO510 V03.72.01.
- Network sync troubles may appear during simultaneous operation of new panel while existing panel remains connected.
- AES IntelliNet radio dialer to be provided, installed, and permitted by others.
- Factory acceptance testing not included.
- Fire watch labor rate assumes use of guard service staff, not King County or Sound Transit personnel. PROPOSAL ASSUMES THAT FIRE WATCH STAFF DOES NOT NEED TO BE KCM OR ST STAFF.

Exclusions

1. Provision or installation of conduit, wire, boxes, fittings or other electrical installation materials unless specifically listed under Inclusions or Bill of Materials.
2. Electrical installation and NEMA rated UL listed enclosures.
3. Provision and/or installation of fire/smoke dampers, smoke dampers, fire dampers, door holders, door hardware, elevator shunt trip, fire sprinkler systems, sprinkler monitoring switches and/or pre-action systems.
4. Provision or installation of telephone lines for monitoring of the fire alarm system.
5. Sales Tax.
6. Remote monitoring account.
7. Testing and interfaces of adjacent fire alarm systems.

Project Price

CPS FACP Relocation Rev B

CONVERGINT TECHNOLOGIES TOTAL PROJECT PRICE: \$308,137.32

Design (included in total above, in process)	\$36,240.00
8 hours' technical site support (9pm-4am) as needed	\$1,152.00
Dedicated Fire Watch (per day) as needed	\$838.00

Thank you for considering our proposal. If you have any questions or would like additional information, please don't hesitate to contact me immediately. If you would like us to proceed with the scope of work as outlined in this proposal, please sign below and email to mike.schepcke@convergint.com

Sincerely,



Mike Schepcke
Sales Engineer

By signing below, I accept this proposal and agree to the Terms and Conditions V1.07 dated March 2014 contained herein.

CUSTOMER NAME

DATE

AUTHORIZED SIGNATURE

PRINTED NAME / TITLE

Throughout this Installation Proposal, the term, "Convergent" refers to the Convergent Technologies LLC or "Convergent Technologies LTD".

SECTION 1. THE WORK

This Installation Proposal takes precedence over and supersedes any and all prior proposals, correspondence, and oral agreements or representations relating to the work set forth in the attached scope of work ("Work"). This Installation Proposal commences on the Start Date as specified in the attached scope of work, and represents the entire agreement between Convergent and Customer (the "Agreement") and it may only be amended by a written document signed by both Convergent and Customer. In the event any provision of this Agreement is held to be invalid or unenforceable, the remaining provisions of this Agreement shall remain in full force.

Convergent agrees in accordance with the mutually agreed project schedule:

- To submit shop drawings, product data, samples and similar submittals if required in performing the Work;
- To pay for all labor, materials, equipment, tools, supervision, programming, testing, startup and documentation required to perform the Work in accordance with the Agreement;
- Secure and pay for permits and governmental fees, licenses and inspections necessary for proper execution and completion of the Work; and
- Hire subcontractors and order material to perform part of the Work, if necessary, while remaining responsible for the completion of the Work.

Customer agrees in accordance with the mutually agreed project schedule, and at no cost to Convergent:

- To promptly approve submittals provided by Convergent;
- To provide access to all areas of the facility which are necessary to complete the Work;
- To supply suitable electrical service as required by Convergent; and
- That in the event of any emergency or systems failure, reasonable safety precautions will be taken by Customer to protect life and property during the period of time from when Convergent is first notified of the emergency or failure and until such time that Convergent notifies the Customer that the systems are operational or that the emergency has cleared.

SECTION 2. PRICING

Pricing and amounts proposed shall remain valid for 30 days unless otherwise specified. Price includes only the material listed based on Convergent's interpretation of plans and specifications unless noted otherwise. Additional equipment, unless negotiated prior to order placement, will be billed accordingly. Sales taxes, (and in Canada GST/PST) and any other taxes assessed on Customer shall be added to the price upon invoice to Customer.

SECTION 3. INVOICE REMITTANCE AND PAYMENT

Customer agrees to pay Convergent fifteen (15%) percent of the total price as a mobilization fee at the time of executing this Agreement.

If the Work is performed over more than a month, Convergent will invoice Customer each month for the Work performed during the previous month. Customer agrees to pay the amount due to Convergent as invoiced, within thirty (30) days of the date of such invoice. If the Work is completed in less than one month, Customer agrees to pay Convergent in full after the Work has been performed within thirty (30) days of the date of being invoiced. Invoices shall not include or be subject to a project retention percentage. If Customer is overdue in any payment to Convergent, Convergent shall be entitled to suspend the Work until paid, and charge Customer an interest rate 1 and 1/2% percent per month, (or the maximum rate permitted by law), and may avail itself of any other legal or equitable remedy. Customer shall reimburse Convergent costs incurred in collecting any amounts that become overdue, including attorney fees, court costs and any other reasonable expenditure.

SECTION 4. WARRANTY

Convergent provides the following warranty to the Customer:

For the period of one (1) year, commencing at the earlier of substantial completion of the Work, or first beneficial use, ("Warranty Period"):

- That Work performed under this Agreement will be of good quality;
- That all equipment will be new unless otherwise required or permitted by this Agreement;
- That the Work will be free from defects not inherent in the quality required or permitted; and
- That the Work will conform to the requirements of this Agreement.

The Customer's sole remedy for any breach of this warranty is that Convergent shall remove, replace and/or repair at its own expense any defective or improper Work, discovered within the Warranty Period, provided Convergent is notified in writing of any defect within the Warranty Period.

Any equipment or products installed by Convergent in the course of performing the Work hereunder shall only carry such warranty as is provided by the manufacturer thereof, which Convergent hereby assigns to Customer without recourse to Convergent. Upon request of Customer, Convergent will use all reasonable efforts to assist Customer in enforcing any such third party warranties. This warranty excludes remedy for damage or defect caused by abuse, modifications not executed by Convergent, improper or insufficient maintenance, improper operation, or normal wear and tear under normal usage. NO FURTHER WARRANTIES OR GUARANTIES, EXPRESS OR IMPLIED, ARE MADE WITH RESPECT TO ANY GOODS OR SERVICES PROVIDED UNDER THIS AGREEMENT, AND ANY IMPLIED WARRANTIES OF MERCHANTABILITY OR FITNESS FOR A PARTICULAR PURPOSE ARE EXPRESSLY DISCLAIMED.

SECTION 5. CHANGES

Without invalidating this Agreement or any bond given hereunder, Customer or Convergent may request changes in the Work. Any changes to the Work and any adjustment to the Agreement Price or the time for completion of the Work shall be in writing signed by both Customer and Convergent. If Customer orders any additional work or causes any material interference with Convergent's performance of the Work, Convergent shall be entitled to an equitable adjustment in the time for performance and in the Agreement Price, including a reasonable allowance for overhead and profit.

SECTION 6. FORCE MAJEURE

Neither Customer nor Convergent shall be responsible or liable for, shall incur expense for, or be deemed to be in breach of this Agreement because of any delay in the performance of their respective obligations pursuant to this Agreement due solely to circumstances beyond their reasonable control ("Force Majeure") and without the fault or negligence of the party experiencing such delay, provided that the party experiencing the delay shall promptly give written notification to the other party within five (5) days after such party has learned of the Force Majeure. A Force Majeure event shall include, but not be limited to: accident, fire, storm, water, flooding, negligence, vandalism, power failure, installation of incompatible equipment, improper operating procedures, source current fluctuations or

performance by either party is delayed due to Force Majeure, the time for that performance shall be extended for a period of time reasonably necessary to overcome the effect of the delay. Any Services required by Convergent due to reasons set forth in this Force Majeure Section shall be charged to Customer in addition to any amounts due under this Agreement.

SECTION 7. INSURANCE

Convergent shall have the following insurance coverage during the term of this Agreement, and shall provide certificates of insurance to the Customer prior to beginning work hereunder:

Worker's Compensation	Statutory Limits
Employer's Liability	\$1,000,000 per occurrence /aggregate
Commercial General Liability	\$1,000,000 per occurrence/aggregate \$2,000,000 general aggregate
Automobile Liability	\$1,000,000 per occurrence/aggregate
Excess/Umbrella Liability	\$4,000,000 per occurrence/aggregate

All insurance policies carried by Convergent hereunder shall be primary to and noncontributory with the insurance afforded to Customer, and shall name the Customer as "additional insured", with respect to liability arising out of work performed by Convergent, as applicable, but only to the extent of liabilities falling within the indemnity obligations of Convergent, pursuant to the terms of this Agreement. Convergent shall provide to the Customer no less than thirty (30) days notice prior to the termination or cancellation of any such insurance policy.

SECTION 8. INDEMNIFICATION

Convergent shall indemnify and hold Customer harmless from and against claims, damages, losses and expenses, (including, but not limited to, reasonable attorney's fees), attributable to bodily injury, sickness, disease or death, or to destruction of tangible property, but only to the extent caused by: a) the negligent or willful acts or omissions of Convergent or Convergent's employees or subcontractors while on Customer's site, or b) the malfunction of the equipment supplied by Convergent, or c) Convergent's breach of this Agreement.

IN NO EVENT SHALL EITHER CONVERGENT OR CUSTOMER BE LIABLE TO THE OTHER PARTY HERETO FOR SPECIAL, INDIRECT, INCIDENTAL OR CONSEQUENTIAL DAMAGES, INCLUDING COMMERCIAL LOSS, LOSS OF USE OR LOST PROFITS, EVEN IF THAT PARTY HAS BEEN ADVISED OF THE POSSIBILITY OF SUCH DAMAGES. IN NO EVENT WILL CONVERGENT BE LIABLE TO CUSTOMER FOR ANY AMOUNTS IN EXCESS OF THE AMOUNTS PAID BY CUSTOMER TO CONVERGENT.

It is understood and agreed by the parties hereto that Convergent is or may be providing monitoring and or intrusion products which are designed to provide notification of certain events but are not intended to be guarantees or insurers against any acts for which they are supposed to monitor or inform. As required by the monitoring and intrusion industry and the manufacturers thereof, Convergent's indemnification obligation pursuant to Section 8 herein, does not apply to the extent the loss indemnified against is caused by any monitoring or intrusion product or software provided by but not manufactured by Convergent. Convergent shall have no liability to Customer for any losses to the extent such losses are caused by the monitoring or intrusion product or software. Customer shall indemnify, defend, and hold harmless Convergent, from and against all claims, lawsuits, damages, losses and expenses by persons not a party to this Agreement, but only to the extent caused by such monitoring or intrusion product or software provided by but not manufactured by Convergent.

SECTION 9. COMPLIANCE WITH LAW, EEO & SAFETY

This Agreement shall be governed and construed in accordance with the laws of the state/province in which the Work is being performed. Convergent agrees to comply with all laws and regulations relating to or governing the Work. Convergent agrees to comply with all reporting requirements imposed by law or this Agreement. Convergent shall comply with all safety related laws and regulations and with the safety program of the Customer, provided such program is supplied to Convergent prior to beginning work.

In the event that Convergent discovers or suspects the presence of hazardous materials, or unsafe working conditions at Customer's facility where the Work is to be performed, Convergent is entitled to stop the Work at that facility if such hazardous materials, or unsafe working conditions were not provided by or caused by Convergent. Convergent in its sole discretion shall determine when it is "safe" to return to perform the Work at Customer's facility. Convergent shall have no responsibility for the discovery, presence, handling, removing or disposal of or exposure of persons to hazardous materials in any form at the Customer's facility. Customer shall indemnify and hold harmless Convergent from and against claims, damages, losses and expenses, including but not limited to, reasonable attorney's fees, arising out of or resulting from undisclosed hazardous materials, or unsafe working conditions at Customer's facility.

SECTION 10. DISPUTES

In the event of any dispute between Convergent and Customer, Convergent and Customer shall first attempt to resolve the dispute in the field, but if that is not successful, then in a meeting between authorized officers of each company. If settlement attempts are not successful, then the dispute shall be subject to and decided by mediation or arbitration. Such mediation or arbitration shall be conducted in accordance with the Construction Industry Mediation or Arbitration Rules of the American Arbitration Association currently in effect and shall be a final binding resolution of the issues presented between the parties.

SECTION 11. MISCELLANEOUS

Neither party to this Agreement shall assign this Agreement without the prior written consent of the other party hereto. Convergent may assign this Agreement to any of its parents, subsidiary or affiliated companies or any entity majority owned by Convergent.

Notices shall be in writing and addressed to the other party, in accordance with the names and addresses of the parties as shown above. All notices shall be effective upon receipt by the party to whom the notice was sent.

A waiver of the terms hereunder by one party to the other party shall not be effective unless in writing and signed by a person with authority to commit the Customer or Convergent and delivered to the non-waiving party according to the notice provision herein. No waiver by Customer or Convergent shall operate as a continuous waiver, unless the written waiver specifically states that it is a continuous waiver of the terms stated in that waiver.

The Sections regarding invoicing, warranty and indemnity shall survive the termination of this Agreement.



450 Shattuck Ave South, Renton, Washington 98057
Phone 425-272-2250 Mobile 425-220-1183
chris.jacobson@convergint.com



Project

Lenel Access Control – Tunnel

Revision 1

June 1, 2017

Contents

Pricing 4

Project Overview 4

Access Control 4

HID Reader Technology 5

Elevator Floor Control 5

Typical Sound Transit Door Detail Details 6

Typical Sound Transit Door Wiring Diagram 7

Typical Sound Transit Roll Up & Swing Gate Detail 8

Typical Sound Transit Swing Gate Wiring Detail 9

Typical Sound Transit Roll Up Door Wiring Detail 9

Typical Sound Transit Elevator Detail 10

Sound Transit Clarifications 10

System Configuration 11

Bill of Materials 12

Project Delivery 13

Customer Acceptance 16

June 1, 2017

VECA Electric
5614 7th Ave S
Seattle Washington, 98018

Quotation: CJ00051775C

Attention: Sandy Maus

Project Name: King County Metro Tunnel
Project Address:
Project City: Seattle
Project State/Zip: Washington,

Dear Sandy Maus,

Convergent Technologies is an industry-leading organization that designs, installs, and services integrated building systems including electronic security, fire alarm, and life safety systems. From day one, delivering value through unparalleled customer service and consistent operational excellence has been foundational at Convergent Technologies. Our promise, and our number one objective, is to be our customers' best service provider. In today's environment the issues you face are both challenging and complex. Convergent Technologies has a history of making a daily difference with clients by building trust and creating integrated solutions and services for the life of their facilities. Let Convergent make a difference for you.

On behalf of our thousands of global colleagues, I want to personally thank you for considering Convergent Technologies for this project and for providing us with the opportunity to present this proposal addressing your electronic security needs. We are confident that this proven solution is both comprehensive and customized to meet your needs today and in the years ahead.

The following security proposal is specifically designed to meet your needs. As your single point of contact, please feel free to contact me with any additional questions you may have. Thank you again for considering Convergent Technologies as your partner for your electronic security needs.

Pricing

The following is Convergent Technologies' pricing and scope of work proposal for the above referenced project.

Total Project Investment:

\$ 7,730.00

Project Overview

Convergent will provide the security components outline in this proposal. Convergent will provide all programming, testing, drawings and O&M manuals. The proposal is "smarts & parts" where Convergent will turn over all equipment to the EC for field installation. The parts provided are individually UL listed, but if Sound Transit requires complete UL listing this is not included in the proposal.

Access Control

Convergent will provide, program and commission a Lenel access control system which will tie into the Sound Transit Enterprise Lenel system.



The proposal assumes access controlled doors, where all the cabling by others homeruns to a single Lenel field door controller and Altronix door power supply. There is also a small power supply to provide power to the sounders located at the access controlled doors. All 120v power required at the door for the door power supply will be by the electrical contractor.

The Lenel door controller (LNL-2210) will be used (see detail below) to tie into the BMS system to report alarm conditions. This cabling required from Lenel to BMS will be done by the EC. The LNL-2210 IP controller will require a data connection from the Sound Transit IT closet to the field controller. Convergent will provide the power over Ethernet (PoE) switch and patch cables to provide connectivity.


Each access control door will receive a RP40 reader, door contact and Request to Exit and sounder. Each door where there is only a door contact, a sounder is to be installed and a separate power supply (PS-48) will be provided and installed by the EC. These devices are supplied and programmed by Convergent, installed in the field by the EC. Above the door will be an enclosure to house the LNL-2210 controller. This enclosure will be supplied and installed by the EC. The access controlled doors will also receive a sounder that will activate if the door is left ajar or used without a card reader. The alarm will reset after the door has been closed. Any roll-up door will also receive a sounder, and the door contact for this door (will need to field verify actual part number) will be assumed to have a floor mounted magnet and the other magnet on the bottom of the door.

Notations:

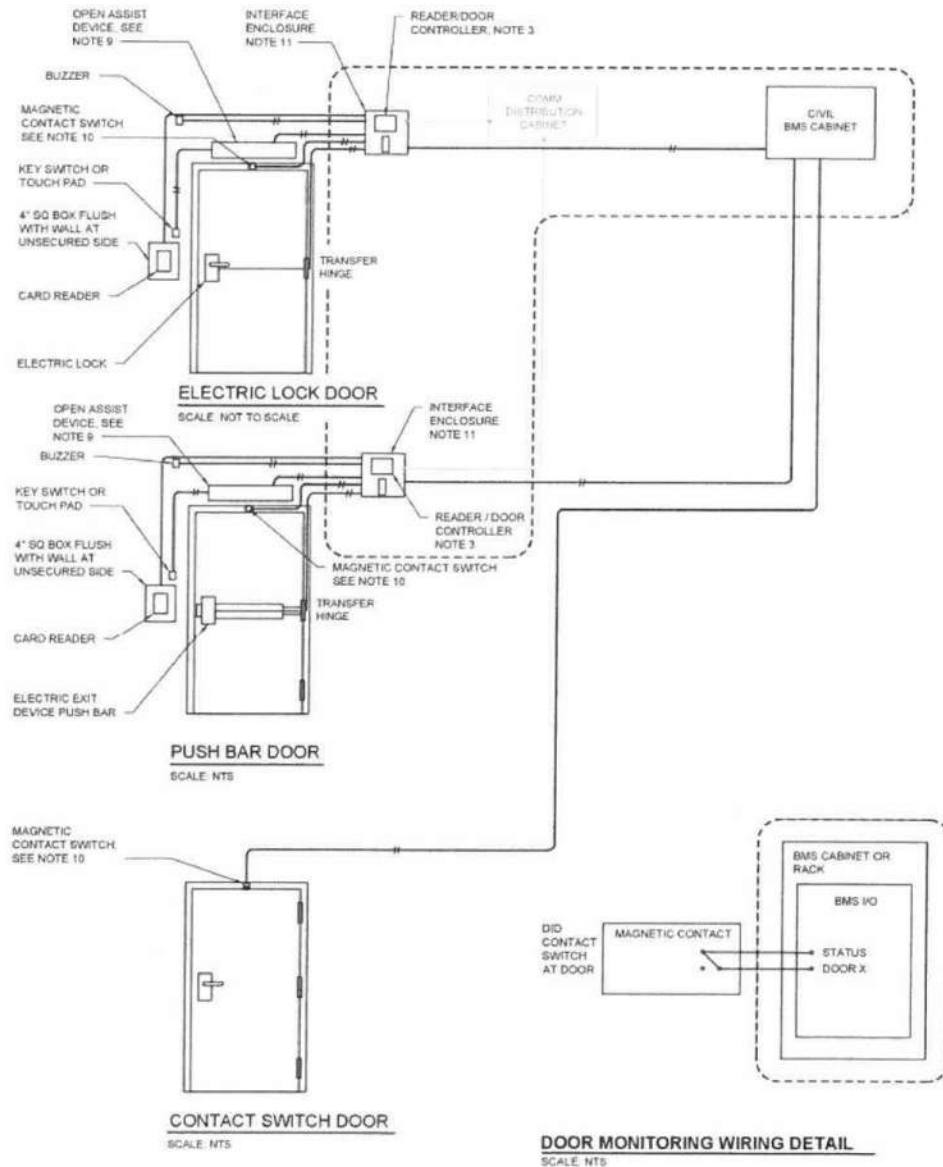
- (1) access controlled doors
- (0) Poe Switches by Convergent
- (0) 64 reader license software
- (0) rollup doors
- (0) elevator cabs
- (1) removal and programming configuration to support removed device note 3
- Assumes Lenel enterprise headend and communication pathway from the site is in place
- Assumes all programming will be by Convergent, with Sound Transit assistance
- Assumes all IP's will be provided by Sound Transit
- Assumes a rigid testing and commissioning plan is required by Sound Transit
- Assumes that all data cabling to the Lenel controller is by the EC
- Assumes the required door cabling from the local door power supply is by the EC
- Assumes all cabling from the Lenel to the BMS is by the EC
- Assumes locking door hardware/transfer hinge, handle, etc. is by the GC
- Assumes all field hardware (reader, door contact & REX) will be by the EC

HID Reader Technology

Reader (920NMNNEKMA001), iCLASS SE R40, w/ Blue-Tooth Module, Wiegand Controller Communications, 18 Inch Pigtail Hardware Connection, Version "E", Black Finish, Polycarbonate Housing, Wall Switch Size, Mounts To & Covers Single Gang Switch Boxes, Mobile Access Ready, "Tap" Or "Twist & Go" Configuration Settings, Read Range Up To 6.6 Foot, Advanced Multi-Layered Security Via Secure Identity Object (SIO) Module, SEOS Technology, LED Normally Red, Reader Beeps/Flashes LED Green On Card Read, Intelligent Power Management (IPM) Off, 5-16 VDC.



Typical Sound Transit Door Detail Details



Notations:

- Convergent to provide the reader, door contact, REX, buzzer and LNL-2210 at the door
- All wiring, door hardware, ADA interface, enclosure (note 11), transfer hinges are by others
- Power supplies provide by Convergent, installed and powered by others
- Key switch/touch pad by others

Notations:

- Latch position and door assist cabling are not a part of the Convergent scope. The electrical (or others) will provide the cabling to the BMS system. The BMS contractor will provide programming, testing and commissioning with Sound Transit.
- CAT6 cable from the TCN and Midspan to the Lenel controller is by others.
- Auxiliary DC power (note 5), Altronix power supplies are provided by Convergent to control the electric locks, this will not power the AUX DC power. This DC power and cabling to the LNL-2210 are by others.

Notations:

- Door operator switch is by others
- Magnetic lock and door opener is by others
- Enclosure for the LNL-2210 is by others
- Convergent will provide the door contact, reader and LNL-2210 controller

Sound Transit Clarifications

1. Any UL testing that maybe required by Sound Transit has been excluded from this proposal.
2. Each secure door shall have at least one junction box located on the secure side above each door, this is provided by the EC as part of the rough-in.
3. Any reader in an elevator cab will be done by the elevator company
4. When elevator floor control is utilized, the dedicated headend will require power and additional cable, this is to be done by others.
5. Programming of the existing Lenel will be done by Convergent
6. Testing of the system (verification of door alarms, signals) will require (2) technicians, one at the headend and the other in the field. This has been accounted for in the labor.
7. LNL-2210 is a Class 3 PoE power input 12.95W, compliant to IEEE 802.3af or 12Vdc +/-10% 900 mA maximum power supply. **Note:** for UL installations, POE powered devices shall not be used. Power for these devices must be provided by a UL 294 listed power limited source (12Vdc). This is power supply is included, but is not UL listed as a complete assembly, they are individually listed.
8. Install cabling from door controllers to distribution cabinets and interface terminal cabinets (ITC) where shown. Where applicable wire to terminal strip in ITC cabinet. Coordinate with BMS integrator for ACS terminations. This is by others.

System Configuration

Configure door controllers to communicate over the Ethernet network. Program and configure door controller to control doors equipment at each location. If electric lock is installed, unlock door electrically when:

- Valid card key is presented to card reader.
- Command from door controller host computer is received.
- Command from BMS is received.

Send Intrusion Alarm when

- Door is opened without card reader or remote unlock command by ACS or BMS (such as with a standard metal key)
- Door is held open for more than an adjustable time, nominally 30 seconds.
- Circuit from door controller to BMS is broken.

ACS System Software Application Configuration

- Provide experienced personnel expert and certified in Lenel access control system software. Proof of such experience on at least 5 similar projects shall be provided at least 30 days prior to the start of configuration.
- Provide software licenses for added devices plus 5 percent spare and configure existing Sound Transit ACS maintenance computers with new card readers and door controller locations.
- Configure existing ACS Lenel database with completed ACS Configuration Matrix.
- New ACS equipment shall have alarm event notification configuration programmed into existing Lenel ACS database, per existing Sound Transit Lenel database alarm notification requirements. Coordinate with Resident Engineer for ACS alarm notification requirements.

BMS Interface

- When BMS closes input contact to unlock all doors, activate electric locks to open doors.
- Close door status alarms output contacts when associated intrusion alarm is detected by the ACS
- Closure Time: Minimum 2 seconds.
- Open trouble output contact for warning or failure alarms detected by door controller.

Bill of Materials

Line	Qty	Part	Description
1		Conex Door	
2	1.00	LNL-2210	Intelligent Single Door Controller – PoE or 12 VDC @ 900mA, size (5.5" (140mm) W x 2.75" (70mm) L x 0.96" (24mm) H, (rechargeable battery) 6 MB standard cardholder flash memory, 50,000 of Event memory, maximum of one door, two readers (entry and exit reader ,OSDP Secure Channel encryption for one reader with OnGuard 7.2 and up, On-board PoE Ethernet, two inputs (supervised/unsupervised), two outputs (NO/NC), power fault input and cabinet tamper monitors. Reader power 12VDC@ 650mA max, RoHS, CE, and UL 294 certified.
3	1.00	920NMNNEK MA001	RDR, R40, ICLASS, SE E, LF OFF, HF STD/SIO/SEOS/MA, WIEG, PIG, BLK, LED RED, FLSH GRN, BZR ON, OPT TAMP, OPEN COLL, CSN 32-BIT LSB, EM4102 32-BIT, IPM OFF, MOBILE-READY
4	1.00	1078	3/4" recessed door contact
5	1.00	DS160	PIR REQUEST TO EXIT SENSOR WITH SOUNDER GRAY
6	1.00	PIEZO	Piezo 12VDC Sounder
7	1.00	AL300ULM	5 Output Power Supply/Charger w/Fire Alarm Disconnect - 12VDC or 24VDC @ 2.5 amp, PTC Class 2 power limited outputs, encl. 13.5"H x 13"W x 3.25"D., 115VAC input, UL Listed (UL294/UL603/UL1069/UL1481), MEA & CSFM Approved.
8	1.00	PW-PS1270	12V 7AMP BATTERY

Project Delivery

Project Delivery Process

Convergent defines the Project Delivery Process as promoting a partnership and alignment of each project with the customer's mission. Convergent organizations administer project tasks to meet approved goals, budgets and schedules.

The details of the process are plotted out in the following chart.



iCare Web-Based Work Order Management Portal

The Convergent iCare work order management portal integrates the benefits of the Internet with the reliability of professional customer service representatives to deliver a premier Web-based 24x7 work order management solution. iCare reports and tracks work orders as well as creates an invaluable and ever-expanding knowledge database. Reports are useful in evaluating all aspects of a work order as it proceeds from an initial service call to final issue resolution. Customer personnel will be able to enter, from a desktop computer, a service call request and continually track progress on a real-time basis. In addition, iCare has the ability to be a central repository of documentation such as design standards, installation standards, service standards, proposals, cut sheets, operations playbook, etc. This documentation will be accessible by authorized project team personnel and will help to ensure that standards are maintain throughout all of your locations. Lastly, the iCare customer service portal allows customers to track individual installation project activity, in real time, including the latest progress updates from the project team.

iCare

Clarifications and Exclusion

1. All work proposed herein, shall be performed **after** normal business hours 9PM TO 4 AM
2. Low voltage wiring shall be installed via open air code approved methods.
3. Provision or installation of conduit, wire, boxes, fittings or other electrical installation materials unless specifically listed under Inclusions or Bill of Materials.
4. Permits or associated fees are not included.
5. Customer to provide static IP addresses and network connections at panel locations.
6. Customer to provide a secured staging & storage area for project related materials.
7. Pricing assumes that electronic Auto CAD files are available from customer for our use in creating submittal drawings.
8. Twenty-Five percent (25%) of the proposed sell price shall be payable to Convergent Technologies for project mobilization. Mobilization shall be invoiced and due upon customer acceptance of this proposal.
9. Proposal does not include sales tax unless otherwise noted.
10. Anything in the Contract Documents notwithstanding, in no event shall either Contractor or Subcontractor be liable for special, indirect, incidental or consequential damages, including commercial loss, loss of use, or lost profits, even if either party has been advised of the possibility of such damages.
11. Convergent Technologies reserves the right to negotiate mutually acceptable contract terms and conditions with customer by making mutually agreeable changes to the formal contract included in the Bid Documents.
12. Excludes participation in any project specific insurance program/rebate.

Performance Items**Items Included**

Attend General Contractor Project Meetings	Attend Owner Project Meetings
Door wiring typical connections	Engineering and Drawings
Floor plan with device placement and numbering (requires customer CAD)	Material (listed in the BOM)
One-Year Warranty on Labor	One-Year Warranty on Parts
Owner to Provide Static IP Addresses	Panel Wall Elevation drawing (may require customer CAD)
Panel wiring point with to point connections	Project Management
Record Documentation (As-Built)	Riser drawing with home run wiring
Servers by Others	System Meets Plans/Drawings
System Programming	Testing of all Proposed Devices
Workstations by Others	

Items Excluded

120 VAC Power and Fused Disconnect Switch	120 VAC Power Receptacles
Additional Lighting Requirements for Cameras	Applicable Taxes
Authority having Jurisdiction permit drawing (requires customer CAD)	Cable
Ceiling Tiles and Ceiling Grid Repairs	Connection to Building Fire Alarm Panel
Correction of Wiring Faults Caused by Others	Electrical Installation Permit
Electrified Door Locking Hardware	Equipment rack layout drawing
FA Permit and Plan Review Fees	Fire Stopping (Excludes Existing Penetrations)
Fire Watch	Floor Coverings for Lifts
Freight (prepaid)	Horizontal Core Drilling
Installation of Bridal Rings	Installation of CCTV Cameras
Installation of Conduit, Boxes and Fittings	Installation of Control Equipment Enclosures
Installation of Control Panels	Installation of Intercom Systems
Installation of Intrusion Panels	Installation of Low Voltage Wire
Installation of Network Cabling to Card Readers	Installation of Network Cabling to IP Cameras
Installation of Network Cabling to IP Intercoms	Installation of Specialty Backboxes
Installation of Terminal Cabinets	Installation of Video Recorders (DVR/NVR)
Installation of Wire and Cable	Installation of Wire Hangars
Lifts	Loading Software on Customer Provided Computer
Low Voltage Permits	Mounting/Termination of Proposed Devices
On-Site Lockable Storage Facility	Operations & Maintenance Manuals
Owner Training	Patch and Paint
Payment & Performance Bonds	Servers by Convergent
Specialty Backboxes	Submittal Drawings
System Engineering	System is Design-Build
Terminal Cabinets	Termination of Control Equipment Enclosures
Vertical Core Drilling	Wire
Workstations by Convergent	

Customer Acceptance

Thank you for considering Convergent Technologies for your Security needs. If you have any questions or would like additional information, please don't hesitate to contact me immediately. If you would like to proceed with the scope of work as outlined in this proposal, please sign below and return to my attention.

Sincerely,



Convergent Technologies

By signing below, I accept this proposal and agree to the Terms and Conditions contained herein

Customer Name (Printed)

Date

Authorized Signature

Title



C3M Power Systems, LLC
1030 Hampton Park Boulevard
Capitol Heights, MD 20743

April 27, 2017

KK Clark
Clark/Lewis, A JV
901 Howell Street
Seattle, WA 98101

Project: Washington State Convention Center
Subject: C3M SCADA Proposal, Rev. 0, Dated April 27th, 2017

Dear KK,

C3M Power Systems LLC respectfully submits the following proposal for the above referenced project in the amount of:

\$1,249,000 (One Million Two Hundred Forty-Nine Thousand Dollars)

This proposal is based upon the following documents:

1. 100% Drawings dated April 7th, 2017
2. The following Sections of the 100% Specifications dated April 7th, 2017:
 - a. 251020 – Field Control System
 - b. 270500 – Common Work Results for Communications
 - c. 271116 – Communications Structure, Cabinets and Racks
 - d. 272129 – Network equipment
 - e. 276002 – Tunnel Radio System
 - f. 276007 – Tunnel Radio System Testing
 - g. 277500 – Operations Control Center Requirements
 - h. 280800 – Commissioning of Access Control System
 - i. 281301 – Commissioning of Fire Detection and Alarm System
 - j. 342290 – Systems Testing
3. VECA 90% Schedule

This proposal is based on the following scope:

1. Pricing is based on the 100% Drawings and Specifications provided on April 7th, 2017
2. Furnish Network Enclosure as detailed on drawing E621.
3. Furnish Interim FCS rack as detailed on Drawing E623
4. Furnish Interim Communication Rack as detailed on Drawing E623
5. Furnish Interim PA Rack as detailed on Drawing E623
6. Furnish Interim CCTV Rack as detailed on Drawing E-623
7. Furnishing New Access Control Equipment drawing E630.
8. Furnish New BDA & Rack as detailed on Drawing E806
9. SCADA Points List Modifications at LCSS as detailed on drawings E610 – E620
10. Provide a detailed cutover plan to minimize impact to ongoing operations
11. Engineer Support of cabling and terminations
12. Field Acceptance Testing

KK Clark
April 27, 2017
Page 2

13. The amount provided for SCADA System Modifications are an estimate at this time. We expect firm pricing from Rockwell Collins in the near future but do not expect this value to change.

This proposal excludes the following:

1. Furnish of the Interim Fire Alarm Control Panel
2. Modifications to and reprogramming of the Existing Fire Alarm Control Panel
3. Modifications to and reprogramming of the Existing Fireworks Panel
4. Commissioning of TPSS PLC SCADA Connections.
5. Relocation of Existing Guard Booth.
6. Modifications & Reprogramming of Existing Guard Booth.
7. Field Installation. Equipment to be furnished to Electrical Contractor for Installation
8. Wiring for Radio System. Material to be furnished & installed by the Electrical Contractor.
9. Factory Functional Testing. Factory Acceptance testing as indicated in the specifications will be provided.
10. Electrical support for field testing, to be provided by the electrical contractor.
11. Payment & Performance bonds are not included for our work. We have included a payment and performance bond for our subcontractor HSQ Technologies.

We look forward to meeting with you in the near future to review this proposal in detail and discuss any potential issues. We trust you will find this proposal acceptable and look forward to working with you on this project. If you have any questions, please contact me at 571-237-0345.

Sincerely,

C3M POWER SYSTEMS LLC



Kivins R. Beecher II
Senior Project Manager

Att:

cc: Mark Ketchel, Charles Tomasco

Writer's direct line: 240-716-7013

Writer's email address: kbeecher@c3mpowersystems.com

LMN Fee Proposal Rev 2

August 19, 2016

Matt Rosauer, Project Manager
Pine Street Group L.L.C.
1500 Fourth Avenue
Suite 600
Seattle, WA. 98101

Re: Metro Communications (CPS Infrastructure Re-location) Revised Sub-Consultant Proposals

Dear Matt:

Previously we have provided you with a scope and fee proposal for the work involved with providing the design services for the relocation of the communications infrastructure that is currently located within the CPS site. Since that proposal was transmitted, it has come to our attention that the scope as written in that proposal needs to be adjusted. The original scope and fee proposal was based on the work described in the King County Metro Work Order 07 (Convention Place Station Cut and Cover CPS Communications Relocation 30% Design) documents. These documents describe a scope that includes a new, pre-fab building to house the new/relocated communication equipment. These documents also state that the existing KC Metro guard shack at the entrance to the cut and cover tunnel would remain.

We now have direction from KC Metro and PSG that the guard shack and the infrastructure contained within will need to be re-located from the CPS site to be within the Cut and Cover Tunnel. We also have concluded after initial analysis that the equipment that was to be housed in the pre-fab communications building can be located in individual cabinets, negating the need for a separate structure.

The LMN design team assumes that there will be no additional detailed programming effort for the construction of the new or relocated guard shack itself, and that there will be no design effort for the guard shack structure other than that scope described within the engineering proposals contained within.

Provided herein is a revised scope and fee proposal that responds to the new direction described above.

LTK will still be providing overall project coordination and quality control oversight. LMN will also still be working with Scharrer AD as an architectural subconsultant.

The revised overall fees breakdown as follows:

LTK	\$ 146,236
Arup	\$ 3,500
Triunity	\$ 243,297
Hatfield and Dawson	\$ 64,050
MKA Civil	\$ 13,800
Total Consultants	\$470,883
6% Subconsultant markup (per contract)	\$28,253
Subconsultant Total	\$ 499, 136
 LMN	 \$ 33,866
 Team Total	 \$ 533,002

Note that A/E rates may be adjusted annually to reflect salary increases. Different personnel will have different dates of adjustment depending on employer. Extraordinary raises outside the typical annual adjustments will be subject to Owner's approval which will not be unreasonably withheld.

Revised schedule milestones include a 100% submittal in January of 2017 with Construction Administration running from February 2017 through December 2017.

Complete revised proposals for each consultant are attached.

Sincerely,



Chris Estman, AIA LEED AP
Project Director

Recommendation Accepted by:

Pine Street Group

Date

ATTACHMENT D
PROPOSAL FROM KPF CONSULTING ENGINEERS DATED OCTOBER 21, 2015

[See attached proposal]

Attachment D
Proposal from KPFF Consulting
Engineers Dated October 21, 2015

November 6, 2015

Matt Rosauer, Project Manager
Pine Street Group L.L.C.
1500 Fourth Avenue
Suite 600
Seattle, WA 98101

Re: KPFF Sub-Consultant Selection

Dear Matt:

As we are working through the installation details associated with the TPSS for Metro, the need has arisen for detailed structural analysis of the existing downtown transit tunnel. This is specifically required due to the cable routing in Pine Street and the existing cut and cover tunnel. Working with Metro, we have identified KPFF as the most appropriate structural engineer to do this work. They are familiar with the tunnel and have worked previously with Metro and Sound Transit.

KPFF has submitted a detailed proposal describing the scope of work, schedule for delivery dates and key personnel, including hourly rates. This information has been vetted with Metro and the TPSS project team and all are in agreement that we should proceed with the KPFF team.

Therefore, we recommend that we proceed by adding KPFF to the design team to design the modifications necessary to the existing Pine Street and the cut and cover tunnel in order to deliver the TPSS project. They will be a consultant to LMN.

Final negotiations will include mutual agreement on contract terms, time and expense fees with not to exceed limits, and the involvement of key staff.

Let me know if you need any additional information.

Sincerely,



Chris Eseman, AIA LEED AP
Project Director


Attachment D
Proposal from KPFF Consulting
Engineers Dated October 21, 2015

Recommendation Accepted by:

AS
O


Ping Street Group

11-6-15
Date


SOJ for
King County Metro

11/9/15
Date





October 21, 2015

Ryan Keane
Pine Street Group L.L.C.
1500 Fourth Avenue, Suite 600
Seattle, WA 98101

Subject: CPS 26 KV Structural Engineering Services

Dear Ryan:

This letter describes our proposed structural engineering services for modifications to the existing Pine Street and cut-and-cover tunnels. These structural modifications are necessary to provide electrical service to the proposed TPSS room to be constructed near the east end of the cut-and-cover tunnel.

SCOPE OF WORK

Study Phase

Task Descriptions:

- Evaluate the structural feasibility of the following scenarios:
 - Intercept existing 26 KV lines at face of portal at east end of cut-and-cover tunnel, connect using 6' x 6' access zone in tunnel slab, and route new 26 KV lines in recess at portal face
 - Intercept existing 26 KV lines a short distance south of portal face, connect using 6' x 6' access zone in tunnel slab, and route new 26 KV lines in trench cut into bottom slab. This includes two variations: running the lines in the floor to the south wall, and running the lines in the floor only to the intermediate columns and then up to the lid.
 - Core through Pine Street Tunnel walls and cut-and-cover tunnel walls for 26 KV and other electrical lines.
- Attend up to four team meetings, including the meetings already held on September 16, 2015 and October 19, 2015.

Deliverables:

- Letter describing structural feasibility of each option evaluated and providing guidance on locations and sizes of existing structure modifications and required repairs
- Concept level structural calculations for each option evaluated
- Hand sketches as required to show structural concepts

Contract Documents Phase

Task Descriptions:

- Prepare structural plans and calculations for modifications to the existing tunnel structures for the option selected during the "study phase". Plans will include structural demolition, repair and strengthening, and waterproofing repair.
- Review and edit structural technical specifications prepared by others
- Incorporate review comments from other team members, Sound Transit and King County
- Incorporate any review comments from SDOT or other permitting agencies
- Attend up to 4 design team meetings



Deliverables:

- Structural plans to be included in the following submittals: 75%, 90% and 100%. The 100% submittal plans will be sealed and signed.
- Structural calculations for the 100% submittal, sealed and signed.

Construction Support Services Phase

Task Descriptions:

- Respond to contractor questions (RFI's)
- Review contractor submittals
- Conduct up to four site visits
- Attend up to four construction meetings
- Prepare as-built plans based on Contractor's plan markups

Deliverables:

- As-built plans

SCHEDULE

We understand design schedule is approximately as follows:

- 75% start of QC review: 11/23/15
- 90% start of QC review: 12/29/15
- 100% start of QC review: 2/3/16

ASSUMPTIONS

- The study phase for this scope of work will take place during the project 75% design phase. Because KPFF is entering the project relatively late, the KPFF structural drawings won't be at a 75% completion level for the upcoming 75% submittal. We assume this is acceptable provided we can be at a 90% completion level in time for the 90% submittal.
- Cost estimating services aren't included.
- Structural engineering services for temporary shoring or other temporary construction structures required by the contractor aren't included.
- Up to approximately 15 hours of the Study Phase services described in this scope will be accomplished under a separate agreement (the Sound Transit TOD on-call contract). The remainder of structural engineering services described in this scope of work will be accomplished under this contract.
- QC review procedures will be per KPFF standard practice. There is no specific owner-defined QC process.
- Structural analysis of tunnels will be accomplished using the geotechnical engineering recommendations provided by Shannon & Wilson for the Pine Street tunnel design.
- Structural design of repairs and modifications will follow current codes, industry guidelines and Sound Transit standards.
- Structural analysis of existing structures will follow current codes, industry guidelines and Sound Transit standards, except that if any existing structural elements are found to not conform to current codes and standards, those elements will be checked against the codes and standards in effect at the time of original design.
- This scope doesn't include design of any seismic upgrades for any of the modified structures.
- Design of structural elements is confined to repair and minor local strengthening of the existing tunnel, and doesn't include design of major new structures inside of the tunnel.

Attachment D
Proposal from KPFF Consulting
Engineers Dated October 21, 2015



PROPOSED COST

We propose to accomplish the scope of work described above on an hourly basis, with a maximum amount of \$93,010. The breakdown for how this number was estimated is shown on the enclosed spreadsheet. The engineering cost is determined by multiplying our expected hours per employee times the corresponding employee salary cost, increased by our audited overhead rate and a profit of 30%. The 30% profit applied to direct salary cost is a value that we've typically used on King County projects.

Please let me know if you have any questions or comments regarding this proposal.

Sincerely,

A handwritten signature in black ink, appearing to read 'B. Erickson'.

Bruce Erickson, PE, SE
Associate

Attachment D
Proposal from KPFF Consulting
Engineers Dated October 21, 2015

CPS 26 KV STRUCTURAL ENGINEERING SERVICES FEE

PREPARED BY: BRUCE ERICKSON, KPFF

DATE: OCTOBER 21, 2015

PHASE	TASK DESCRIPTION	SUB-TASK DESCRIPTION	HOURS PER TASK				
			STRUC. EGR	CIVIL EGR	DES. EGR	QC EGR	CADD
			B. ERICKSON \$65.24	M. GEDOSCH \$65.34	J. STABLER \$32.91	D. ALIRE \$47.92	R. TORGESON \$38.40
Study	Evaluate Options, concept level calcs. Attend up to 4 team meetings Prepare letter providing recommendations Hand Sketches of options	Intercept 26 KV at portal face	8		40	2	
		Intercept 26 KV south of portal face (2 cases)	8		40	2	
		Core existing tunnels	8		32		
			8	6			
			8	2	2	1	
			4		16		
		Hours Subtotals:		44	8	130	5
Contract Docs	Prepare Struct plans of modifications: (11 sheets assumed) Review technical specifications Incorporate team review comments Incorporate & respond to permit comments Attend up to 4 team meetings Build 3-D SAP Model for selected condition Analyze stresses in existing structure Repair/strengthening calculations QC Review	Structural notes & abbreviations	4		6		4
		Earth Pressures (copy from P5 Tunnel plans)	1		4		2
		Surcharge Pressures (copy from P5 tunnel plans)	1		4		2
		Cut & cover tunnel slab demo plan	1		8		12
		Tunnel wall demo elevations	1		8		12
		Cut & cover tunnel slab plan	2		8		12
		Tunnel wall elevations	2		8		12
		Tunnel cross section	2		8		8
		Structural Details	8		24		24
		Structural Details	8		24		24
		Waterproofing repair details	8		8		16
			12				
			8		4		4
			8		4		4
			8				
			4		60		
			4		24		
	8		40				
Hours Subtotals:		90	0	242	24	136	
CSS	Respond to RFI's Review contractor submittals Conduct up to 4 site visits Attend up to 4 const meetings Prepare as-built plans		40		40		
			20		20		
			6				
			8				
			8		4		12
Hours Subtotals:		84	0	64	0	12	
		Hours Totals:	218	8	436	29	148
		Direct Cost:	\$14,222	\$523	\$14,349	\$1,390	\$5,683
		Overhead Cost (127.27%):	\$18,087	\$665	\$18,247	\$1,767	\$7,227
		Profit (30% on direct cost):	\$4,267	\$157	\$4,305	\$417	\$1,705
		Burdened Cost:	\$36,576	\$1,344	\$36,901	\$3,574	\$14,615
		Total Cost:	\$93,010				

ATTACHMENT E
INSURANCE REQUIREMENTS (FOR CPS INFRASTRUCTURE WORK)

[See attached Insurance Requirements (for CPS Infrastructure Work)]

EXHIBIT E
INSURANCE REQUIREMENTS
FOR CPS INFRASTRUCTURE

1.01 CONTRACTOR'S INSURANCE.

A. Prior to Contract execution, the Contractor shall provide to the County and to Sound Transit Certificates of Insurance and Endorsements acceptable to each of the parties meeting the requirements of the Contract (specific insurance coverage limits are set forth below). Coverage shall be maintained without interruption from the commencement of the Contractor's Work until Final Acceptance, or for such longer time as required by the Contract. Each policy obtained by Contractor shall be endorsed to provide County and Sound Transit with 45 days' notice of material changes to or cancellation of such policy.

B. If the scope of Work is significantly expanded, or if the aggregate limits on any of the Contractor's policies are eroded, the County may require Contractor to obtain additional coverage or reinstate eroded coverage. If the need for additional coverage is due to the fault of the Contractor or any of its Subcontractors, the Contractor shall be responsible for the cost of such additional coverage or any of its Subcontractors coverage. The Contractor shall provide proof of additional insurance required because of changed Work (Change Orders).

C. If the Contractor is required to correct damaged, defective or incomplete Work after Final Acceptance, it shall obtain at its own expense such insurance coverage as is required by the Contract, for the construction period. Such coverage shall be maintained throughout the period in which corrective work is performed.

D. Review of Contractor's insurance by County shall not relieve or decrease the duty of the Contractor to comply with the requirements of the Contract Documents.

E. Nothing contained within these provisions shall affect and/or alter the application of any other provision within this agreement.

1.02 WAIVER OF SUBROGATION

The Contractor waives all rights against the County, County's consultants, or any separate contractors, and their agents and employees, and against Sound Transit, for damages caused by fire or other perils to the extent such damage cost is actually paid by property insurance applicable to the Work. The Contractor shall require similar waivers from all Subcontractors. This provision shall be valid and enforceable only to the extent permissible by the applicable property insurance policies.

1.03 EVIDENCE OF INSURANCE.

The Contractor shall furnish the County and Sound Transit with Certificates of Insurance and endorsements required by this Contract. All evidences of insurance must be certified by a properly authorized officer, agent, general agent or qualified representative of the insurer(s) and shall certify the name of the insured, the type and amount of insurance, the location and operations to which the insurance applies, the expiration date of the policy. The Contractor shall, upon demand of the County, make available to the County, in King County, certified copies of all such policies of insurance required in this Contract. Failure to provide such policies of insurance within 60 days shall entitle the County to suspend or terminate the Contractor's work hereunder. Suspension or termination of this Contract shall not relieve the Contractor from its insurance obligation hereunder.

All subcontractors shall be required to include the County, Sound Transit, and Contractor as additional insureds on all Liability policies except Workers' Compensation and Professional Liability Errors and Omissions.

1.04 MINIMUM SCOPE AND LIMITS OF INSURANCE.

The Contractor shall obtain and maintain the minimum insurance set forth below. By requiring such minimum insurance, the County shall not be deemed or construed to have assessed the risks that may be applicable to the Contractor under this Contract. The Contractor shall assess its own risks and if it deems appropriate and/or prudent, maintain greater limits and/or broader coverage. Each insurance policy shall be written on an "occurrence" form; excepting that insurance for professional liability, errors and omissions or pollution liability when required, may be acceptable on a "claims made" form. If coverage is approved and purchased on a "claims made" basis, the Contractor warrants continuation of coverage, either through policy renewals or the purchase of an extended discovery period, if such extended coverage is available, for not less than five years from the date of completion of the work which is the subject of this Contract Insurance coverage shall be at least as broad as stated below and with limits no less than:

A. **General Liability.** Coverage shall be at least as broad as Insurance Services Office form number CG 00 01 covering **COMMERCIAL GENERAL LIABILITY**. \$20,000,000 combined single limit per occurrence, and for those policies with aggregate limits, a \$20,000,000 aggregate limit. If a small subcontractor is providing certain services, the County may consider lower limits which are commercially reasonable for such project. Coverage may be met with a primary combined single limit policy, or a primary policy combined with an excess or umbrella liability policy with the equivalent limits.

B. **Explosion & Collapse, Underground Damage (XCU).** Coverages shall apply for the same limits as the General Liability. Evidence of Insurance must specifically state coverage has not been excluded.

C. **Automobile Liability.** Coverage shall be at least as broad as Insurance Services Office form number CA 00 01 covering **BUSINESS AUTO COVERAGE**, symbol 1 "any auto"; or the combination of symbols 2, 8, and 9. \$10,000,000 combined single limit per accident. If the work involves the transport of pollutants (as defined by the standard auto policy exclusion of pollution) the auto policy shall be endorsed to include endorsement CA 9948 (or its equivalent) and MCS 90. Coverage may be met with a primary combined single limit policy, or a primary policy combined with an excess or umbrella liability policy with the equivalent limits.

D. **Workers' Compensation. Statutory requirements of the State of residency.** Coverage shall be at least as broad as Workers' Compensation coverage, as required by the Industrial Insurance Act of the State of Washington, as well as any similar coverage required for this work by applicable Federal or "other States" State Law.

E. **Employer's Liability or "Stop Gap".** Coverage shall be at least as broad as the protection provided by the Workers Compensation policy Part 2 (Employers Liability) or, in states with monopolistic state funds, the protection provided by the "Stop Gap" endorsement to the general liability policy.

F. **Builder's Risk/Installation Floater.** The Contractor or WSCC shall procure and maintain during the life of the Contract, or until acceptance of the project by the County, whichever is longer, "All Risk" Builders Risk or Installation Floater Insurance at least as broad as ISO form number CP0020 (Builders Risk Coverage Form) with ISO form number CP0030 (Causes of Loss – Special Form) including coverage for collapse, theft, off-site storage and

property in transit. The coverage shall insure for direct physical loss to property of the entire construction project, for 100% of the replacement value thereof and include earthquake and flood. The policy shall be endorsed to cover the interests, as they may appear, of the County, Contractor and subcontractors of all tiers with the County, Sound Transit, and sub-contractors listed as a Named Insured. In the event of a loss to any or all of the work and/or materials therein and/or to be provided at any time prior to the final close-out of the Contract and acceptance of the project by the County, the Contractor shall promptly reconstruct, repair, replace or restore all work and/or materials so destroyed. Nothing herein provided for shall in any way excuse the Contractor or its surety from the obligation of furnishing all the required materials and completing the work in full compliance with the terms of the Contract.

G. Professional Liability Errors and Omissions. \$10,000,000 per claim/aggregate. Services delivered pursuant to this Contract involve Professional services, Professional Liability Errors and Omissions coverage shall be provided. If coverage is provided on a combined Professional Errors and Omissions and Pollution Liability policy, the aggregate limit for this coverage shall be at least \$20,000,000. If a small subcontractor is providing certain services, the County may consider lower limits which are commercially reasonable for such project.

H. Pollution Liability. Contractor shall provide Contractor's Pollution Liability coverage in the amount of \$10,000,000 per occurrence and in the aggregate to cover sudden and non-sudden bodily injury and/or property damage to include the destruction of tangible property, loss of use, clean up costs and the loss of use of tangible property that has not been physically injured or destroyed. If coverage is provided on a combined Professional Errors and Omissions and Pollution Liability policy, the aggregate limit for this coverage shall be at least \$20,000,000. If a small subcontractor is providing certain services, the County may consider lower limits which are commercially reasonable for such project. If Asbestos, Lead or PCB's are a potential exposure, such insurance shall not exclude pollution arising out of Asbestos, Lead and/or PCB operations. Evidence of Insurance must specifically state that coverage is included.

1.05 DEDUCTIBLES/SELF-INSURED RETENTIONS.

Contractor may maintain reasonable deductibles or self-insured retention's which must be disclosed to the County. The deductible and/or self-insured retention of the policies shall not limit or apply to the Contractor's liability to the County and shall be the sole responsibility of the Contractor.

1.06 OTHER INSURANCE PROVISIONS.

A. The insurance policies required in this Contract are to contain and be endorsed to contain the following provisions:

1. With respect to all Liability Policies except Professional Liability and Workers Compensation:
 - (a) The County, Sound Transit, and each party's officers, officials, employees, and agents are to be covered as additional insureds as respects liability arising out of activities performed by or on behalf of the Contractor in connection with this Contract. Additional Insured status shall include Products-Completed Operations-CG 20 10 11/85 or it's equivalent.
 - (b) The Contractor's insurance coverage shall be primary insurance as respects the County, Sound Transit, and each party's officers, officials, employees, agents, and representatives. Any insurance and/or self-insurance maintained by the County or Sound Transit, and their officers, officials, employees,

agents and representatives shall not contribute with the Contractor's insurance or benefit the Contractor in any way.

(c) The Contractor's insurance shall apply separately to each insured against whom a claim is made and/or lawsuit is brought, except with respect to the limits of the insurer's liability.

(d) A Per Project Aggregate shall apply to the General Liability policy.

1.07 ACCEPTABILITY OF INSURERS.

A. Unless otherwise approved by the County:

1. Insurance is to be placed with insurers with a Best's rating of no less than A: VIII, or, if not rated with Best's, with minimum surpluses the equivalent of Best's surplus size VIII.
2. Professional Liability, Errors and Omissions insurance may be placed with insurers with a Best's rating of B+; VII.

B. If at any time the foregoing required policies shall fail to meet the above minimum requirements, the Contractor shall, upon notice to that effect from the County, promptly obtain a new policy, and shall submit the same to the County, with the appropriate certificates and endorsements, for approval.

1.08 SUBCONTRACTORS.

The Contractor shall include all subcontractors as insureds under its policies, or, require all subcontractors to comply with all the insurance requirements of this contract and carry at a minimum the limits required of the Contractor under this agreement. If the Contractor requires the subcontractor to purchase limits that are higher than those required of the Contractor in this agreement, or any supplemental insurance coverage, the premium costs to purchase the additional coverage or limits in excess of those required hereunder will not be reimbursed by the owner. Insurance coverage provide by subcontractors, as evidence of compliance with the insurance requirements of this Contract shall be subject to all of the requirements stated herein.

1.09 JOB SITE SAFETY.

The Contractor shall have the "**right to control**" and bear the sole responsibility for the job site conditions, and job site safety. The Contractor shall comply with all applicable federal, state, and local safety regulations governing the job site, employees and subcontractors. The Contractor shall be responsible for subcontractor's compliance with these provisions.