



101 PREFONTAINE PL S
SEATTLE, WA 98104
4CULTURE.ORG

Sustained Support: Impact and Reach

The following document provides information on 4Culture’s charter-mandated Sustained Support program for arts, heritage, and historic preservation organizations in King County. This document is in response to Council requests for information on the numbers of applications and awards and the total funding amounts going to each King County council district.

Program Background

The Sustained Support Program provides operating support for two calendar years with allocations renewed annually. Funding recommendations for the Sustained Support Program are made on a biennial basis.

The Sustained Support Program is a core program of 4Culture. **It provides critical and predictable operating support to a broad range of cultural organizations serving King County residents and visitors.**

Why does Heritage and Historic Preservation have less funding than Arts?

4Culture’s Arts/Heritage split comes from KCC 2.49.200 Hotel-motel revenue allocations for cultural programs.

1. Administration (not fixed)
2. Debt service obligations
3. Arts & Heritage buckets (100% of remaining)
 - i) Arts
 - ii) Heritage (min 20% of the remaining funds)

Statistics Snapshot

The following table is a snapshot of all Sustained Support applications and awards (combined Arts, Heritage, and Historic Preservation) for years 2015 to 2023.

Historical Totals	2015-2017	2018-2020	2021-2023
Applications	1156	1308	1557
Awards	1121	1263	1548
Total Funding	\$6,804,450	\$7,541,219	\$9,509,919

Sustained Support during COVID¹

During the pandemic, 4Culture quickly adapted the Sustained Support program. Because we were able to leverage federal COVID relief funds, we were able to prioritize smaller organizations

¹ Due to the COVID-19 pandemic, which made it impractical for organizations in 2020 to predict their activity in the coming two years, 2019-2020 awards were extended to 2021. No new applicants were accepted for 2021. In 2022, Sustained Support awards were supplemented by Recovery funding from the federal government; organizations that received Recovery awards were only given nominal Sustained

in Sustained Support, thereby distributing operating funds to an even broader range of organizations during the pandemic. Sustained Support was a lifeline, especially for smaller orgs that faced barriers to accessing other types of federal relief funding. For more information on that unique effort, go here: <https://www.4culture.org/grants/sustained-support-recovery/>

Eligibility

Eligible applicants include non-profit arts, heritage, and historic preservation organizations, local agencies or programs operating through municipalities, non-profit entities serving specific geographic areas of King County, and for-profit entities determined to provide substantial public benefit. All applicants must be based in King County with a minimum three-year history of producing public programs.

Feedback from the Field

It is particularly gratifying to note that our award amount has been steadily increasing over the past decade, which we take as a vote of confidence in the progress that the Renton Historical Society and the Renton History Museum have made toward greater service to our community, better inclusion and representation of our diverse community, and overall improvements in our programs, operations, and physical building.

Renton History Museum

We are stretching and growing our organization so this support is very much appreciated.

Seattle Children's Chorus

Thanks so much to you and 4Culture for your diligent work in disbursing gifts equitably to organizations throughout King County.

Pongo Poetry Project

Thank you for helping the ICA realize its mission to equitably serve communities through arts education, allowing children to perceive and imagine art!

Green River College Foundation ICA

We are so inspired to continue and to expand what we do at Wintergrass when we know 4Culture believes in us. This is a remarkable time for all of us. We are getting through the pandemic, and we still have our head up!

Wintergrass Festival

Support awards to maintain their continuity in the program, so that Sustained Support awards could be increased for organizations that ineligible for Recovery funding, to help all organizations weather the pandemic.

Arts Sustained Support

District	2015			2016			2017			2018			2019			2020			2021			2022			2023		
	Applications	Awards	Total Funding	Applications	Awards	Total Funding	Applications	Awards	Total Funding	Applications	Awards	Total Funding	Applications	Awards	Total Funding	Applications	Awards	Total Funding	Applications	Awards	Total Funding	Applications	Awards	Total Funding	Applications	Awards	Total Funding
1	21	21	83700	21	21	83700	25	25	92600	25	25	92600	39	36	109550	36	36	109550	31	31	109910	46	46	214929	58	55	210500
2	46	45	180500	46	45	198550	65	60	237150	60	60	237150	65	65	255100	65	65	255100	61	61	257070	79	79	375451	92	91	430100
3	20	19	113500	20	19	113500	24	23	123900	23	23	123900	20	20	116400	20	20	116400	18	18	122340	21	21	127714	26	26	165000
4	82	75	681750	82	75	681750	89	83	715950	83	83	715950	99	90	739350	90	90	739350	87	87	744160	104	104	506539	117	117	909050
5	12	12	67600	12	12	67600	14	14	73200	14	14	73200	13	12	68000	12	12	68000	11	11	71700	16	16	117361	19	19	111100
6	26	26	151400	26	26	151400	32	31	173800	31	31	173800	34	33	182700	33	33	182700	31	31	195770	37	37	244761	42	42	279800
7	16	15	80800	16	15	80800	18	18	89100	18	18	89100	18	18	91550	18	18	91550	17	17	96510	19	19	130527	25	25	144400
8	74	72	342900	75	73	344800	85	77	395200	77	77	395200	89	85	421350	85	85	421350	81	81	438450	103	103	479699	116	112	617200
9	5	5	26300	6	6	31500	6	5	26500	5	5	26500	8	8	33250	8	8	33250	8	8	37890	11	11	73757	14	14	64750
Total	302	290	1728450	304	292	1753600	358	336	1927400	336	336	1927400	385	367	2017250	367	367	2017250	345	345	2073800	436	436	2270738	509	501	2931900

Heritage Sustained Support

District	2015			2016			2017			2018			2019			2020			2021			2022			2023		
	Applications	Awards	Total Funding	Applications	Awards	Total Funding	Applications	Awards	Total Funding	Applications	Awards	Total Funding	Applications	Awards	Total Funding	Applications	Awards	Total Funding	Applications	Awards	Total Funding	Applications	Awards	Total Funding	Applications	Awards	Total Funding
1	4	4	18500	4	4	18500	4	4	20000	4	4	20000	4	4	20069	4	4	20000	4	4	36836	6	6	23658	6	5	32700
2	4	4	51500	4	4	51500	5	5	59500	5	5	59500	6	6	66500	6	6	66500	6	6	93627	11	11	113465	12	12	127080
3	8	8	48000	8	8	48000	8	8	52000	8	8	52000	9	9	56000	9	9	56000	9	9	100381	7	7	34430	8	8	65225
4	7	7	82000	7	7	82000	9	9	93000	9	9	93000	10	10	90000	10	10	90000	10	10	121709	10	10	59300	10	10	114775
5	3	3	18500	3	3	18500	1	1	14500	1	1	14500	2	2	18000	2	2	18000	2	2	30418	4	4	24272	5	5	38509
6	3	3	27500	3	3	27500	3	3	30000	3	3	30000	3	3	30000	3	3	30000	3	3	45127	3	3	41658	4	4	32899
7	2	2	21000	2	2	21000	2	2	23500	2	2	23500	2	2	24000	2	2	24000	2	2	37418	4	4	47541	2	2	25000
8	10	10	83000	10	10	83000	10	10	94500	10	10	94500	11	11	95500	11	11	95500	11	11	148463	16	16	171471	19	19	182950
9	4	4	10000	4	4	10000	3	3	9000	3	3	9000	4	4	12500	4	4	12500	3	3	22627	5	5	25763	5	5	20069
Total	45	45	360000	45	45	360000	45	45	396000	45	45	396000	51	51	412569	51	51	412500	50	50	636606	66	66	541558	71	70	639207

Historic Preservation Sustained Support

District	2015			2016			2017			2018			2019			2020			2021			2022			2023		
	Applications	Awards	Total Funding	Applications	Awards	Total Funding	Applications	Awards	Total Funding	Applications	Awards	Total Funding	Applications	Awards	Total Funding	Applications	Awards	Total Funding	Applications	Awards	Total Funding	Applications	Awards	Total Funding	Applications	Awards	Total Funding
1	2	2	5000	2	2	5000	2	2	7500	2	2	7500	2	2	7500	2	2	7500	2	2	8080	3	3	15403	3	3	10073
2	3	3	10500	3	3	10500	2	2	8500	3	2	8500	2	2	9000	2	2	9000	2	2	9580	3	3	13179	4	4	25129
3	1	1	750	1	1	750	1	1	750	1	1	750	1	0	0	1	0	0	0	0	0	1	1	1679	3	3	11423
4	5	5	17750	5	5	17750	4	4	18000	4	4	18000	7	7	20500	7	7	20500	7	7	22240	8	8	21779	9	9	27183
5	0	0	0	0	0	0	0	0	0	0	0	0	2	2	2250	2	2	2250	2	2	3410	1	1	2554	1	1	4207
6	1	1	2500	1	1	2500	1	1	2500	1	1	2500	1	1	2500	1	1	2500	1	1	3080	1	1	4304	1	1	2707
7	0	0	0	0	0	0	0	0	0	0	0	0	1	1	3000	1	1	3000	1	1	3580	1	1	4679	1	1	3682
8	7	7	53500	7	7	53500	8	8	61750	10	10	94500	9	9	67500	9	9	67500	9	9	72140	8	8	72770	8	8	73249
9	0	0	0	0	0	0	1	0	0	0	0	0	1	1	1000	1	1	1000	0	0	0	0	0	0	0	0	0
Total	19	19	90000	19	19	90000	19	18	99000	21	20	131750	26	25	113250	26	25	113250	24	24	122110	26	26	136347	30	30	157653

Combined Sustained Support

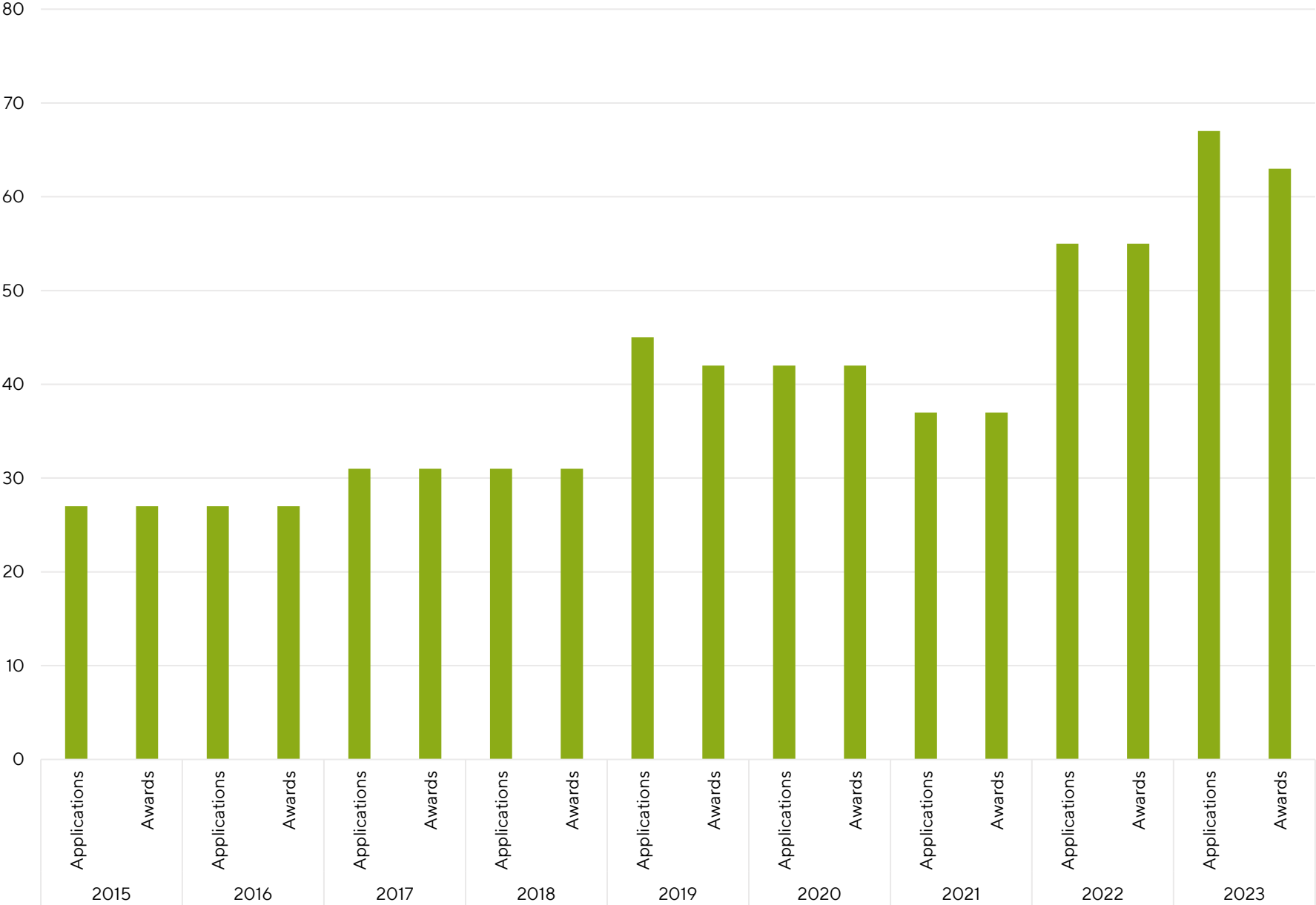
District	2015			2016			2017			2018			2019			2020			2021			2022			2023		
	Applications	Awards	Total Funding	Applications	Awards	Total Funding	Applications	Awards	Total Funding	Applications	Awards	Total Funding	Applications	Awards	Total Funding	Applications	Awards	Total Funding	Applications	Awards	Total Funding	Applications	Awards	Total Funding	Applications	Awards	Total Funding
1	27	27	107200	27	27	107200	31	31	120100	31	31	120100	45	42	137119	42	42	137050	37	37	154826	55	55	253990	67	63	253273
2	53	52	242500	53	52	260550	72	67	305150	68	67	305150	73	73	330600	73	73	330600	69	69	360277	93	93	502095	108	107	582309
3	29	28	162250	29	28	162250	33	32	176650	32	32	176650	30	29	172400	30	29	172400	27	27	222721	29	29	163823	37	37	241648
4	94	87	781500	94	87	781500	102	96	826950	96	96	826950	116	107	849850	107	107	849850	104	104	888109	122	122	587618	136	136	1051008
5	15	15	86100	15	15	86100	15	15	87700	15	15	87700	17	16	88250	16	16	88250	15	15	105528	21	21	144187	25	25	153816
6	30	30	181400	30	30	181400	36	35	206300	35	35	206300	38	37	215200	37	37	215200	35	35	243977	41	41	290723	47	47	315406
7	18	17	101800	18	17	101800	20	20	112600	20	20	112600	21	21	118550	21	21	118550	20	20	137508	24	24	182747	28	28	173082
8	91	89	479400	92	90	481300	103	95	551450	97	97	584200	109	105	584350	105	105	584350	101	101	659053	127	127	723940	143	139	873399
9	9	9	36300	10	10	41500	10	8	35500	8	8	35500	13	13	46750	13	13	46750	11	11	60517	16	16	99520	19	19	84819
Total	366	354	2178450	368	356	2203600	422	399	2422400	402	401	2455150	462	443	2543069	444	443	2543000	419	419	2832516	528	528	2948643	610	601	3728760

District 1: Combined Sustained Support by Year

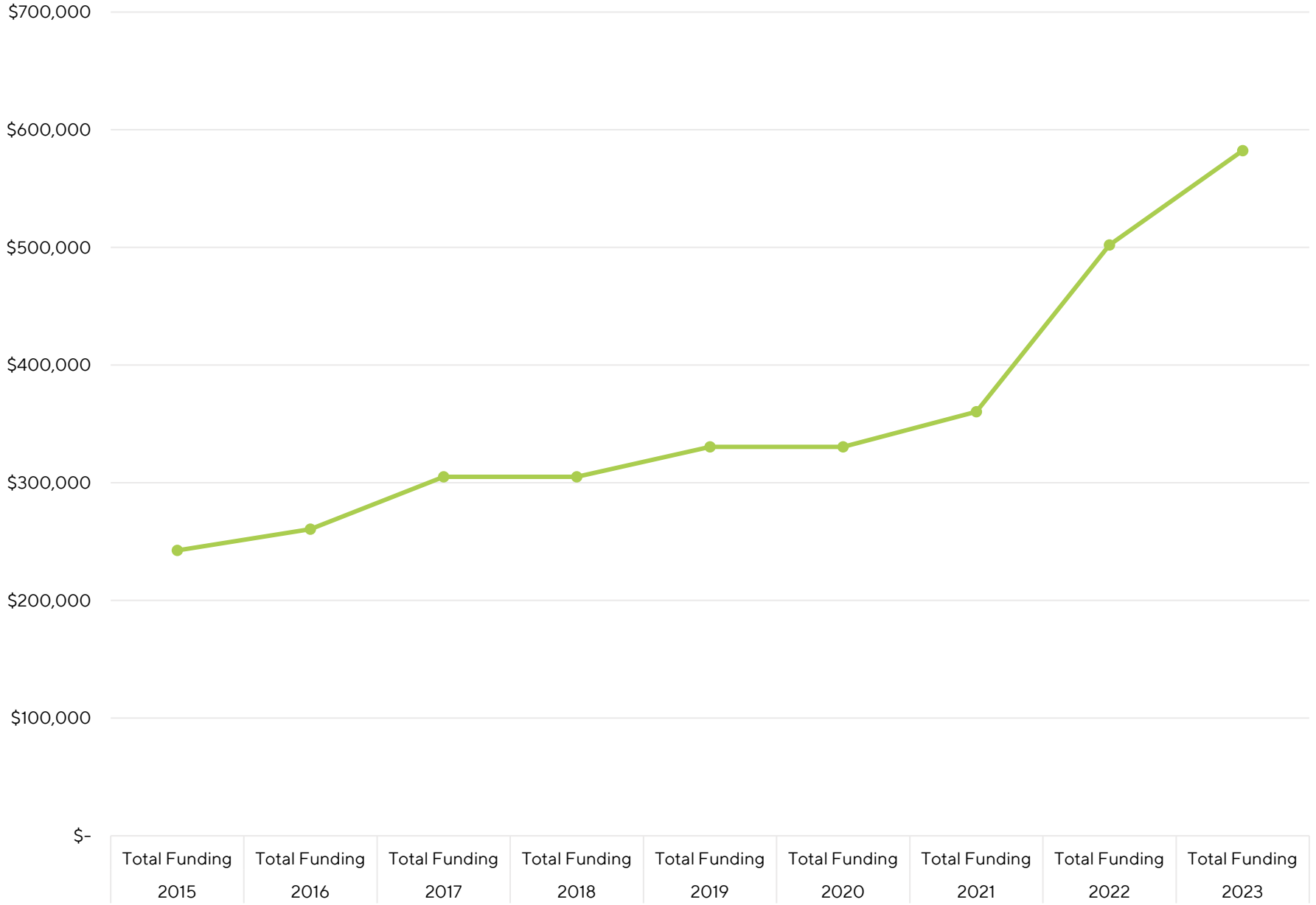


Total Funding	Total Funding	Total Funding	Total Funding	Total Funding	Total Funding	Total Funding	Total Funding	Total Funding
2015	2016	2017	2018	2019	2020	2021	2022	2023

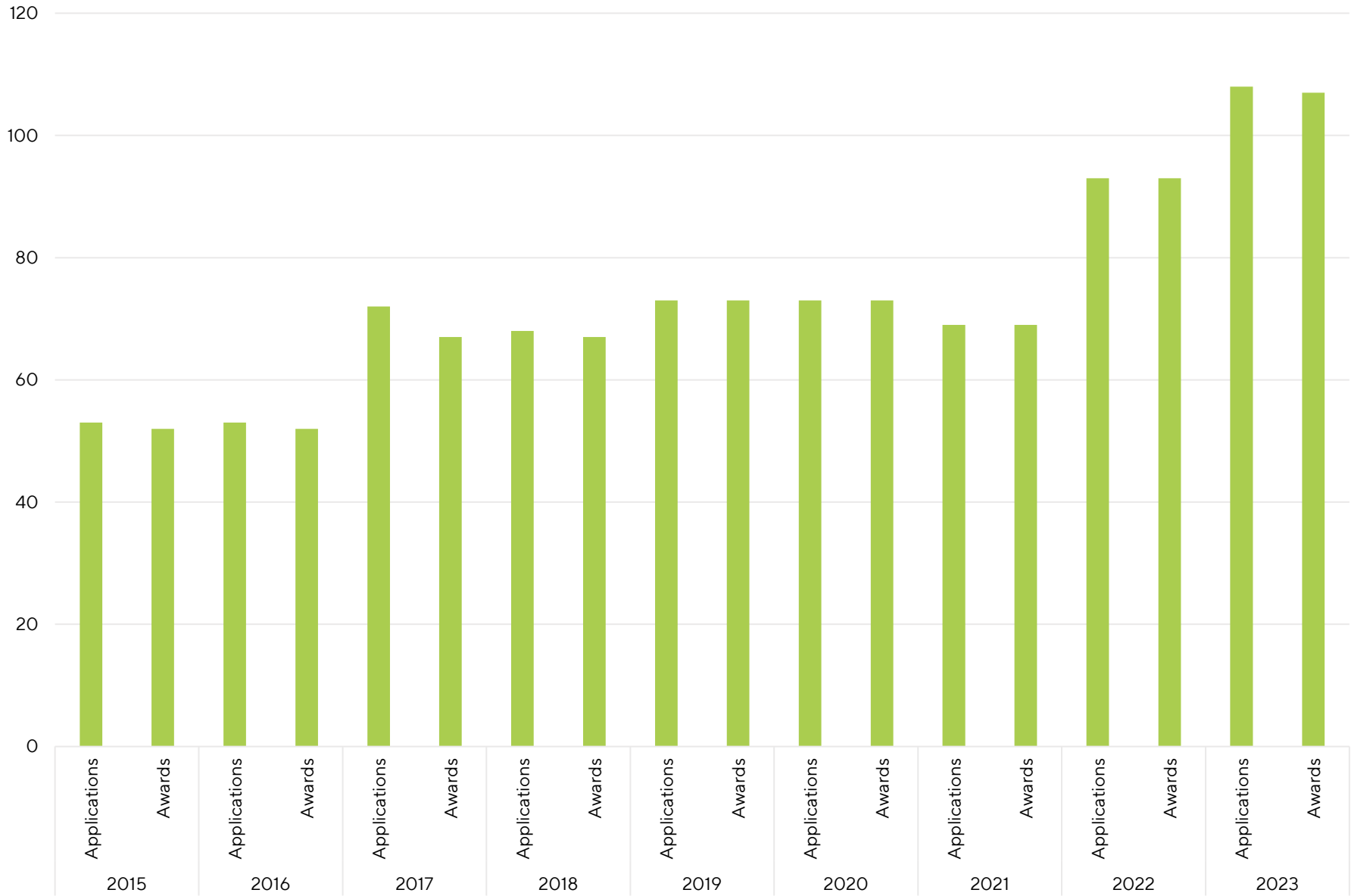
District 1: Sustained Support Applications and Award Counts by Year



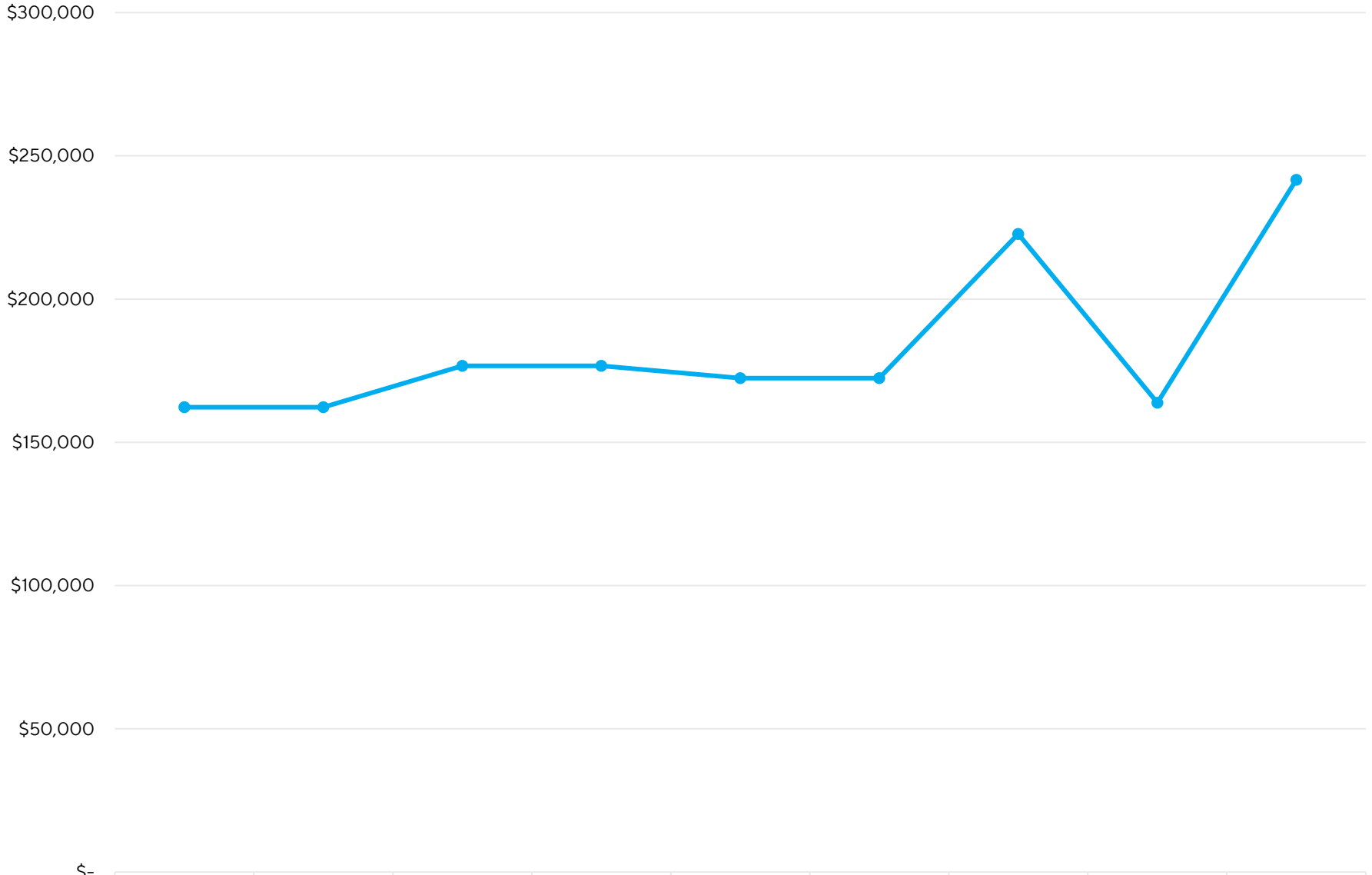
District 2: Combined Sustained Support by Year



District 2: Sustained Support Applications and Award Counts by Year

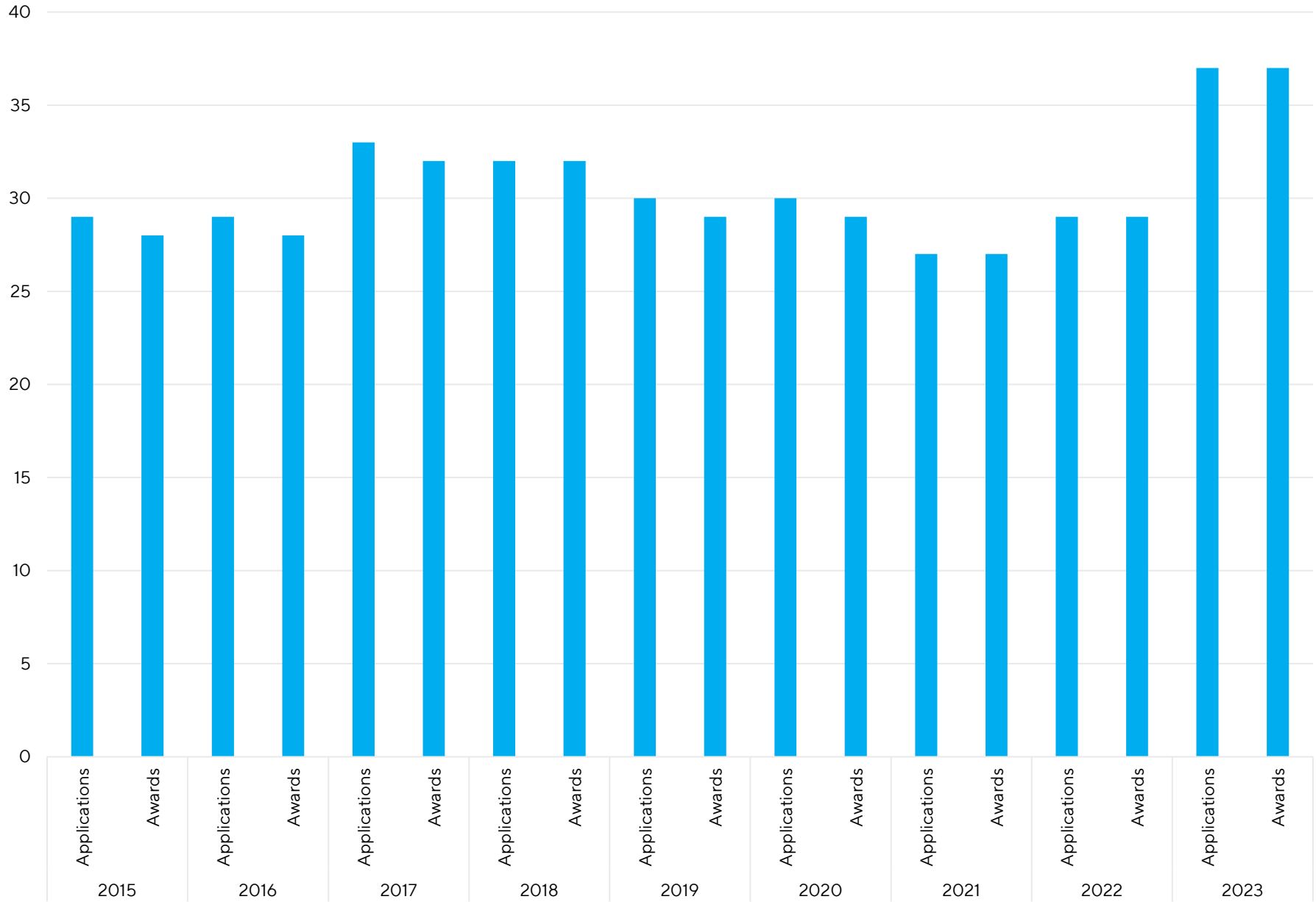


District 3: Combined Sustained Support by Year

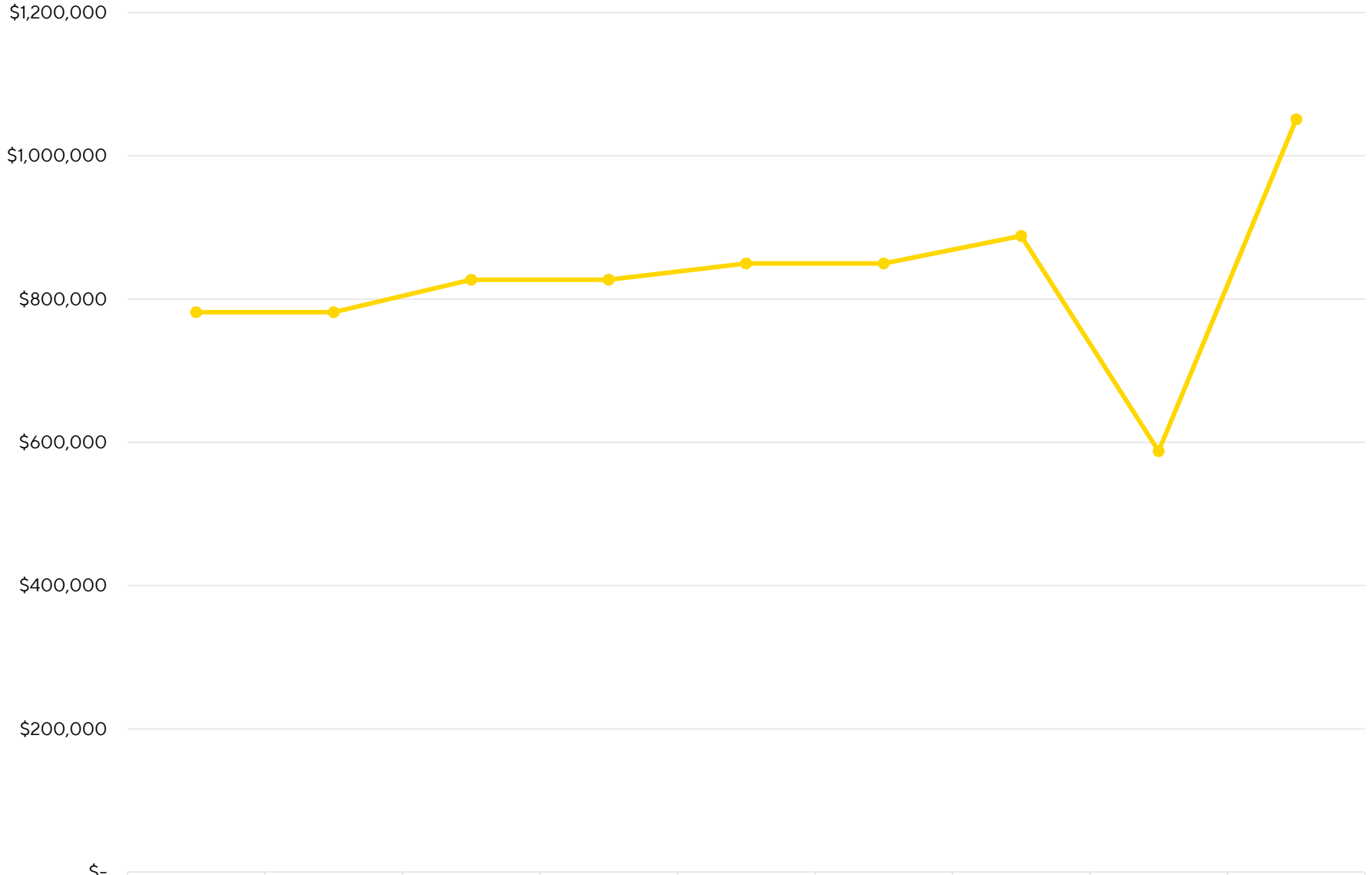


Total Funding	Total Funding	Total Funding	Total Funding	Total Funding	Total Funding	Total Funding	Total Funding	Total Funding
2015	2016	2017	2018	2019	2020	2021	2022	2023

District 3: Sustained Support Applications and Award Counts by Year

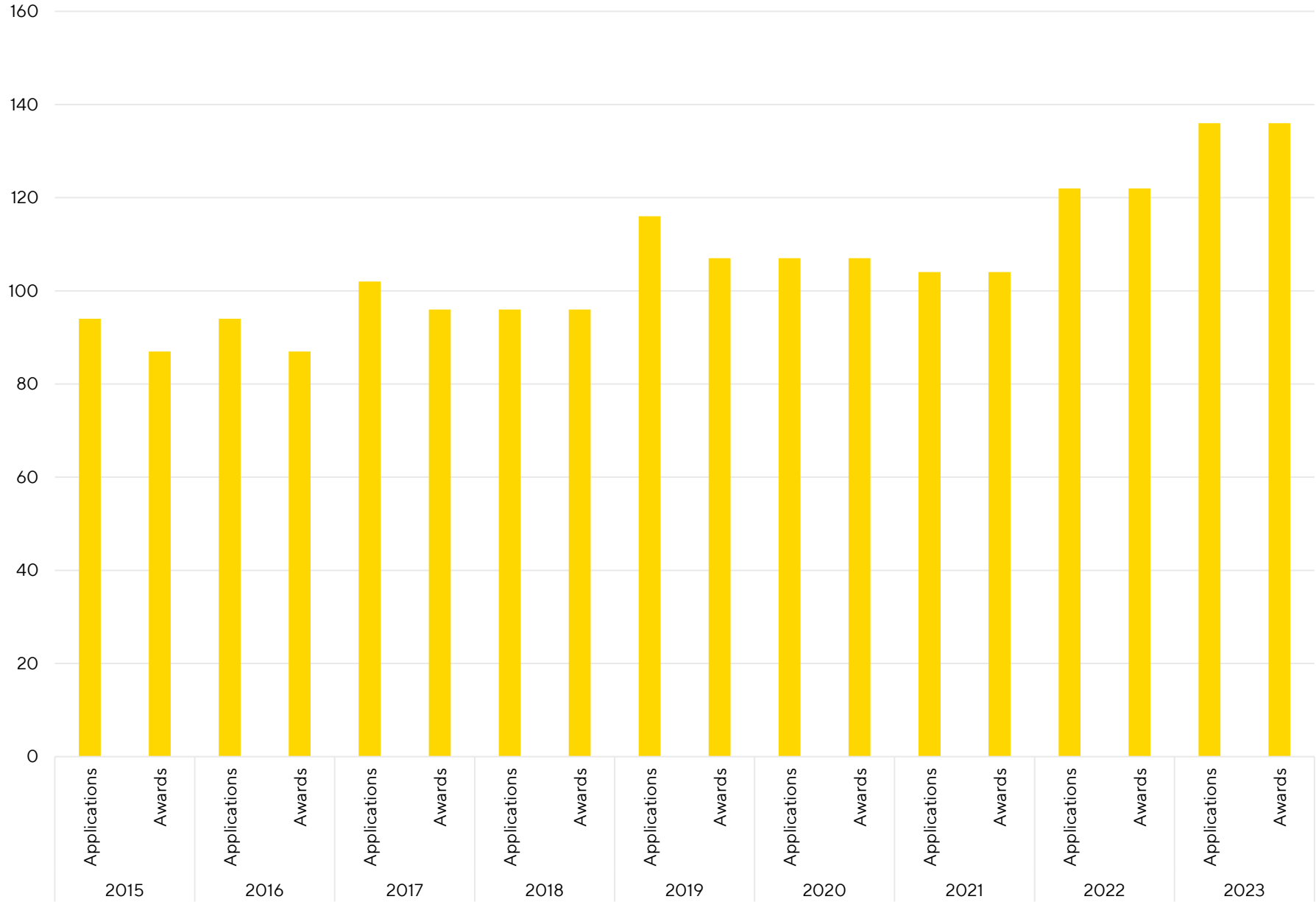


District 4: Combined Sustained Support by Year

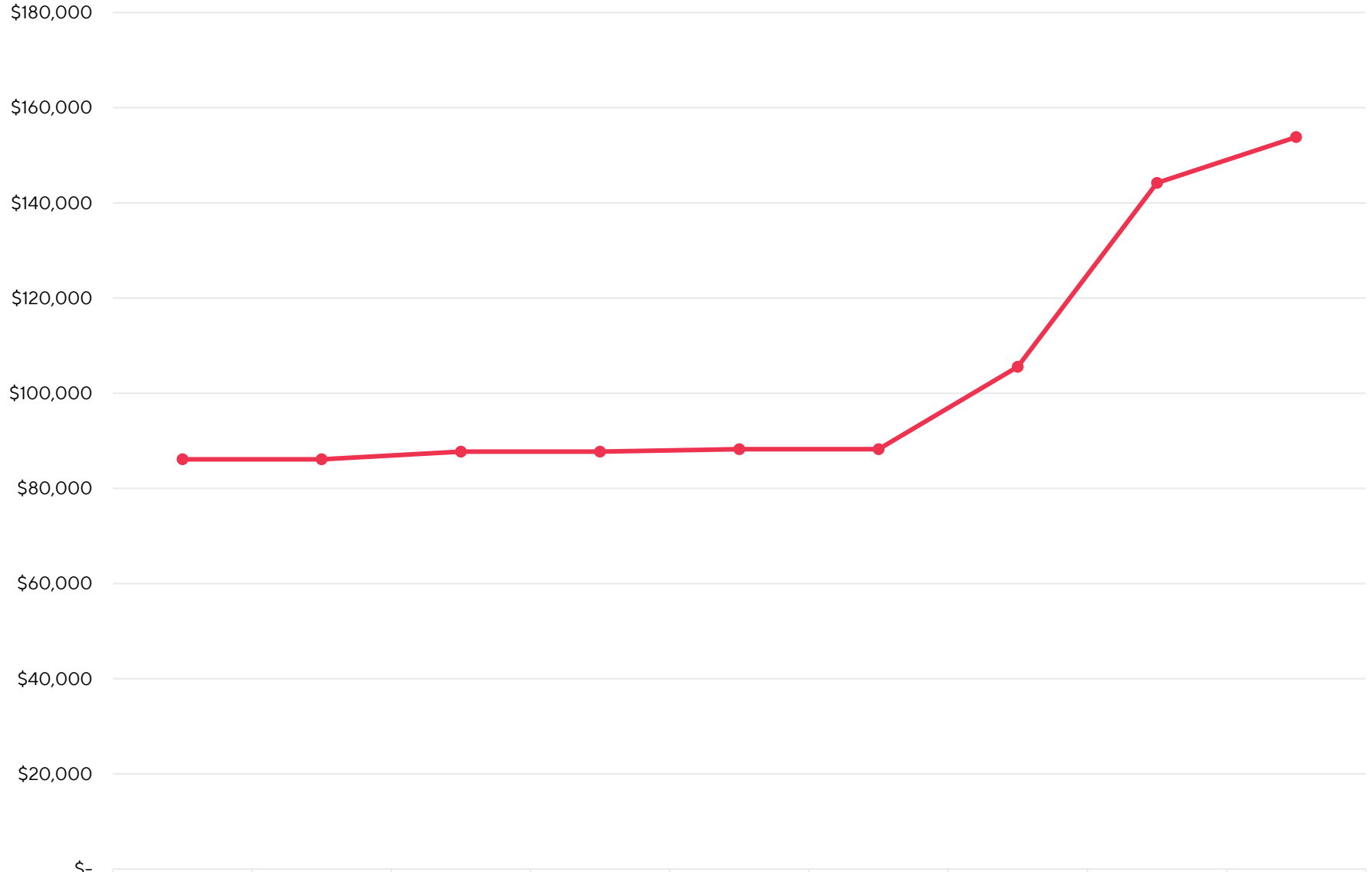


Total Funding	Total Funding	Total Funding	Total Funding	Total Funding	Total Funding	Total Funding	Total Funding	Total Funding
2015	2016	2017	2018	2019	2020	2021	2022	2023

District 4: Sustained Support Applications and Award Counts by Year

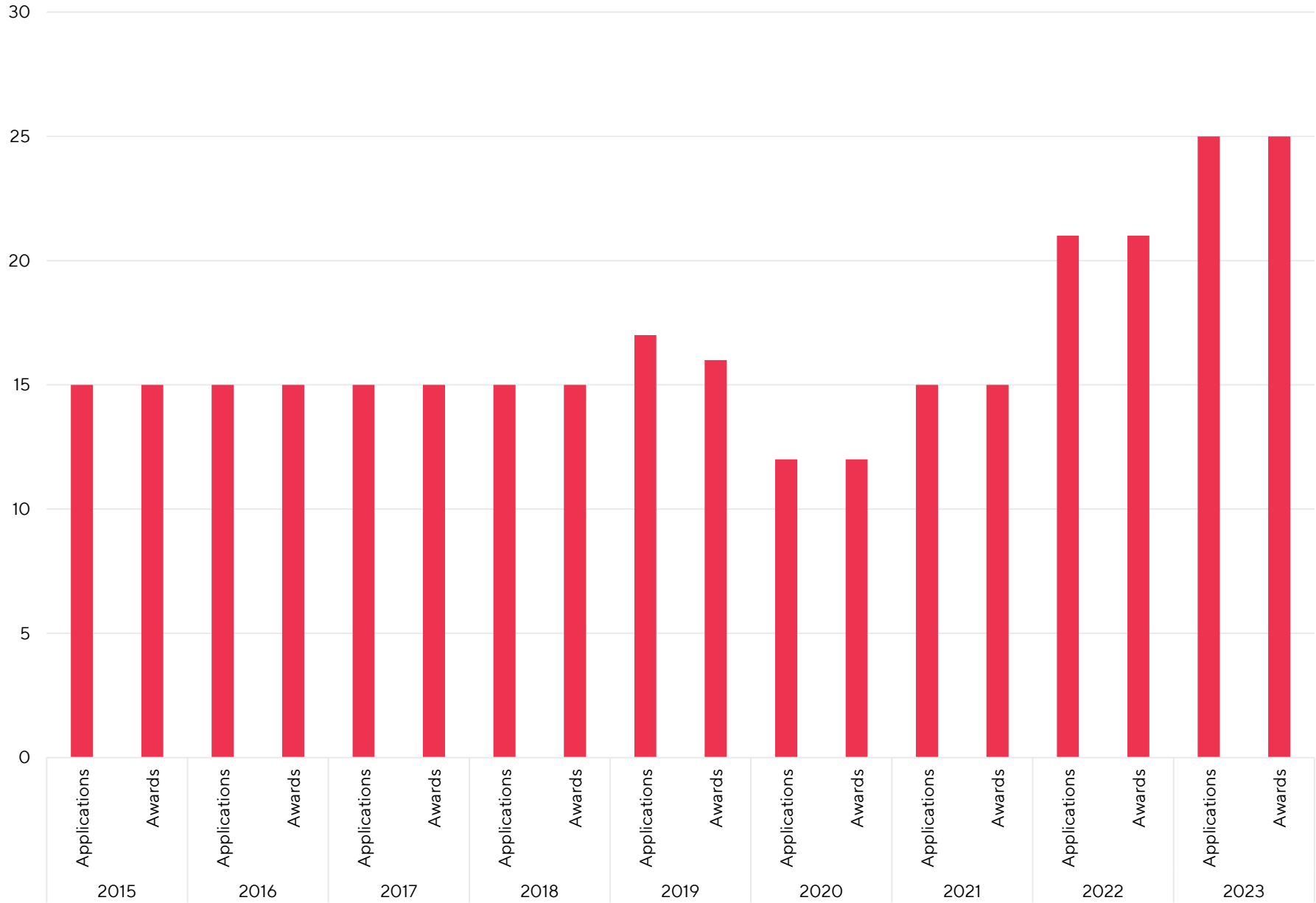


District 5: Combined Sustained Support by Year

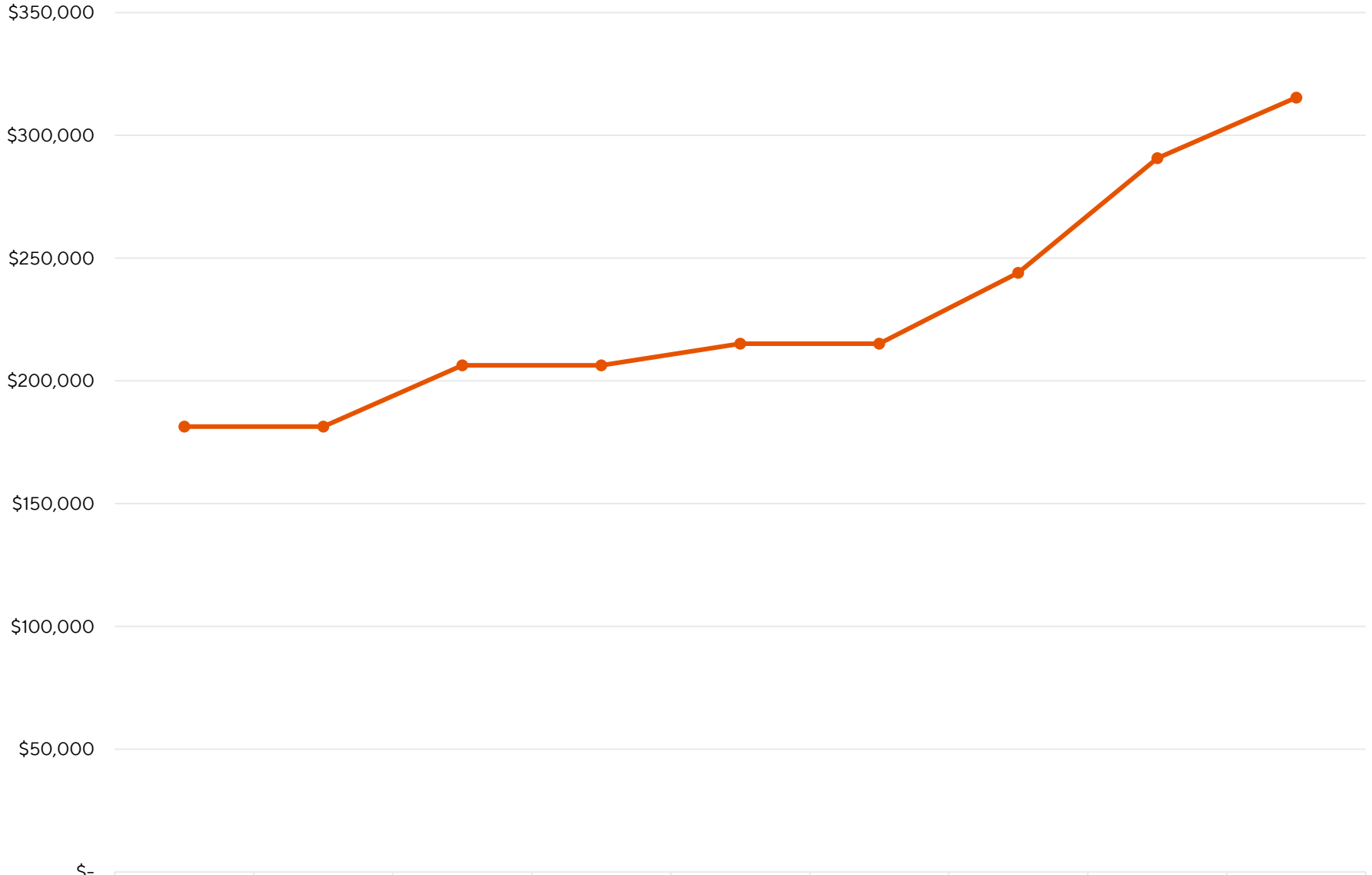


Total Funding	Total Funding	Total Funding	Total Funding	Total Funding	Total Funding	Total Funding	Total Funding	Total Funding
2015	2016	2017	2018	2019	2020	2021	2022	2023

District 5: Sustained Support Applications and Award Counts by Year

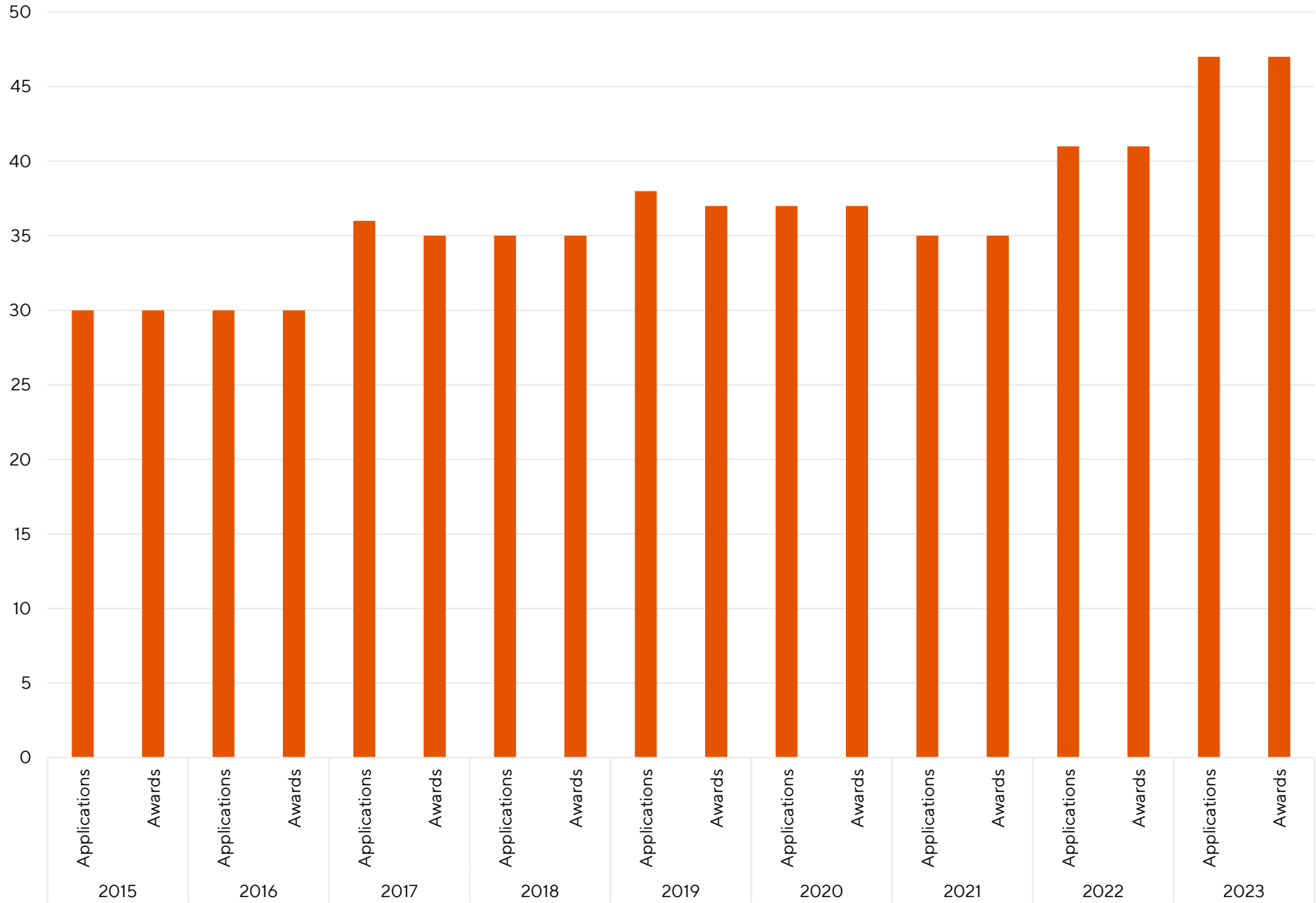


District 6: Combined Sustained Support by Year

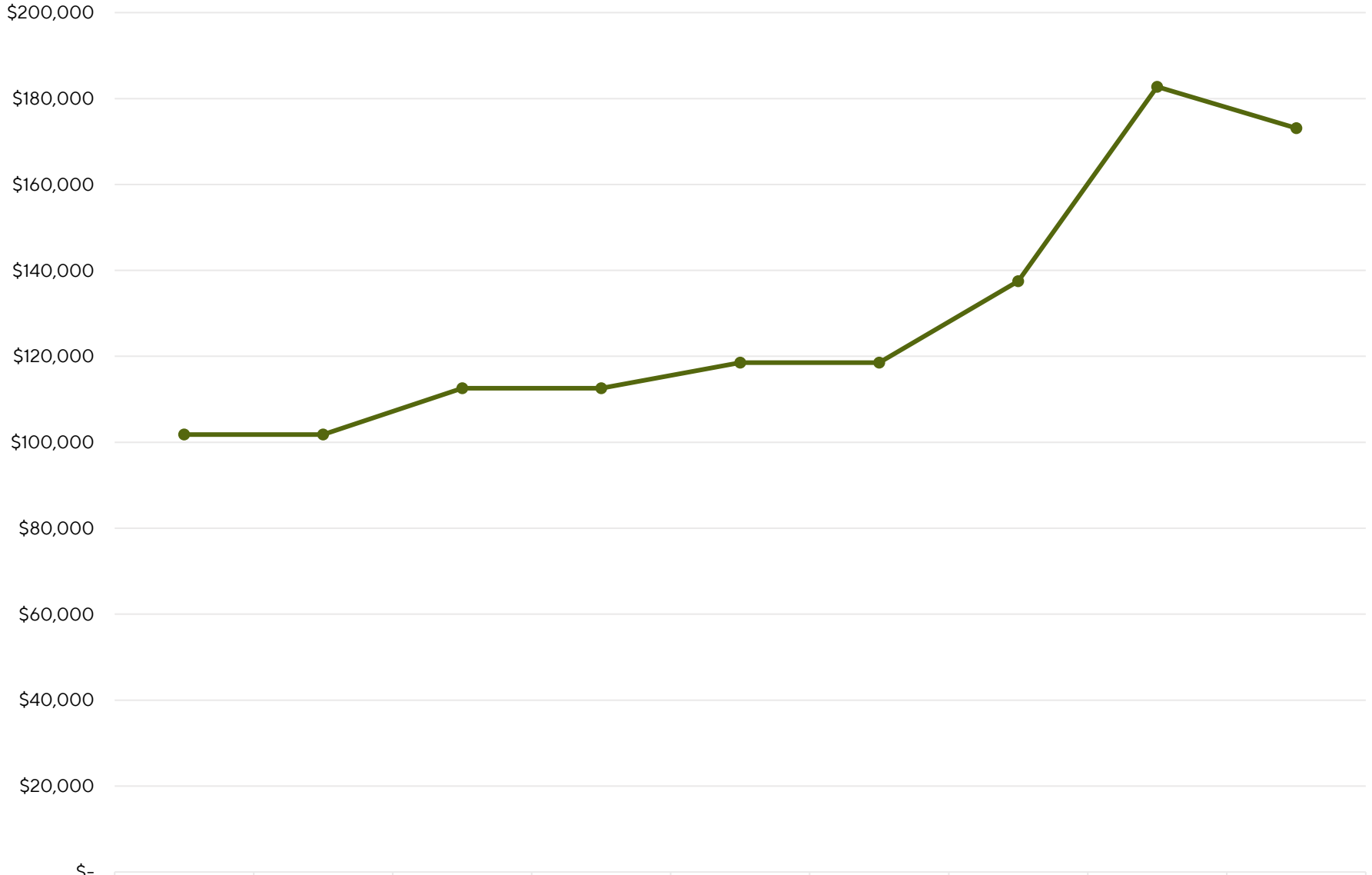


Total Funding	Total Funding	Total Funding	Total Funding	Total Funding	Total Funding	Total Funding	Total Funding	Total Funding
2015	2016	2017	2018	2019	2020	2021	2022	2023

District 6: Sustained Support Applications and Award Counts by Year

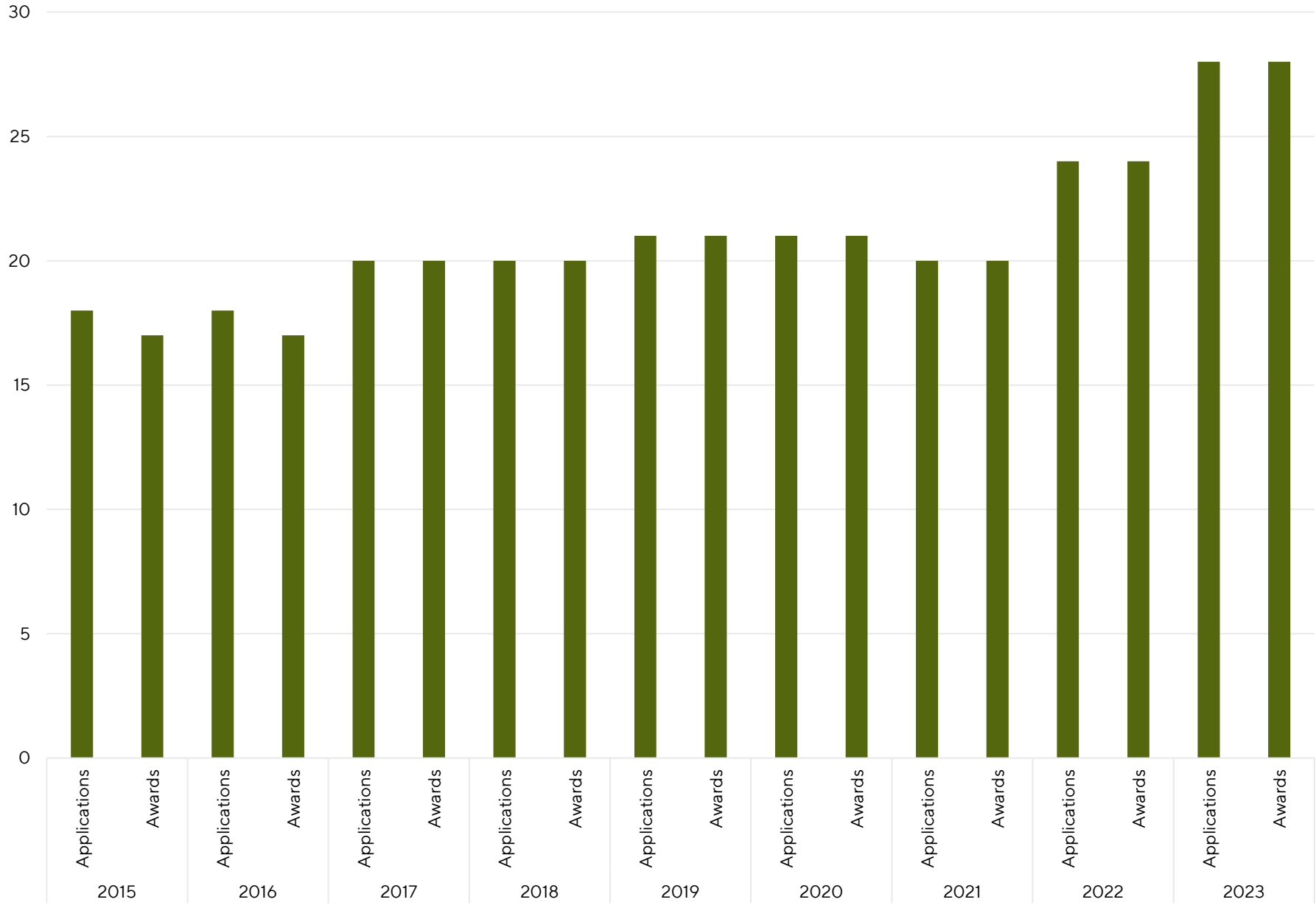


District 7: Combined Sustained Support by Year

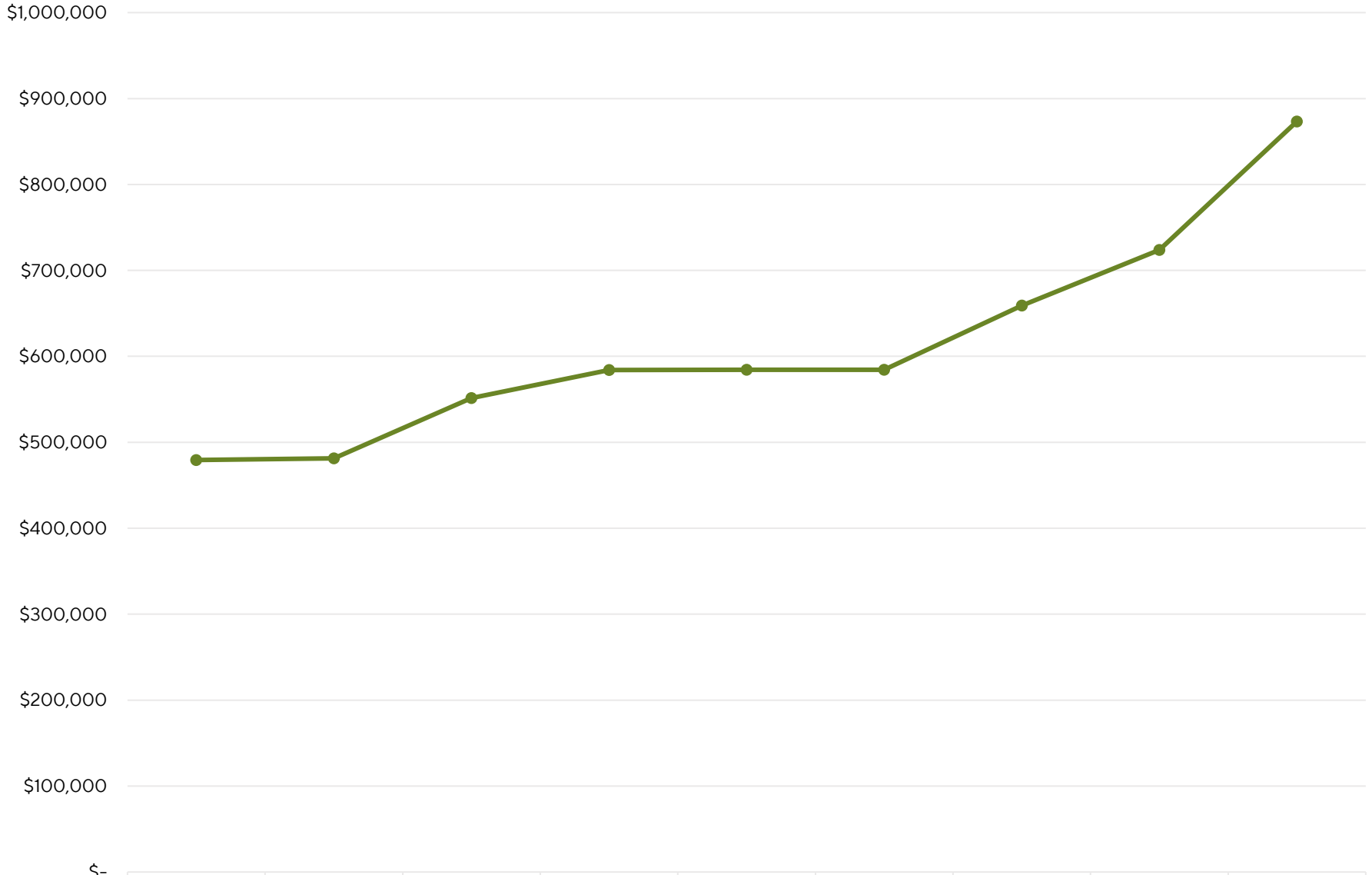


Total Funding	Total Funding	Total Funding	Total Funding	Total Funding	Total Funding	Total Funding	Total Funding	Total Funding
2015	2016	2017	2018	2019	2020	2021	2022	2023

District 7: Sustained Support Applications and Award Counts by Year

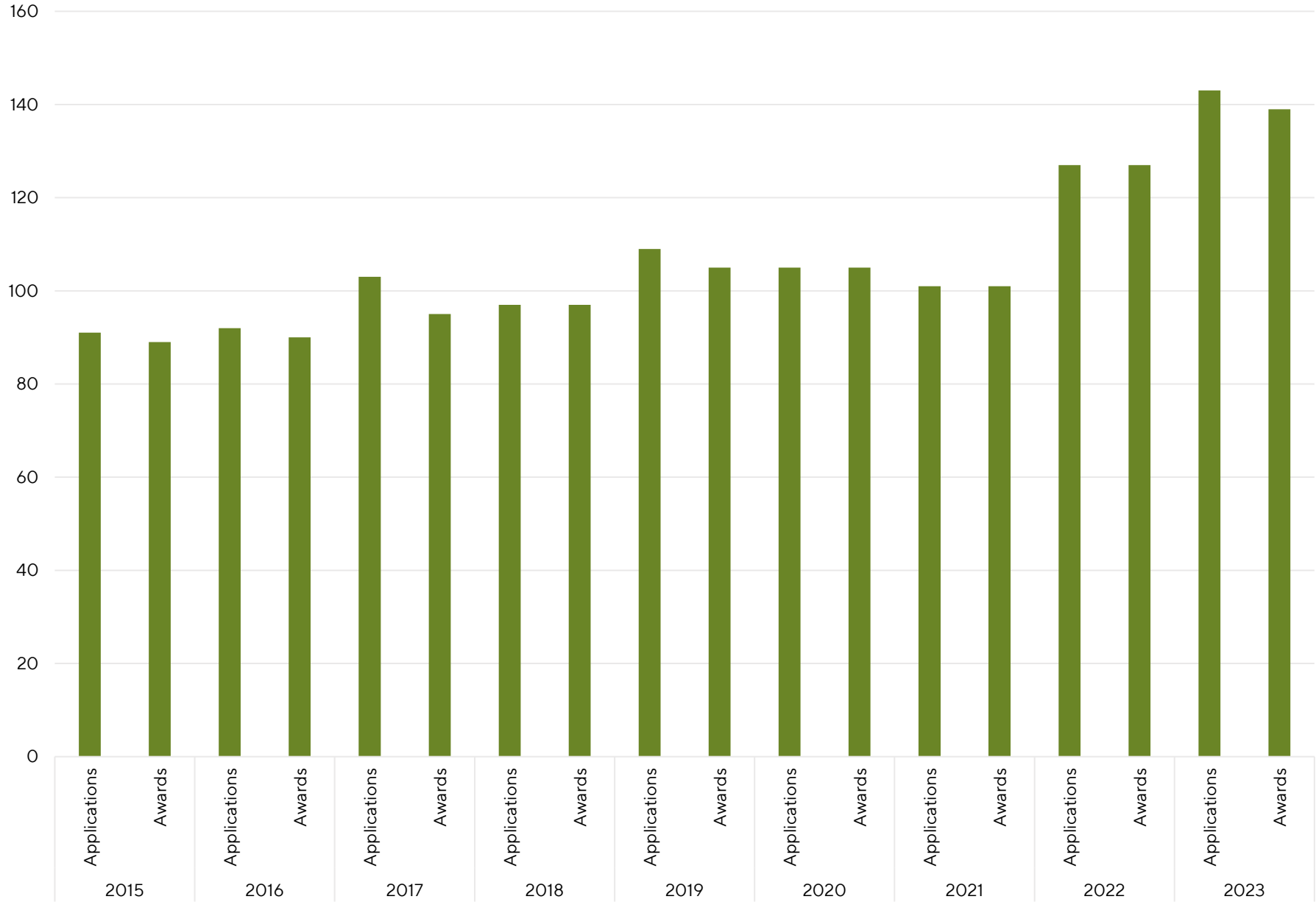


District 8: Combined Sustained Support by Year

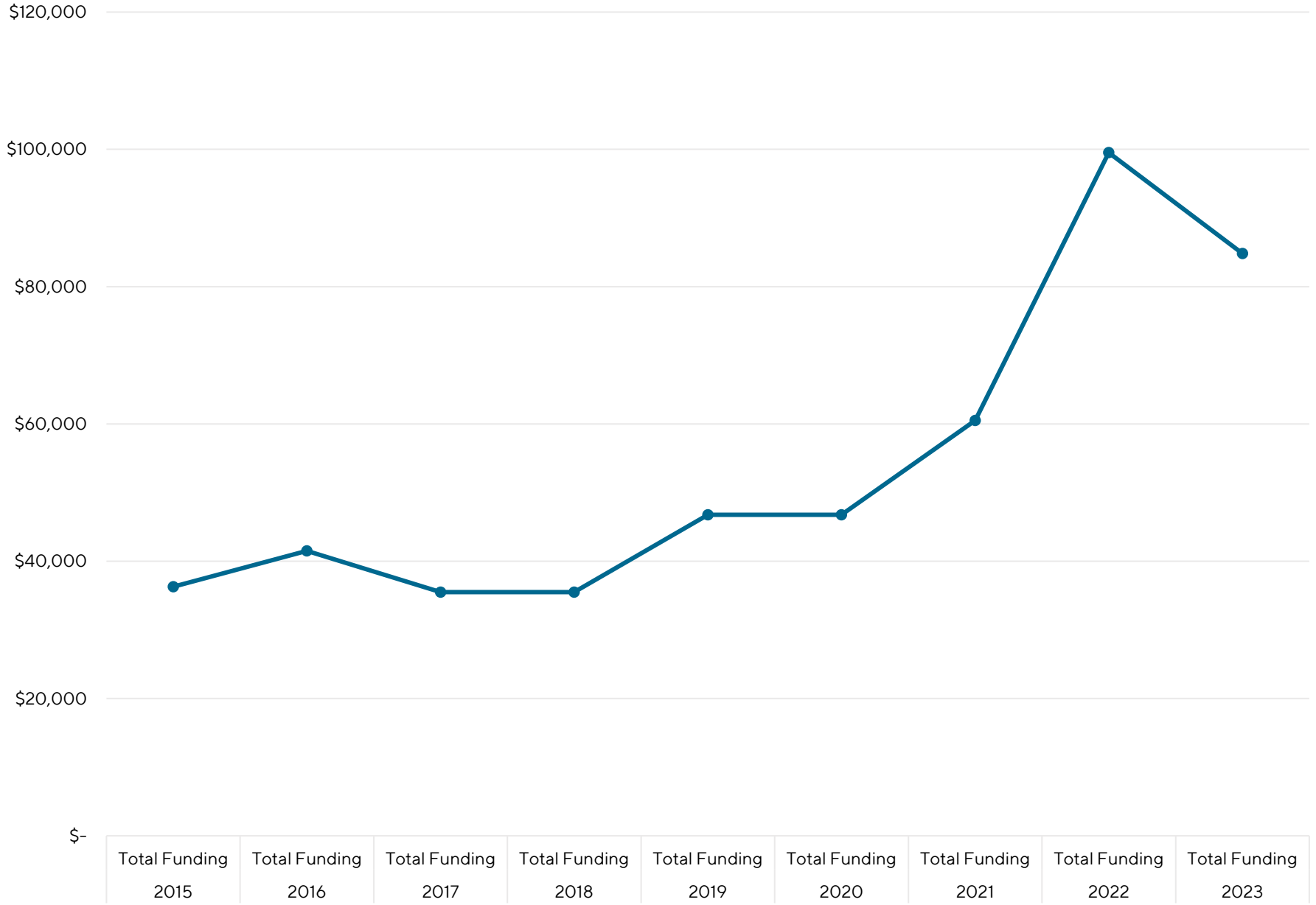


Total Funding	Total Funding	Total Funding	Total Funding	Total Funding	Total Funding	Total Funding	Total Funding	Total Funding
2015	2016	2017	2018	2019	2020	2021	2022	2023

District 8: Sustained Support Applications and Award Counts by Year



District 9: Combined Sustained Support by Year



District 9: Sustained Support Applications and Award Counts by Year

