

June 2014 Service Change

Administrative Changes and Changes in Service Change Ordinance with Spring 2013 Performance Data

Changes in Service Change Ordinance

Route	Seattle Core	Peak		Off Peak		Night		Action	Basis for Change
		Rides/PlatHr	PassMi/PlatMi	Rides/PlatHr	PassMi/PlatMi	Rides/PlatHr	PassMi/PlatMi		
22	No	15.6	2.8	13.1	2.4	7.8	1.2	Discontinue route	Lower performing
37	Yes	21.3	8.1					Discontinue route	Lower performing
55	Yes	30.6	12.7					Revise the service levels on Route 55 to operate six morning trips and five afternoon trips during the weekday peak hours	Lower performing; fails both peak criteria; WSDOT-funded trips
57	Yes	32.9	13.2					Discontinue route	Lower performing; fails one peak criterion
113	Yes	27.9	12.3					Discontinue route	Lower performing; fails one peak criterion
118EX	Yes	21.0	10.2					Revise the service levels on Route 118 Express to operate one morning trip and one afternoon trip	Lower performing
121	Yes	20.4	9.0					Revise the service levels on Route 121 to operate six morning trips and seven afternoon trips during the weekday peak hours	Lower performing; fails both peak criteria; WSDOT-funded trips

Administrative Changes

17EX	Yes	54.3	18.7					Discontinue one PM trip	WSDOT-funded trips (18EX)
18EX	Yes	51.3	18.7					Discontinue one PM trip	WSDOT-funded trips; fails one peak criterion
21EX	Yes	36.8	15.0					Discontinue one AM trip and one PM trip	WSDOT-funded trips
21	Yes	39.7	13.5	32.4	10.7	20.8	7.0	Discontinue service after approximately 10:00 PM	Lower performing
56EX	Yes	36.4	14.1					Discontinue two AM trips and two PM trips	WSDOT-funded trips; fails one peak criterion
116EX	Yes	19.7	8.6					Discontinue one AM trip and two PM trips	Lower performing; fails one peak criterion
120	Yes	39.5	17.8	46.8	21.6	36.6	17.5	Discontinue two AM trips and two PM weekday peak period trips	WSDOT-funded trips
122	Yes	22.8	10.9					Discontinue two AM trips and two PM trips	Lower performing
123	Yes	26.1	16.3					Discontinue one AM trip and two PM trips	Lower performing; fails both peak criteria
125	Yes	35.8	14.5	28.9	12.9	20.5	8.9	Discontinue Saturday service and discontinue evening service after approximately 9:00 PM	Lower performing
128	No	33.8	10.9	35.4	12.0	17.2	5.8	Discontinue evening service after approximately 10:30 PM	Lower performing after 10:30 PM

Route	Seattle Core	Peak		Off Peak		Night		Action	Basis for Change
		Rides/PlatHr	PassMi/PlatMi	Rides/PlatHr	PassMi/PlatMi	Rides/PlatHr	PassMi/PlatMi		
131	Yes	40.3	16.8	32.5	13.1	23.6	10.6	Revise evening service frequency to operate hourly after 7:00 PM and discontinue service after approximately 11:00 PM	Lower performing
132	Yes	36.3	14.8	28.3	12.1	20.3	8.8	Revise evening service frequency to operate hourly after 7:00 PM and discontinue service after approximately 11:30 PM	Lower performing
358EX / E Line	Yes	52.3	22.2	60.7	24.5	44.6	18.8	Discontinue four AM trips and five PM peak period trips, and revise Sunday service frequency to operate approximately every 20 minutes.	WSDOT-funded trips (peak periods)

Performance Thresholds by Time Period and Market


Spring 2013 Thresholds for Routes that DO NOT serve Seattle Core	Peak		Off Peak		Night	
Bottom 25%	12.1	2.4	12.0	2.7	10.9	2.6
Bottom 50%	18.6	5.3	18.0	4.9	15.2	4.5
Top 25%	24.1	7.4	24.5	7.9	18.8	6.3


Spring 2013 Thresholds for Routes that serve Seattle Core	Peak		Off Peak		Night	
Bottom 25%	24.0	10.7	32.6	9.8	21.4	6.3
Bottom 50%	35.9	13.4	45.7	12.4	26.6	8.0
Top 25%	47.3	16.6	51.3	15.4	34.9	10.8


June 2014 Service Change Impacts: North

AFFECTED ROUTES

Administrative Route Changes


 E Line - discontinue 4 AM and 5 PM trips, revise Sunday service frequency

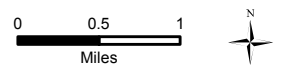
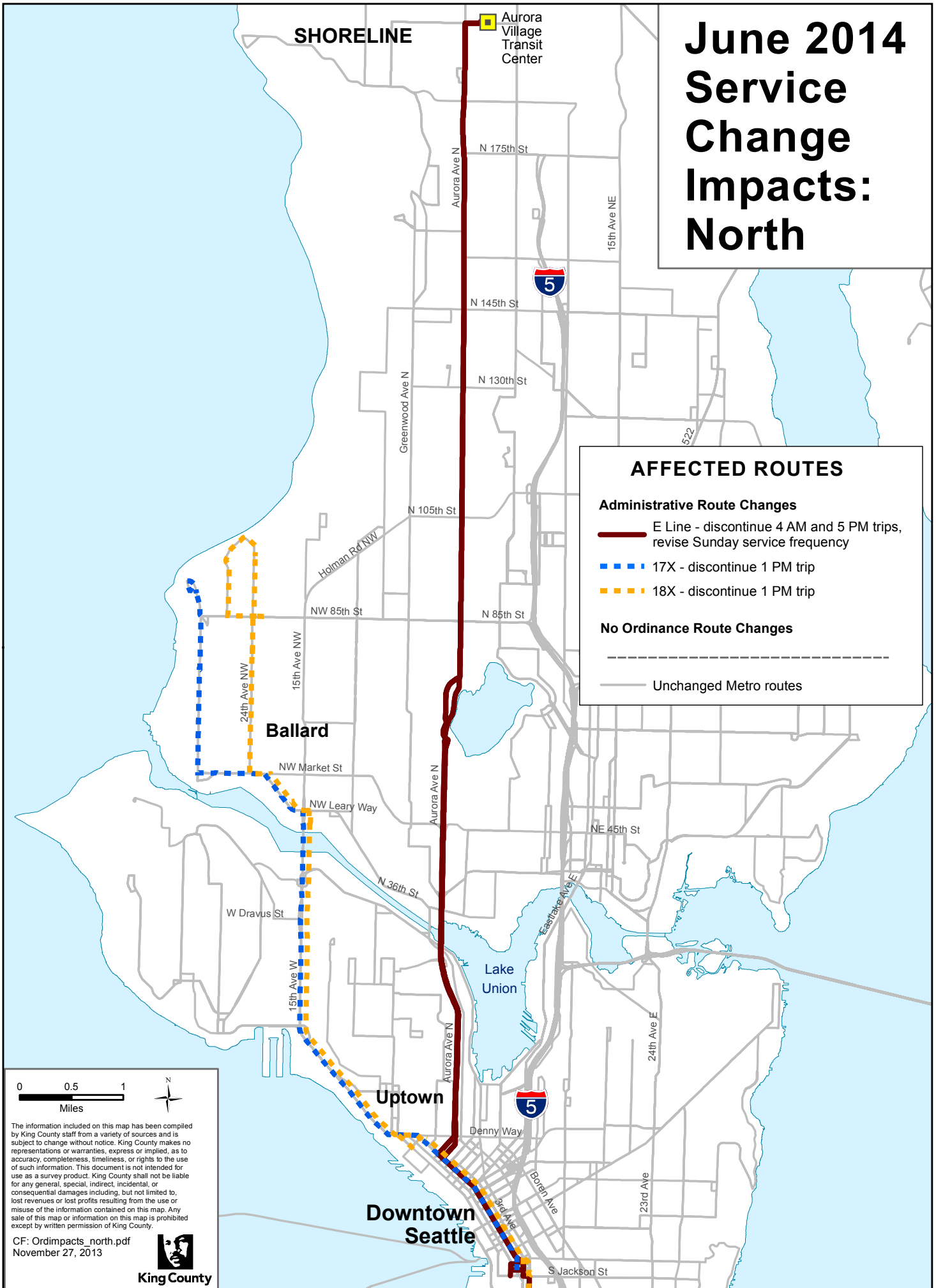
 17X - discontinue 1 PM trip

 18X - discontinue 1 PM trip

No Ordinance Route Changes

 Unchanged Metro routes

 Unchanged Metro routes

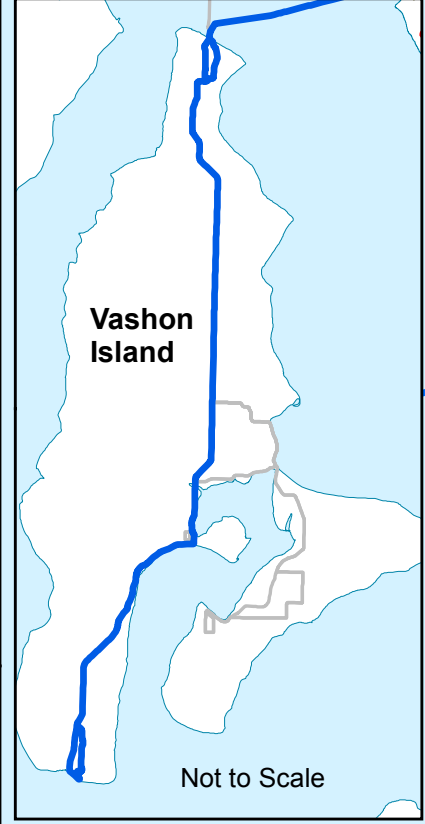


The information included on this map has been compiled by King County staff from a variety of sources and is subject to change without notice. King County makes no representations or warranties, express or implied, as to accuracy, completeness, timeliness, or rights to the use of such information. This document is not intended for use as a survey product. King County shall not be liable for any general, special, indirect, incidental, or consequential damages including, but not limited to, lost revenues or lost profits resulting from the use or misuse of the information contained on this map. Any sale of this map or information on this map is prohibited except by written permission of King County.

CF: Ordimpacts_north.pdf
November 27, 2013



June 2014 Service Change Impacts: South



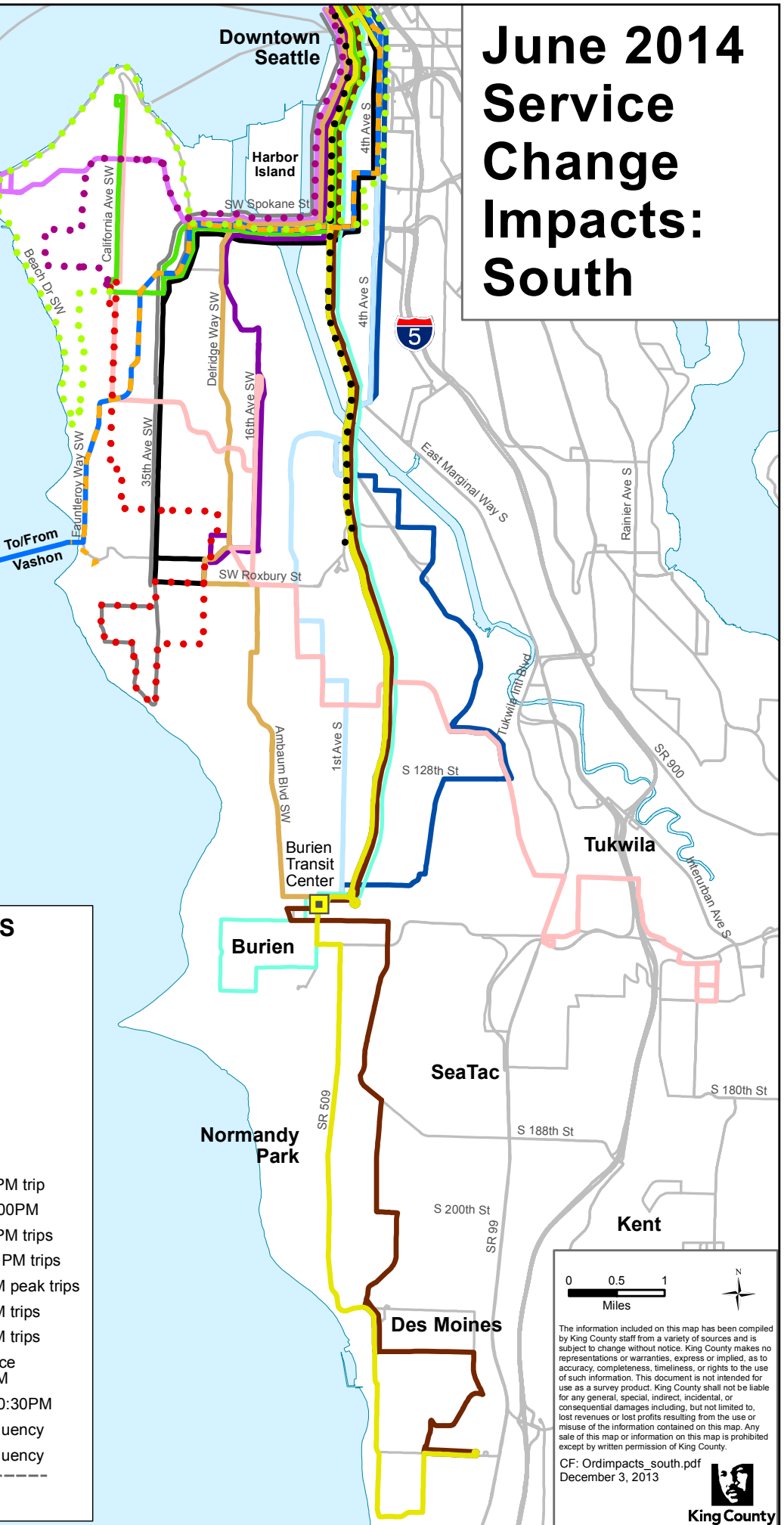
AFFECTED ROUTES

Ordinance Route Changes

- 22 - deleted
- 37 - deleted
- 57 - deleted
- 113 - deleted
- 55 - revised service levels
- 118EX - revised service levels
- 121 - revised service levels

Administrative Route Changes

- 21EX - discontinue 1 AM and 1 PM trip
- 21 - discontinue service after 10:00PM
- 56EX - discontinue 2 AM and 2 PM trips
- 116EX - discontinue 1 AM and 2 PM trips
- 120 - discontinue 2 AM and 2 PM peak trips
- 122 - discontinue 2 AM and 2 PM trips
- 123 - discontinue 1 AM and 2 PM trips
- 125 - discontinue Saturday service and evening service after 9:00PM
- 128 - discontinue service after 10:30PM
- 131 - revise evening service frequency
- 132 - revise evening service frequency
- Unchanged Metro routes



0 0.5 1
Miles

The information included on this map has been compiled by King County staff from a variety of sources and is subject to change without notice. King County makes no representations or warranties, express or implied, as to accuracy, completeness, timeliness, or rights to the use of such information. This document is not intended for use as a survey product. King County shall not be liable for any general, special, indirect, incidental, or consequential damages including, but not limited to, lost revenues or lost profits resulting from the use or misuse of the information contained on this map. Any sale of this map or information on this map is prohibited except by written permission of King County.

CF: Ordimpacts_south.pdf
December 3, 2013

King County