



**KING COUNTY**

1200 King County Courthouse  
516 Third Avenue  
Seattle, WA 98104

**Signature Report**

**January 15, 2008**

**Ordinance 16004**

**Proposed No.** 2007-0561.2

**Sponsors** Ferguson

1 AN ORDINANCE relating to the 2007 levy of property  
2 taxes in King County for collection in the year 2008;  
3 and amending Ordinance 15991, Sections 1, 2 and 3.  
4

5 BE IT ORDAINED BY THE COUNCIL OF KING COUNTY:

6 SECTION 1. The county assessor of King County has certified to the  
7 metropolitan King County council that the assessed valuation of the County of King as  
8 finally equalized amounts to \$((339,426,558,980)) 339,460,186,280.

9 SECTION 2. The metropolitan King County council imposes the levies necessary  
10 to fund estimated expenditures for the year 2008 as listed in this section. These amounts  
11 do not include the total of estimated revenues from sources other than taxation, including  
12 available surplus and such expenditures as are to be net from bond warrant issues. In  
13 accordance with state law, the King County assessor calculated a sum for property taxes  
14 available to the county related to new construction, improvements to property, refunds  
15 and any increase in the assessed value of state assessed property. In calculating the  
16 amount of regular property tax monies needed, the council was cognizant of these sums  
17 and they are therefore included in the following levy totals.

18	<u>FUND</u>	<u>TAX</u>
19	COUNTY	
20	CURRENT EXPENSE	\$((260,336,544)) <u>260,317,683</u>
21	HUMAN SERVICES FUND/MENTAL HEALTH	\$((5,315,403)) <u>5,328,411</u>
22	VETERANS AND HUMAN SERVICES	\$14,366,946
23	VETERANS' AID	\$((2,391,931)) <u>2,397,784</u>
24	INTER-COUNTY RIVER IMPROVEMENT	\$50,000
25	BOND REDEMPTION – LIMITED	\$20,104,725
26	AFIS	\$17,468,824
27	UNLIMITED G.O. BONDS	\$40,000,000
28	CONSERVATION FUTURES	\$15,755,647
29	EMERGENCY MEDICAL SERVICES	\$((101,827,968)) <u>101,838,056</u>
30	PARKS	\$((16,971,328)) 16,973,008
31	PARKS EXPANSION	\$((16,971,328)) 16,973,008
32	TOTAL COUNTY	\$((511,560,644)) <u>511,574,092</u>
33	UNINCORPORATED COUNTY – ROADS	\$81,135,147
34	<u>SECTION 3.</u> The metropolitan King County council certifies the levies of the	
35	following taxing districts:	
36	PORT OF SEATTLE	\$75,899,369
37	CITIES AND TOWNS	
38	ALGONA	\$600,929
39	AUBURN (King County portion only)	\$((8,455,792)) <u>8,455,953</u>
40	BEAUX ARTS VILLAGE	\$135,798

Ordinance 16004

---

41	BELLEVUE	\$28,903,886
42	BLACK DIAMOND	\$949,099
43	BOTHELL (King County portion only)	\$((4,415,600)) <u>4,414,755</u>
44	BURIEN	\$5,303,097
45	CARNATION	\$((232,074)) <u>232,074</u>
46	CLYDE HILL	\$816,628
47	COVINGTON	\$1,970,600
48	DES MOINES	\$4,364,359
49	DUVALL	\$1,191,552
50	ENUMCLAW	\$2,190,852
51	FEDERAL WAY	\$9,300,000
52	HUNTS POINT	\$250,439
53	ISSAQUAH	\$7,615,500
54	KENMORE	\$3,876,913
55	KENT	\$27,225,624
56	KIRKLAND	\$14,562,193
57	LAKE FOREST PARK	\$2,703,875
58	MAPLE VALLEY	\$2,680,521
59	MEDINA	\$2,191,253
60	MERCER ISLAND	\$((10,169,805)) <u>10,095,031</u>
61	MILTON (King County portion only)	\$((128,003)) <u>127, 936</u>
62	NEWCASTLE	\$3,826,471
63	NORMANDY PARK	\$1,378,718

Ordinance 16004

---

64	NORTH BEND	\$925,505
65	PACIFIC (King County portion only)	\$453,770
66	REDMOND	<del>\$((19,232,910))</del> <u>18,737,873</u>
67	RENTON	\$25,231,267
68	SAMMAMISH	\$19,509,266
69	SEATAC	\$11,220,799
70	SHORELINE	\$9,135,600
71	SKYKOMISH	\$51,850
72	SNOQUALMIE	\$4,247,432
73	TUKWILA	\$11,400,000
74	WOODINVILLE	\$2,860,000
75	YARROW POINT	\$449,447
76	TOTAL CITIES AND TOWNS	<del>\$((250,157,427))</del> <u>249,586,865</u>
77	FIRE DISTRICTS	
78	2	<del>\$((7,626,576))</del> <u>7,628,336</u>
79	4	\$10,411,630
80	10	\$5,852,946
81	11	<del>\$((4,214,621))</del> <u>4,229,823</u>
82	13	\$2,068,830
83	14	\$882,855
84	16	\$4,315,390
85	17	\$348,333
86	20	<del>\$((2,533,201))</del> <u>2,533,378</u>

---

Ordinance 16004

---

87	24		\$10,422
88	25		\$1,550,890
89	27		\$1,555,819
90	28		\$841,846
91	31		\$21,750
92	34	\$((6,720,736))	<u>6,718,210</u>
93	36		\$7,143,350
94	37	\$((6,907,793))	<u>7,684,078</u>
95	38	\$((1,654,434))	<u>1,654,254</u>
96	39	\$((22,291,970))	<u>22,287,253</u>
97	40		\$3,806,302
98	41		\$3,890,462
99	43	\$((7,725,393))	<u>7,681,780</u>
100	44		\$4,734,625
101	45		\$2,170,344
102	47		\$181,229
103	49 (King County portion only)	\$((29,123))	<u>65,530</u>
104	50		\$145,487
105	61 (King County portion only)	\$((6,545,148))	<u>6,564,055</u>
106	TOTAL FIRE DISTRICTS	\$((116,181,505))	<u>116,979,207</u>
107	MISCELLANEOUS		
108	CEMETERY DISTRICT NO. 1		\$98,946
109	CITY OF MILTON EMS LEVY		\$16,300

Ordinance 16004

---

110	FINN HILL PARK	\$151,579
111	HOSPITAL DISTRICT NO. 1	\$18,666,255
112	HOSPITAL DISTRICT NO. 2	\$23,779,709
113	HOSPITAL DISTRICT NO. 4	\$3,758,478
114	KING COUNTY FERRY	<del>\$((18,668,461))</del> <u>18,670,310</u>
115	KING COUNTY FLOOD CONTROL ZONE	<del>\$((33,942,656))</del> <u>33,946,019</u>
116	ISSAQUAH LIBRARY CAPITAL FACILITIES	<del>\$((605,000))</del> <u>703,946</u>
117	NORTHSHORE PARKS & REC (King County portion only)	<del>\$((403,882))</del> <u>403,910</u>
118	PIERCE COUNTY LIBRARY	<del>\$((36,208))</del> <u>36,045</u>
119	REDMOND LIBRARY CAPITAL FACILITIES	<del>\$((565,000))</del> <u>663,946</u>
120	SI VIEW METROPOLITAN PARK	\$1,135,183
121	RURAL LIBRARY (King County portion only)	<del>\$((91,375,736))</del> <u>91,373,924</u>
122	VASHON MAURY PARKS	\$998,355
123	TOTAL MISCELLANEOUS	<del>\$((194,201,748))</del> <u>194,402,905</u>
124	SCHOOLS	
125	AUBURN (King County portion only)	<del>\$((37,449,367))</del> <u>37,331,846</u>
126	BELLEVUE	\$72,219,000
127	ENUMCLAW	\$11,297,056
128	FEDERAL WAY	\$52,677,000
129	FIFE (King County portion only)	<del>\$((1,353,158))</del> <u>1,293,288</u>
130	HIGHLINE	\$58,097,653
131	ISSAQUAH	\$69,042,000
132	KENT	\$80,970,878

Ordinance 16004

---

133	LAKE WASHINGTON	\$84,200,000
134	MERCER ISLAND	\$14,003,134
135	NORTSHORE (King County portion only)	<del>\$((49,080,613))</del> <u>49,081,131</u>
136	RENTON	\$42,200,000
137	RIVERVIEW	\$9,057,850
138	SEATTLE	\$229,071,166
139	SHORELINE	\$38,120,587
140	SKYKOMISH	\$225,000
141	SNOQUALMIE VALLEY	\$17,490,000
142	TAHOMA	\$18,834,170
143	TUKWILA	\$12,489,203
144	VASHON	\$4,302,846

Ordinance 16004


---

145 TOTAL SCHOOLS \$((902,180,681)) 902,003,808  
146 GRAND TOTAL \$((2,131,316,521)) 2,131,581,393  
147

Ordinance 16004 was introduced on 10/22/2007 and passed as amended by the Metropolitan King County Council on 1/14/2008, by the following vote:


Yes: 9 - Ms. Patterson, Mr. Dunn, Mr. Constantine, Ms. Lambert, Mr. von Reichbauer, Mr. Ferguson, Mr. Gossett, Mr. Phillips and Ms. Hague  
No: 0  
Excused: 0

KING COUNTY COUNCIL  
KING COUNTY, WASHINGTON




Julia Patterson, Chair

ATTEST:



Anne Noris, Clerk of the Council

APPROVED this 23 day of JANUARY, 2008.



Ron Sims, County Executive

Attachments None

RECEIVED  
2008 JAN 24 AM 9:54  
CLERK  
KING COUNTY COUNCIL