



**King County**

**Budget and Fiscal Management Committee**

**STAFF REPORT**

<b>Agenda Item:</b>	5	<b>Name:</b>	Patrick Hamacher
<b>Proposed No.:</b>	PO 2011-0340	<b>Date:</b>	August 31, 2011

**SUBJECT:**

Proposed Ordinance 2011-0340 would make net supplemental appropriations of \$917,562 to various General Fund agencies, \$45.9 million to various non-General Fund agencies.

**BACKGROUND:**

The proposed ordinance would amend the 2011 budget ordinance. The county’s budget – including previously adopted requests and this proposal – is summarized in Table 1.

*Of this additional \$47 million in appropriation authority approximately \$43 million is revenue backed. Of the \$900k in additional general fund appropriation, almost \$800k is revenue backed. The remaining amounts come primarily from fund balances in various other non-general funds.*

**ANALYSIS:**

<b>PROVISO CHANGES</b>	<b>No Fiscal Impact</b>
------------------------	-------------------------

The Executive has proposed a number of date changes to provisos. These do not have a fiscal impact and are generally changes surrounding policy recommendations that the Executive wishes to time with or around the transmittal of the 2012 budget. In many cases, due to the Council recess and full Committee agendas, these new due dates are coming very quickly or in one case have already passed. These changes are:

- **Real Estate Services:** Change the due date for a report on expansion of advertising opportunities on county property from June 30 to August 31. Of note, this new due date will have already passed by the time the County Council could take action on this ordinance.
- **Mental Illness and Drug Dependency:** Change the due date on a report on the status and other key elements of Family Treatment Court, from May 15 to August 15. Note that this new proviso date was yesterday.
- **Surface Water Management:** Change the due date for the “fee credit” program report from July 31 to September 26. The Executive notes that the development of the replacement for the “two-year two-rate” fee is progressing well and they are

requesting the additional time to conduct further research with commercial land owners who may be impacted.

- **Facilities Management – Print Shop:** Change a due date for transmission of a policy requiring the County agencies to use the print shop from June 1 to September 30.

<b>GENERAL FUND</b>	<b>\$917,562</b>
---------------------	------------------

The total increase proposed in General Fund expenditures is \$917,562, of which \$786,613 is revenue-backed. The remaining \$130,949 would come from fund balance.

**Office of the County Executive - \$10,000**

The Office of the Executive is requesting \$10,000 to purchase a Customer Relationship Management (CRM) software package and 8-10 licenses for Executive Office Customer Service staff to enable improved collaboration, tracking, and performance measurement on resident responses, correspondence and service requests. This is the first proposed use of the \$100,000 Innovative and Customer Service Reserve. **There are no issues with this request.**

**King County Sheriff - \$55,000**

The Issaquah School District recently signed a contract with KCSO for a part-time School Resource Officer. This request is entirely revenue backed and will not lead to the need for additional FTE authority. **There are no issues with this request.**

**Records and Licensing Services – \$87,814**

The supplement requests \$87,814 and 3.5 new FTEs to establish an Enterprise Scanning Center (ESC), a self-supporting unit within the Records Management section in Records and Licensing Services (RALS). The ESC will take over the work that is currently done by a private vendor. The private vendor currently does the scanning without charge to the county in exchange for the digital images. Title companies rely on these scanned images as part of the real estate transaction process in King County. RALS staff report that the County's operation of the scanning service will provide the desired certainty that this important scanning function will continue uninterrupted in the future. Revenue estimates are based upon estimates of the number of documents that have been scanned in recent years. Based on their research, RALS is expecting to sell the scanned images for \$.012 per electronic image. These revenue assumptions appear reasonable, and would make this request fully revenue backed. **There are no issues with this request.**

**Prosecuting Attorney - \$51,653, 1.0FTE ( Revenue-Backed by Parks & SWD)**

The Parks & Recreation Division and the Solid Waste Division have identified the need for additional legal resources. They have jointly agreed to share the costs associated with a full Deputy Prosecuting Attorney. This position assumes a September 1 start date and would be fully revenue backed by the DNRP divisions. Parks and SWD do not need additional 2011 appropriation authority to fund this request. **There are no issues with this request.**

**Superior Court - \$295,000**

The Superior Court has been awarded \$295,000 in Trial Court Improvement Funds. This is a fully revenue backed request. The Court intends to use these funds for a number of projects, some of which are:

- A pilot project for early case resolution in family law cases.
- Installation of Reader Boards in the County’s three Superior Courthouses.
- Juvenile Justice Orientation Contracts
- A study of caseflow at the Involuntary Treatment Court at Harborview

**There are no issues with this request.**

**District Court - \$295,000**

The District Court has been awarded \$295,000 in Trial Court Improvement Funds. This is a fully-revenue backed request. The District Court intends to use the award to upgrades to the DC online records system.

**There are no issues with this request.**

**General Fund Transfers for Human Services - \$123,095**

This is a transfer to the Housing Opportunity Fund (HOF) to support human services provided by Solid Ground.

**There are no issues with this request.**

<b>NON-GENERAL FUND</b>	<b>\$45,851,905</b>
-------------------------	---------------------

**Cultural Development Authority (4Culture) – \$1,783,040**

The hotel tax revenues that support 4Culture are coming in significantly higher than when the budget was developed. This increase in appropriation authority will allow the County to continue to transfer the funds. This is an entirely revenue backed request. **There are no issues with this request.**

**Surface Water Management - \$49,169**

This fully revenue backed request will allow for the expansion of the FireWise program. This program educates community groups and land owners on forest fire safety. The expanded scope allows for additional forest safety classes and additional work days by work crews that do thinning and fire prevention. The request is backed by Federal Title III forestry funds. **There are no issues with this request.**

**DDES - \$(171,915)**

There are a number of changes to the DDES budget that result in a net disappropriation of \$171k. These changes include:

- Unused Energy Efficiency Conservation Block Grant funds that will be reprogrammed. (\$171,915)

- Transfer of a staffer to GIS Center (1.0FTE). A GIS expert from DDES is being transferred to the GIS Center where he will be part of a larger team. This will allow DDES to also benefit from other skill sets within GIS. This is a cost-neutral change for the County.

**There are no issues with this request.**

**Grants - \$22,786,846**

This appropriation will allow for the continuation of grants that are being carried over from previous years. These expenditures are backed by previous grant awards. The next item is also a grant carryover request for a different fund. **There are no issues with this request.**

**Federal Housing & Community Development - \$22,161,438**

Similar to the last item, this appropriation provides authority for federal housing and community development programs backed by previous grants to be continued. **There are no issues with this request.**

**Solid Waste - \$86,707**

There are two additions to the Solid Waste budget proposed in this supplemental. They are both funded by the previously cancelled energy efficiency block grant funds discussed earlier in the staff report. These additions are:

- Green Schools \$41,707: this project will assist with recycling and energy conservation at schools currently on the waiting list for assistance.
- Greenhouse Gas Inventory \$45,000: this project will provide additional greenhouse gas work within the existing project. This additional work will include updating data and fund a measurement project.

**There are no issues with this request.**

**Geographic Information Systems - \$215,637 (Revenues of \$89,501)**

There are actually two changes to the GIS budget proposed in this ordinance. The first is the other side of the transaction from the employee transferred from DDES. This is cost neutral to the County but does require expenditure authority of \$69,501, and 1.0FTE.

The second change is a centralizing of the County's GIS products. The Executive proposes to implement a new three year contract for an enterprise wide GIS license agreement. This has upfront costs of \$146,136, but will lead to cost savings compared to each of the county agencies acquiring their own licenses. In talking to other council staff, this item has been discussed at the GIS Technical Committee level for a number of years and is viewed as a positive step.

<b>CAPITAL PROGRAMS</b>
-------------------------

**Conservation Futures**

The proposed omnibus ordinance proposes a number of changes to Conservation Futures projects, consistent with recommendations by the Conservation Futures Citizen Committee. The proposed changes include removing funding from abandoned or

completed projects and reallocating the funding to other projects. The proposed changes include:

- Removing \$563,000 from the Walker Preserve Project which has been abandoned by Normandy Park. This amount would be reallocated to Normandy Park's Beaconsfield-on-the-Sound project instead. Staff was informed of a potential lawsuit to stop the Beaconsfield-on-the-Sound project and asked whether the project would be delayed as a result. Executive staff indicated that the reallocated funds would be used to continue working with willing sellers and no delay is anticipated as a result of the potential lawsuit.
- Removing \$125,000 from the 40<sup>th</sup> Place Greenbelt Project which has been abandoned by Lake Forest Park. Of these funds, \$30,000 would be reallocated to the Thornton Creek Natural Area project, \$30,000 to the Lake City Urban Village Project, and \$65,000 to the Transfer-of-Development Rights (TDR) Partnership. Staff asked whether the \$65,000 proposed to be allocated to the TDR Partnership could have been transferred to other projects in Lake Forest Park or surrounding areas. According to Executive staff, there are no other projects identified in Lake Forest Park that could benefit from the funding and, as noted above, a total of \$60,000 is being allocated to Thornton Creek and Lake City projects.
- Removing \$200,000 from Carnation Farmland Project. This project was completed significantly under budget. Of the excess \$200,000, \$130,000 is proposed for reallocation to the Lower Cedar River Conservation Project and the remaining \$70,000 will be allocated to the TDR Partnership. Staff asked whether other projects in the vicinity of Carnation could have been prioritized for funding –Executive staff indicated that all projects in District 3 are fully funded, while the Lower Cedar River project has a funding shortfall.
- Removing \$92,348 from the Sammamish Valley – Zante project and \$100,000 from the Sammamish Valley Farm project. According to the transmittal materials, these projects have been abandoned due to lack of agreements with the landowners. The \$192,000 would be transferred to the Farmers Market TDR project.
- Removing \$18,800 from the Chinook Bend Natural Area project which has been abandoned due to lack of agreement with the landowner. The \$18,810 would be transferred to the Tolt River Natural Area Project.
- Removing \$486,209 from the Cottage Lake Creek project due to lack of agreement with the landowner. The \$486,209 will be transferred to the Cottage Lake/Bear Creek project, which has willing sellers.
- Removing \$92,348 from the Sammamish Valley – Zante project and \$100,000 from the Sammamish Valley Farm project. These projects have been abandoned due to lack of agreements with the landowners. The \$192,000 would be transferred to the Farmers Market TDR project.

- Removing \$175,000 from Jones Lake project which has been abandoned by Black Diamond. This amount would be transferred to the Green River Natural Area Project about two miles south of Jones Lake.
- Removing \$245,000 from White River Puget Sound Energy Corridor Project, which has not made progress. The \$245,000 would be transferred to the King County White River Pinnacle Peak/Red Creek Project, located about one mile up the river.
- Removing \$127,189 from the Taylor Mountain Forest Inholdings project. King County was able to acquire one of two 40-acre properties, but could not reach agreement with the owners of the second property. The remaining funding will be transferred to the Lower Cedar River Conservation Project five miles away.

**There are no issues with this request.**

### **Parks & Recreation**

The proposed ordinance would also appropriate \$150,000 (backed by state Youth Athletic Facility grant funds) to support Phase II trail development at the Duthie Hill Mountain Bike Park. Parks is partnering with Evergreen Mountain Bike Alliance (EMBA) to design and construct the course. The contract with EMBA began in 2007 and runs through December 2012. The agreement calls for EMBA to provide 4,000 hours of volunteer labor and in-kind services, as well as helping maintain the facility “in the long-term.” Note that the existing contract runs through next year and covers the construction period only. When construction is complete, Parks plans to enter into a five-year maintenance agreement with EMBA.<sup>1</sup> Parks and EMBA would potentially enter into a longer-term agreement after that contract expires.

The county, meanwhile, is currently required by the current construction contract (and would presumably be required by the subsequent maintenance contract) to maintain historical levels of maintenance at the site. Performance, Strategy and Budget staff indicated that Parks does not anticipate any problems continuing existing levels of maintenance in the future. **There are no issues with this request.**

### **Elections Voter Outreach Center Tenant Improvements – \$418,183**

This proposal includes a \$418,183 request to make tenant improvements to remodel former cafe space in the Elections Building. (The café lease ended in October 2010 and the area was vacated by the tenant.) Improvements would create a Voter Outreach Center that is intended to increase accessibility for disabled voters and security for voters opting to use voting booths. (This building is one of three voting centers in the county, with another in Bellevue and one in Union Station.)

This project was first proposed in the first quarter omnibus approved by the Council in May of this year. At that time, the cost was proposed to be \$491,000. The Council did

---

<sup>1</sup> The King County Council approves contracts with terms five years or longer, so under this proposal the initial five-year maintenance contract would not come before the Council for approval.

not approve this project due to questions regarding the use of Elections operating funds for the capital project.

The \$72,000 reduction in the estimated cost of the project is associated with the elimination of furniture/fixture/equipment costs and estimated contingency, as well as some associated project management time.

In 2010, Elections moved \$280,000 in General Fund supported operating dollars to the Building Repair and Replacement Fund (BR&R) for the project. This proposal uses an additional \$138,183 in 2011 Elections operating expenditure authority for the project. The effect of the proposal is that Council approved budget authority to conduct Elections work was and would be diverted to this capital project.

The original proposal assumed that contractors and subcontractors working on the ESCO energy project would do the work as part of the previously approved contract to amend HVAC in the building. The workers were to be onsite through June when Elections personnel were scheduled to reoccupy the building. (Elections operations were moved to the Airport as a precaution for possible flood mitigation from the Howard Hanson dam.) The current proposal assumes that preliminary design work will be reviewed and updated as necessary by an on-call mechanical engineering firm as a work order. The construction is proposed to be implemented by a job order contractor.

Note: The transmitted project number has transposed numbers and will require a technical amendment.

**There are no issues with this request.**

### **Yesler Building Repairs**

- **Yesler Building Fire Repair – (\$335,000):**

The Executive proposes to disappropriate a CIP project that was approved in the first quarter omnibus to make repairs from the electrical related fire that occurred in the Yesler Building on November 30, 2010. The \$335,000 project included the \$250,000 insurance deductible amount and an additional \$85,000 insurance reimbursement for the necessary repairs. (The insurance reimbursement is anticipated to be received by the county this month.) The deductible amount was to be revenue backed by FMD fund balance.

The Executive proposes to account for the project in the FMD ISF rather than in a capital project appropriation. According to the Executive, the internal service fund has available expenditure authority to cover the deductible amount within its existing appropriation authority. The net impact is that there will be a \$250,000 draw down of FMD fund balance. **There are no issues with this request.**

- Yesler Floor Finishes– (\$98,194):

The Executive proposes to disappropriate a Major Maintenance Reserve Fund (MMRF) project based on potential mothballing of the Yesler Building as a result of the proposed short term space planning moves. (The moves are funded in PO 2011-0285 and are based upon recommendations in the Real Estate Asset Management Plan.) The timeline to move Yesler Building upper floor tenants to mothball those floors is June 30, 2012.

Life-to-date appropriations for the project are \$538,000 and life-to-date expenditures are \$440,000. The Executive proposes to "zero out" the remaining budget, which would no longer provide funding for floor finishing in the building's remaining usable floors. The net impact is that \$98,194 will return to MMRF fund balance. **There are no issues with this request.**

**Surface Water Management \$354,545**

This is a revenue backed request funded by the King County Flood Control District to fund emergency projects undertaken as part of the 2010-2011 wet season flooding. These are a portion of the County's Sub-Regional Opportunity Funds for 2011. At the August 16, BFM meeting CM Hague asked for a listing of the projects that would be funded by this request. That listing is included below.

Project	Amount
Tate Creek Alignment (Sediment Removal @N Fork Rd)	200,000
Holmes Point Sinkhole @ NE 62nd St.	40,000
Horseshoe Lake Infiltration	80,000
Fairwood Park Division 4 & 11 Sinkhole Repair	34,545
<b>Total</b>	<b>354,545</b>

**Public Safety Projects**

There are two public safety related projects included in this ordinance. In total, they amount to \$214,642 with \$115,208 in revenue backing from an energy efficiency block grant. These projects are:

- Ballistic Renovation @ Ravensdale Gun Range \$99,434 would provide safety improvements at the Ravensdale gun range. These improvements will prevent the potential risk of errant bullets entering an adjacent property. **There are no issues with this request.**
- Improvements to Heating & Cooling systems at the NMRJC \$115,208 with \$115,208 in associated revenue. This project will allow FMD to replace damaged heat wheels (energy efficient heat exchangers) at the NMRJC. **There are no issues with this request.**



### **Solid Waste \$113,712**

This is an increase in appropriation authority in the BAN program within SWD to allow for the issuance costs associated with the SWD bond program. Expenses funded by this appropriation include bond counsel, financial advisement and underwriting. **There are no issues with this request.**

### **AMENDMENT:**

The chair has directed staff to draft a striking amendment with a number of changes to this ordinance. These changes are discussed below.

#### *Technical Changes:*

- Adjust the capital appropriation for the Elections Building upgrades to correct a technical error in drafting the ordinance.
- Increase the budget for the Hearing Examiner by \$5,990 to correct a previous error.

#### *IT Prepayment of Professional Services \$2.4 million:*

Cisco provides annual technical support for hardware maintenance to the County. As part of its contract with the State of Washington and subsequent partnership with King County, Cisco has made available competitive pricing that would allow the County to pre-pay the next five years of hardware maintenance and save substantial amounts of money over that timeframe. This is part of KCIT's plan to be more efficient and provide constant levels of service at more inexpensive prices.

Under the plan submitted by the Executive, KCIT would pre-pay the 2012-2016 contracts for Cisco maintenance at a total cost of \$2.6 million. This is roughly \$600,000 less than the current projections, if the County were to continue the practice of annually contracting for these services. The KCIT fund will generate cash for this request via an interfund loan that would be paid back with future user charges from other county agencies. The interest on this loan will erode some of the savings, but borrowing rates from the investment pool are expected to be very low over the next several years. The difference between the \$2.4 million request and the \$2.86 million payment will be covered by existing appropriations.

#### *Programs to Reduce Gang Violence:*

There have been numerous stories in the press recently of increases in gang related violence, particularly in South King County. While the majority of this activity has occurred within the boundaries of incorporated cities, King County, as operator of the regional criminal justice system is impacted by increases in crime and incurs additional costs. The leaders of the County's criminal justice system have briefed the County Council on programs and methods they believe would be useful in curbing the increases in these types of crime. Many of these programs are included in the striking amendment. These programs are:

#### King County Sheriff's Office (KCSO)

- Restore the Storefront Deputy in White Center \$190,000

This request would restore a fully equipped, full time deputy through the end of 2012 in the White Center storefront to work directly with the community, KCSO gang unit, and regional gang task forces. This liaison position is critical to providing the interface between community business owners, citizens, social services, and the gang intervention and suppression teams already working Seattle and King County. The 2011 portion is \$42,000.

- Gang Unit Equipment \$30,000  
This request will replenish depleted hardware for the existing gang unit and provide additional equipment so that the gang unit can continue to work collaboratively in the law enforcement community on gang intervention across King County. The specific equipment requested includes: ballistic vests with plate carriers to hold ballistic plates; uniform jumpsuits; binoculars; video cameras and related accessories; digital cameras; GPS tracking devices; large High-Resolution computer monitor; software license for use by a detective with special training in the enhancement of video evidence; pole cameras in weatherproof enclosures; and tactical raid supplies.
- ESL Latino Community Education/Outreach \$15,000  
To further the Sheriff's ongoing ESL communities' gang prevention efforts (which has been funded for three years via federal appropriations), this request will support outreach and education events in east, south, and west King County specifically focusing on in language outreach to young Latino mothers. This is a partnership with Seafair, incorporating Miss Seafair 2011 – 2012, Veronica Quintero, who also represented the Hispanic/Latino community as Miss Hispanic Seafair. Ms. Quintero is in her junior year at University of Washington where she is double majoring in Communications and Spanish. She will join Sheriff Sue Rahr and known Latino media personality Jaime Mendez (La Voz/El Rey-KKMO) in specifically talking to young Latino mothers and family members on the issue of gang prevention and keeping their young children safe from gang recruitment and activity. Funding will pay for community and event coordination, translated materials, outreach, and Spanish language promotional radio and television spots and campaign through 2011.

#### King County Prosecuting Attorney (PAO)

- For the past two years, the PAO has received a federal grant that has funded three full time DPAs, who are assigned to work closely with police to improve the investigation, case development, and prosecution of gang violence-related crimes. That grant ended on June 30, 2011. Because the PAO believes that this important work is addressing some of the most violent and concerning criminal conduct throughout our community, the PAO has pledged to continue these efforts until the end of 2011, however, the PAO cannot continue this work without additional funding and resources. This request is for continuation of those 3 DPAs and 1 paralegal. The annualized amounts would be \$340,000 in 2012. The 2011 portion of the request is \$114,000.

Department of Community & Human Services (DCHS):

- Back to School and Employment Training \$230,000. This program would program training to moderate and high risk youth offenders in South King County. This funding is sufficient to serve 40-80 youth, and will fund the County staff and stipends necessary for the program. The 2011 portion of this request is \$44,200.
- Maintaining Education/Employment Training \$115,000. This program will serve 30-40 high-risk Latino youth involved with the criminal justice system. This request will fund county staff and stipends necessary for the program. The 2011 portion of this request is \$22,500
- Nurse Family Partnership \$312,500. This is an evidence-based intensive home visiting program for first time, low income mothers. Each nurse can handle a caseload of 25 families. The 2011 portion of these costs is \$62,500.

Program	2011	2012	Total
PAO Anti-Gang Unit	\$ 114,000	\$ 342,000	\$ 456,000
Equipment: Sheriff's Gang Unit	\$ 30,000		\$ 30,000
Storefront Deputy	\$ 41,663	\$ 137,728	\$ 179,391
Back-to-School/Employment Program (2 Case Mgrs)	\$ 44,167	\$ 265,000	\$ 309,167
Education/Employment Training - Avanza	\$ 22,500	\$ 115,000	\$ 137,500
Sheriff's Latino Education Outreach Program	\$ 15,000		\$ 15,000
Nurse Family Partnership Program (2 Nurses)	\$ 62,502	\$ 250,000	\$ 312,502
<b>Total</b>	<b>\$ 329,832</b>	<b>\$ 1,109,728</b>	<b>\$ 1,439,560</b>

**REASONABLENESS:**

Staff analysis is complete, and with the striking and title amendment, adoption of the item would constitute a reasonable business decision.

**INVITED:**

1. Dwight Dively, Director, Office of Performance, Strategy and Budget

**ATTACHMENTS:**

1. Striking Amendment
2. Title Amendment
3. Proposed Ordinance 2011-0340
4. Executive Transmittal Letter and attachments (fiscal notes and financial plans)

[Blank Page]



August 30, 2011

wsh Sponsor: Patterson  
Proposed No.: 2011-0340

1 **STRIKING AMENDMENT TO PROPOSED ORDINANCE 2011-0340, VERSION**

2 **1**

3 On page 1, beginning on line 10, strike everything through page 18, line 375, and insert:

4 "BE IT ORDAINED BY THE COUNCIL OF KING COUNTY:

5 SECTION 1. From the general fund there is hereby appropriated a net total of  
6 \$1,250,757 to various general fund agencies.

7 From various non-general funds there is hereby appropriated a net total of  
8 \$48,514,559 to various non-general fund agencies and making proviso changes in several  
9 agencies, amending the 2011 Budget Ordinance, Ordinance 16984.

10 SECTION 2. Ordinance 16984, Section 8, as amended, is hereby amended by  
11 adding thereto and inserting therein the following:

12 HEARING EXAMINER - From the general fund there is hereby appropriated to:

13 Hearing examiner \$5,990

14 SECTION 3. Ordinance 16984, Section 17, as amended, is hereby amended by  
15 adding thereto and inserting therein the following:

16 OFFICE OF THE EXECUTIVE - From the general fund there is hereby  
17 appropriated to:

18 Office of the executive \$10,000

19 SECTION 4. Ordinance 16984, Section 21, as amended, is hereby amended by

20 adding thereto and inserting therein the following:

21 SHERIFF - From the general fund there is hereby appropriated to:

22 Sheriff \$142,000

23 The maximum number of additional FTEs for sheriff shall be: 1.00

24 ER1 EXPENDITURE RESTRICTION:

25 Of this appropriation, \$2,000,000 shall be expended solely for the weapons  
26 screening operations with access permitted Monday through Friday, excluding designated  
27 holidays, as follows: (1) King County Courthouse 3rd Avenue entrance access open to  
28 the public from 7:00 a.m. through 5:00 p.m.; (2) King County Courthouse 4th Avenue  
29 entrance access open to the public from 8:00 a.m. through 2:00 p.m.; (3) King County  
30 Courthouse access via the tunnel entrance between the King County administration  
31 building and the King County Courthouse open to employees only from 6:00 a.m.  
32 through 7:00 a.m. and open to the public from 7:00 a.m. through 5:00 p.m.; (4) King  
33 County courthouse loading dock access for deliveries from 8:00 a.m. through noon; and  
34 (5) public access to the youth service center located at 12th and Alder and the Norm  
35 Maleng regional justice center from 7:00 a.m. through 5:00 p.m.

36 ER2 EXPENDITURE RESTRICTION:

37 Of the appropriation, 2.00 FTE and \$250,000 shall be expended solely for the  
38 investigation of property crimes in unincorporated King County. The sheriff may expend  
39 these funds and FTEs through such staffing organization as the sheriff deems appropriate.

40 The sheriff shall determine which types of property crimes shall be investigated based  
41 upon the sheriff's judgment of the appropriate use of law enforcement resources.

42 ER3 EXPENDITURE RESTRICTION:

43 Of this appropriation, 5.0 FTEs and \$258,147 shall be expended solely for the  
44 following positions: security screener; evidence specialist; fire investigator; and  
45 communications operators.

46 ER4 EXPENDITURE RESTRICTION:

47 Of this appropriation, 1.0 FTEs and \$87,000 shall be expended solely for  
48 restoration of a storefront officer in White Center, purchase of equipment for the gang  
49 unit, and Latino education and outreach.

50 P1 PROVIDED THAT:

51 Of this appropriation, \$100,000 shall not be expended or encumbered until the  
52 King County sheriff's office and the facilities management division jointly report on the  
53 operating procedures for weapons screening and court facility building access and  
54 security, highlighting the shared operational functions and the protocols for the daily  
55 transfer of responsibility between these agencies.

56 The executive shall file the report required to be submitted by this proviso by May  
57 31, 2011, in the form of a paper original and an electronic copy with the clerk of the  
58 council, who shall retain the original and provide an electronic copy to all  
59 councilmembers, the council chief of staff and the lead staff for the law, justice, health  
60 and human services committee or its successor. Upon receipt, the clerk shall provide a  
61 proof of receipt to the director of the office of performance, strategy and budget.





85 ordinance, section and number and states that the executive has responded to the proviso.  
86 This proviso requires the manager of the facilities management division to report on the  
87 projected annual revenue, workload and staffing needs of the real estate services section  
88 in 2011 and through 2015. The report shall be prepared with input from the manager of  
89 the roads services division to ensure that the impacts of the enacted 2011 mid biennial  
90 budget supplemental appropriation ordinance are accurately reflected in the real estate  
91 services projections. The roads services division has transmitted for council  
92 consideration a roads strategic plan and staffing plan, which shall also be reflected in the  
93 projections.

94         The manager of the facilities management division shall meet with council staff to  
95 develop a template for reporting the projections that includes, but is not limited to: (1)  
96 2011 revenue projections that identify revenues by appropriation section number, low org  
97 unit, account number, and account title; (2) staffing projections that identify staff by  
98 group, which are administration, acquisitions, permits and leasing, by position title, by  
99 salary, by benefits and by percentage billed to non-general fund sources; and (3)  
100 workload projections that identify activities sorted by group except that the  
101 administration group shall be sorted by position, and for each activity identify frequency,  
102 hours of staff time, billable hours if applicable, non-general fund revenue and general  
103 fund revenue.

104         The executive must transmit to the council the report, template and motion  
105 required by this proviso by March 18, 2011, in the form of a paper original and an  
106 electronic copy with the clerk of the council, who shall retain the original and provide an

107 electronic copy to all councilmembers, the council chief of staff and the lead staff for the  
108 budget and fiscal management committee or its successor.

109 SECTION 6. Ordinance 16984, Section 28, as amended, is hereby amended by  
110 adding thereto and inserting therein the following:

111 RECORDS AND LICENSING SERVICES - From the general fund there is  
112 hereby appropriated to:

113 Records and licensing services \$87,814

114 SECTION 7. Ordinance 16984, Section 29, as amended, is hereby amended by  
115 adding thereto and inserting therein the following:

116 PROSECUTING ATTORNEY - From the general fund there is hereby  
117 appropriated to:

118 Prosecuting attorney \$165,653

119 The maximum number of additional FTEs for prosecuting attorney shall be: 1.00

120 ER1 EXPENDITURE RESTRICTION:

121 Of this appropriation, \$94,261 shall not be expended or encumbered to perform  
122 code enforcement and abatement work for the department of development and  
123 environmental Services ("DDES") until the general fund receives a transfer from the  
124 department of DDES abatement fund to accomplish the work.

125 ER2 EXPENDITURE RESTRICTION:

126 Of this appropriation, \$114,000 shall be expended solely for the following: three  
127 deputy prosecuting attorneys and one paralegal who are assigned to work on the  
128 investigation, case development and prosecution of gang violence-related crimes.

129 P1 PROVIDED THAT:

130           Of this appropriation, \$150,000 must not be expended or encumbered until the  
131 prosecuting attorney transmits and the council adopts a motion that references this  
132 proviso's ordinance, section and number and states that the prosecuting attorney has  
133 responded satisfactorily to the proviso.

134           The proviso also requires that the prosecuting attorney provide to the chief elected  
135 or appointed officer of each county agency for which the prosecuting attorney has  
136 provided legal services during the preceding calendar month, a tabular report, in the form  
137 of a Microsoft Excel spreadsheet and a paper copy, containing the following columns of  
138 information, with appropriate headings, about the legal services that the prosecuting  
139 attorney provided to the agency during the preceding calendar month: (1) the name of  
140 the attorney who performed the services; (2) the matter name, with sufficient specificity  
141 for the agency to identify it; (3) the hours spent by the attorney on the matter during the  
142 month; and (4) the cost of those hours, with cost determined by multiplying the number  
143 of hours times the attorney's hourly rate, which is based on the most recent available data.

144           The report should be provided to each county agency beginning in February 2011,  
145 reporting on the preceding calendar month, and should continue every month thereafter.

146           The prosecuting attorney should transmit the required motion to the council in  
147 July 2011, filed in the form of a paper original and an electronic copy with the clerk of  
148 the council, who shall retain the original and provide an electronic copy to all  
149 councilmembers, the council chief of staff and the lead staff for the budget and fiscal  
150 management committee or its successor.

151           SECTION 8. Ordinance 16984, Section 31, as amended, is hereby amended by  
152 adding thereto and inserting therein the following:



175           Of this appropriation, \$208,418 shall not be expended or encumbered until the  
176 executive transmits and the council adopts a motion that references the proviso's  
177 ordinance, section and number and states that the executive has responded to the proviso.  
178 This proviso requires that the department of community and human services mental  
179 health division develop and submit a report to the council on family treatment court. The  
180 report must be collaboratively developed with and include input from the mental illness  
181 and drug dependency oversight committee, the office of performance, strategy and  
182 budget, superior court, the defender agencies and council staff. (1) The report must  
183 contain, but need not be limited to, recommendations on: (a) an analysis of funding  
184 needs and possible revenues for family treatment court in 2011 and beyond; (b) the  
185 feasibility of establishing a limit on the number of family treatment court cases; (c)  
186 efficiencies that the defender agencies and superior court could make to reduce costs; and  
187 (d) an analysis of whether Mental Illness and Drug Dependency Action Plan strategy 8a,  
188 expand family treatment court, could be revised to fund all of the costs associated with  
189 family treatment court. (2) In addition, the report must contain data and other information  
190 on family treatment court including, but not limited to: (a) the number of family  
191 treatment court cases in 2009 and 2010; (b) the length of time for family treatment court  
192 case dispositions in 2009 and 2010; (c) the number of hearings for 2009 and 2010 family  
193 treatment court cases; (d) the number of defendants and children involved in family  
194 treatment court cases in 2009 and 2010; and (e) a detailed explanation of the family  
195 treatment court case processing and case handling in the defender agencies and in  
196 superior court.

197 The executive must transmit to the council the report and motion required by this  
198 proviso by ((~~May 15, 2011~~)) August 15, 2011, filed in the form of a paper original and an  
199 electronic copy with the clerk of the council, who shall retain the original and provide an  
200 electronic copy to all councilmembers, the council chief of staff and the lead staffs for the  
201 budget and fiscal management committee and the law, justice, health and human services  
202 committee or their successors.

203 SECTION 13. Ordinance 16984, Section 72, as amended, is hereby amended by  
204 adding thereto and inserting therein the following:

205 CULTURAL DEVELOPMENT AUTHORITY - From the arts and cultural  
206 development fund there is hereby appropriated to:

207 Cultural development authority \$1,783,040

208 SECTION 14. Ordinance 16984, Section 75, as amended, is hereby amended by  
209 adding thereto and inserting therein the following:

210 SURFACE WATER MANAGEMENT LOCAL DRAINAGE SERVICES - From  
211 the surface water management local drainage services fund there is hereby appropriated  
212 to:

213 Surface water management local drainage services \$49,169

214 ER1 EXPENDITURE RESTRICTION:

215 Of this appropriation, \$129,284 shall be expended solely to support the Cedar  
216 River council coordinator position.

217 ER2 EXPENDITURE RESTRICTION:

218 Of this appropriation, no more than \$123,000 shall be expended to support the  
219 farmland preservation program manager position.

220 ER3 EXPENDITURE RESTRICTION:

221 Of this appropriation, no more than \$50,000 shall be expended to support the  
222 Washington State University Cooperative Extension program.

223 ER4 EXPENDITURE RESTRICTION:

224 Of this appropriation, no more than \$86,942 shall be expended to support the farm  
225 city connections program.

226 ER5 EXPENDITURE RESTRICTION:

227 Of this appropriation, no more than \$7,468 shall be expended for the  
228 unincorporated area councils.

229 ER6 EXPENDITURE RESTRICTION:

230 Of this appropriation, \$43,040 shall not be expended or encumbered until the  
231 council has adopted a motion stating King County's election for the distribution of funds  
232 for federal fiscal year 2011 under the reauthorization of Public Law 106-393, the Secure  
233 Rural Schools and Self-Determination Act of 2000, and identifying a project to be funded  
234 in 2011 under Title III of the act.

235 P1 PROVIDED THAT:

236 Of this appropriation, \$100,000 shall not be expended or encumbered until the  
237 executive transmits a report and legislation that references the proviso's ordinance,  
238 section and number and states that the executive has responded to the proviso. This  
239 proviso requires the manager of the water and land resources division to provide a report  
240 relating to the surface water management fee discount rates allowed for nonresidential  
241 parcels that are served by one or more flow control or water quality treatment facilities or  
242 that can be demonstrated to provide flow control or water quality treatment of surface and

243 storm water, in compliance with the standards in K.C.C. chapter 9.04. The report shall  
244 include an evaluation and development of a new fee credit program, as a replacement for  
245 the two-year two-rate discount provided for in K.C.C. 9.09.080.B.5. The two-year two-  
246 rate discount will end January 1, 2013. The executive shall transmit an ordinance  
247 containing any revisions to the code required to implement such a program.

248 The executive should transmit to the council the report and legislation required by  
249 this proviso by (~~July 31, 2011~~) September 26, 2011, filed in the form of a paper original  
250 and an electronic copy with the clerk of the council, who shall retain the original and  
251 provide an electronic copy to all councilmembers, the council chief of staff and the lead  
252 staff for the environment and transportation committee or its successor.

253 SECTION 15. Ordinance 16984, Section 82, as amended, is hereby amended by  
254 adding thereto and inserting therein the following:

255 DEVELOPMENT AND ENVIRONMENTAL SERVICES - From the  
256 development and environmental services fund there is hereby disappropriated from:

257 Development and environmental services (\$171,915)

258 The maximum number of additional FTEs for development and environmental  
259 services shall be: (1.00)

260 SECTION 16. Ordinance 16984, Section 85, as amended, is hereby amended by  
261 adding thereto and inserting therein the following:

262 CHILDREN AND FAMILY SERVICES TRANSFERS TO COMMUNITY AND  
263 HUMAN SERVICES - From the children and family services fund there is hereby

264 appropriated to:

265 Children and family services transfers to



266 community and human services \$66,700

267 SECTION 17. Ordinance 16984, Section 93, as amended, is hereby amended by

268 adding thereto and inserting therein the following:

269 PUBLIC HEALTH - From the public health fund there is hereby appropriated to:

270 Public health \$109,000

271 The maximum number of additional FTEs for public health shall be: 2.00

272 ER1 EXPENDITURE RESTRICTION:

273 Of this appropriation, no general fund revenues received by the public health fund

274 shall be expended to support any costs associated with the health improvement

275 technology (HIT) project.

276 ER2 EXPENDITURE RESTRICTION:

277 Of this appropriation, 2.00 FTEs and \$109,000 shall be expended solely to

278 support the Nurse Family Partnership's efforts to work with youth involved with gangs or

279 at high risk for gang involvement.

280 P1 PROVIDED THAT:

281 Of this appropriation, \$200,000 must not be expended or encumbered until the

282 executive transmits and the council adopts a motion that references the proviso's

283 ordinance, section and number and states that the executive has responded to the proviso.

284 This proviso requires the executive to transmit a report that: (1) identifies ways to reduce

285 gas piping and plumbing inspection fees; (2) discusses the feasibility of consolidating the

286 gas piping and plumbing inspections function into the department of development and

287 environmental services; and (3) discusses the feasibility of partnering with other

288 jurisdictions to achieve efficiencies in conducting gas piping and plumbing inspections.

289           The executive must transmit to the council the motion and report required by this  
290 proviso by April 30, 2011, in the form of a paper original and an electronic copy with the  
291 clerk of the council, who shall retain the original and provide an electronic copy to all  
292 councilmembers, the council chief of staff and the lead staff for the law, justice, health  
293 and human services committee or its successor.

294           P2 PROVIDED FURTHER THAT:

295           Of this appropriation, \$600,000 shall not be expended or encumbered until the  
296 executive has transmitted a report verifying that the following actions have been  
297 completed by the department of public health: (1) the director has signed a letter  
298 committing the director's department to working to accomplish the vision, mission and  
299 goals statement for the IT (information technology) service center as signed by all  
300 executive branch service delivery managers on October 18, 2010; (2) the director of  
301 public health has committed that the departmental budget will hold open any vacant help  
302 desk, desktop and local area network ("LAN") administrative staff positions to facilitate  
303 the consolidation of positions within the office of information and resource management;  
304 (3) all help desk, desktop and LAN administrative staff positions budgeted within the  
305 department of public health have been identified; (4) the body of work for each help desk,  
306 desktop and LAN administrative position has been reviewed showing the percentage of  
307 the work that is tier one or tier two work for each position, where "tier one" work is  
308 considered the first level of support and initial trouble shooting provided to all basic  
309 service requests and "tier two" work resolves technology issues that require deeper  
310 knowledge and narrower expertise; and (5) the department has installed and implemented  
311 the service center tracking software used to record all departmental requests for service

312 such that the department can report the number, type, staffing and outcome, for all  
313 service center requests.

314 The report required by this proviso must be accompanied by an ordinance  
315 developed in consultation with the office of labor relations, amending K.C.C. chapter  
316 2.16 to move to the office of information and resource management the functions and  
317 responsibilities of all tier one service staff that provide help desk, desktop and LAN  
318 administrative support for all executive departments.

319 It is the intent of the council that tasks (1) through (5) listed in this proviso will be  
320 completed by all executive agencies with service centers.

321 The executive must file the report and ordinance required to be submitted by this  
322 proviso by April 10, 2011, in the form of a paper original and an electronic copy with the  
323 clerk of the council, who shall retain the original and provide an electronic copy to all  
324 councilmembers, the council chief of staff and the lead staff for the government  
325 accountability and oversight committee or its successor. Upon receipt of the required  
326 report, the clerk shall provide a proof of receipt to the director of the office of  
327 performance, strategy and budget.

328 SECTION 18. Ordinance 16984, Section 96, as amended, is hereby amended by  
329 adding thereto and inserting therein the following:

330 GRANTS - From the grants fund there is hereby appropriated to:

331 Grants \$20,786,846

332 SECTION 19. Ordinance 16984, Section 98, as amended, is hereby amended by  
333 adding thereto and inserting therein the following:





380           The executive shall file the report required to be submitted by this proviso by  
381   May 31, 2011, in the form of a paper original and an electronic copy with the clerk of the  
382   council, who shall retain the original and provide an electronic copy to all  
383   councilmembers, the council chief of staff and the lead staff for the law, justice, health  
384   and human services committee or its successor. Upon receipt, the clerk shall provide a  
385   proof of receipt to the director of the office of performance, strategy and budget.

386           P3 PROVIDED FURTHER THAT:

387           Of this appropriation, \$750,000 shall not be encumbered or expended except as  
388   authorized in this proviso: the executive must prepare and transmit to the council, in the  
389   template format identified as FMD 2010 proviso template, dated October 27, 2010  
390   (previously prepared and submitted by council staff to the facilities management division  
391   and a copy of which is on file with the clerk of the council as part of the legislative record  
392   of this ordinance), quarterly reports on all capital projects managed by the facilities  
393   management division including parks, building repair and replacement and major  
394   maintenance reserve fund projects. Each quarterly report must include, but not be limited  
395   to: (1) project scope, including project description and any explanation of scope changes;  
396   (2) project budget, including life to date appropriations, estimate at completion, and  
397   project baseline; (3) project schedule, including current phase, project status, and phase  
398   start and end dates; and (4) project management hours, including project manager  
399   identification, project management hours expended on the project to date and total  
400   projected project management hours.

401           Each quarterly report must identify any milestone or work item that was to be  
402   completed in the quarter and whether the milestone was missed or not completed. The

403 first report, reporting on the last quarter of 2010 and first quarter of 2011, must be  
404 submitted by April 30, 2011, the second report, reporting on the second quarter of 2011,  
405 by July 30, 2011, and the third report, reporting on the third quarter of 2011, by October  
406 30, 2011. Upon transmission of each of the first two quarterly reports, \$250,000 becomes  
407 available for encumbrance or expenditure. For the third quarterly report, the final  
408 \$250,000 of the expenditure restriction is available for encumbrance or expenditure after  
409 the executive transmits and the council adopts a motion that references the proviso's  
410 ordinance, section and number and states that the executive has responded to the proviso.

411 If any report is not transmitted by the dates required in this proviso, \$250,000 in  
412 appropriation authority shall lapse for each such untimely report.

413 The quarterly reports required to be submitted by this proviso must be filed in the  
414 form of a paper original and an electronic copy with the clerk of the council, who shall  
415 retain the original and provide an electronic copy to all councilmembers, the council chief  
416 of staff and the lead staff for the budget and fiscal management committee or its  
417 successor. Upon receipt of the first two quarterly reports, the clerk shall provide a proof  
418 of receipt to the director of the office of performance, strategy and budget.

419 P4 PROVIDED FURTHER THAT:

420 Of this appropriation, \$140,000 shall not be expended or encumbered until the  
421 executive transmits a proposed ordinance and the council adopts legislation that  
422 references the proviso's ordinance, section and number and finds that the executive has  
423 responded to the proviso. This proviso requires the executive to include in the proposed  
424 ordinance new policies directing procurement and contract services section of the  
425 finance and business operations division to require the use of the King County print shop

426 by county agencies, including the review of all existing contracts with external printing  
427 vendors who provide services similar to those provided by the print shop, and denial of  
428 all agency requests for external printing vendors unless the service requested is such that  
429 the King County print shop is unable to reasonably provide the service. The proposed  
430 ordinance will also contain a policy to define acceptable use of external printing vendors  
431 for services that the King County print shop is unable to reasonably provide, a market  
432 analysis of the print shop's fees for services and a market analysis of the time required by  
433 the print shop to complete printing services.

434 The executive should transmit to the council the proposed ordinance required by  
435 this proviso by (~~June 1, 2011~~) September 30, 2011, filed in the form of a paper original  
436 and an electronic copy with the clerk of the council, who shall retain the original and  
437 provide an electronic copy to all councilmembers, the council chief of staff and the lead  
438 staff for the government accountability and oversight committee or its successor.

439 P5 PROVIDED FURTHER THAT:

440 Of this appropriation, \$100,000 shall not be expended or encumbered until the  
441 executive transmits a report that: (1) analyzes the county's current policies related to  
442 leasing versus owning real property; and (2) based on that analysis, identifies revisions to  
443 those policies for consideration by the council.

444 The executive must transmit to the council by June 30, 2011, the report in the  
445 form of a paper original and an electronic copy with the clerk of the council, who shall  
446 retain the original and provide an electronic copy to all councilmembers, the council chief  
447 of staff and the lead staff for the budget and fiscal management committee or its



448 successor. Upon receipt, the clerk shall provide a proof of receipt to the director of the  
449 office of performance, strategy and budget.

450 P6 PROVIDED FURTHER THAT:

451 Of this appropriation, \$250,000 shall not be expended or encumbered until the  
452 executive has transmitted and the council adopts legislation that references the proviso's  
453 ordinance, section and number and states that the executive has responded to the proviso.  
454 This proviso requires proposed amendments to update the King County space plan, which  
455 were due according to K.C.C. 20.12.100 on March 1, 2010. Because of the reduction in  
456 the number of county agency positions over the past two years as a result of budgetary  
457 limitations, these amendments must include an analysis of space that can be consolidated,  
458 facilities mothballed or surplussed and a recommended strategy for disposition.

459 The executive must transmit to the council the required space plan amendments  
460 and legislation by May 16, 2011, filed in the form of a paper original and an electronic  
461 copy with the clerk of the council, who shall retain the original and provide an electronic  
462 copy to all councilmembers, the council chief of staff, the director of strategic policy  
463 initiatives and the lead staff to the budget and fiscal management committee or their  
464 successors.

465 SECTION 24. Ordinance 16984, Section 114, as amended, is hereby amended by  
466 adding thereto and inserting therein the following:

467 KCIT SERVICES - From the KCIT services fund there is hereby appropriated to:

468 KCIT services \$ 2,420,254

469 SECTION 25. Ordinance 16984, Section 120, as amended, is hereby amended by  
470 adding thereto and inserting therein the following:

471            CAPITAL IMPROVEMENT PROGRAM - From the several capital  
 472 improvement project funds there are hereby appropriated and authorized to be disbursed  
 473 the following amounts for the specific projects identified in Attachment A to this  
 474 ordinance.

475	<b>Fund</b>	<b>Fund Name</b>	<b>2011</b>
476	3151	CONSERVATION FUTURES SUBFUND	\$0
477	3160	PARKS & RECREATION - OPEN SPACE CONSTRUCTION	\$150,000
478	3220	HOUSING OPPORTUNITY FUND	\$123,095
479	3951	BUILDING REPAIR AND REPLACEMENT SUBFUND	\$83,183
480		<b>TOTAL GENERAL CIP</b>	<b>\$356,278</b>

481            SECTION 26. Attachment A to this ordinance hereby amends Attachment B to  
 482 Ordinance 16984, as amended, by adding thereto and inserting therein the projects listed  
 483 in Attachment A to this ordinance.

484            SECTION 27. Ordinance 16984, Section 122, as amended, is hereby amended by  
 485 adding thereto and inserting therein the following:

486            SURFACE WATER CAPITAL IMPROVEMENT PROGRAM - From the  
 487 several capital improvement projects funds there are hereby appropriated and authorized  
 488 to be disbursed the following amounts for the specific projects identified in Attachment B  
 489 to this ordinance.

490	<b>Fund</b>	<b>Fund Name</b>	<b>2011</b>
491	3292	SURFACE WATER MANAGEMENT CIP NON-BOND SUBFUND	\$354,545

492            SECTION 28. Attachment B to this ordinance hereby amends Attachment C to  
493 Ordinance 16984, as amended, by adding thereto and inserting therein the projects listed  
494 in Attachment B to this ordinance.

495            SECTION 29. Ordinance 16984, Section 123, as amended, is hereby amended by  
496 adding thereto and inserting therein the following:

497            MAJOR MAINTENANCE CAPITAL IMPROVEMENT PROGRAM - From the  
498 several capital improvement project funds there are hereby appropriated and authorized  
499 to be disbursed the following amounts for the specific projects identified in Attachment C  
500 to this ordinance.

501	<b>Fund</b>	<b>Fund Name</b>	<b>2011</b>
502	3421	MAJOR MAINTENANCE RESERVE SUB-FUND	\$116,448

503            SECTION 30. Attachment C to this ordinance hereby amends Attachment D to  
504 Ordinance 16984, as amended, by adding thereto and inserting therein the projects listed  
505 in Attachment C to this ordinance.

506            SECTION 31. Ordinance 16984, Section 124, as amended, is hereby amended by  
507 adding thereto and inserting therein the following:

508            SOLID WASTE CAPITAL IMPROVEMENT PROGRAM - From the several  
509 capital improvement project funds for there are hereby appropriated and authorized to be  
510 disbursed the following amounts for the specific projects identified in Attachment D to  
511 this ordinance.

512	<b>Fund</b>	<b>Fund Name</b>	<b>2011</b>
513	3901	SOLID WASTE BAN SALE SUB-FUND	\$113,712

514            SECTION 32. Attachment D to this ordinance hereby amends Attachment E to  
515 Ordinance 16984, as amended, by adding thereto and inserting therein the projects listed  
516 in Attachment D to this ordinance.

517            SECTION 33. Ordinance 16984, Section 127, as amended, is hereby amended to  
518 read as follows:

519            **Adoption of 2011 Budget Detail Spending Plan.** The 2011 Budget Detail  
520 Spending Plan as set forth in ~~((Attachment D to this ordinance (Ordinance 17073)))~~  
521 Attachment E to this ordinance (Proposed Ordinance 2011-0340) is hereby adopted  
522 pursuant to K.C.C. 4.04.040A.2.c. Any recommended changes to the spending plan shall  
523 be transmitted by the executive as part of the quarterly management and budget report  
524 and shall accompany any request for quarterly supplemental appropriations."

525

526 Delete Attachment A, General Government Capital Improvement Program, and replace  
527 with Attachment A, General Government Capital Improvement Program, dated August  
528 30, 2011

529 Delete Attachment E, 2011 Budget Detail Spending Plan for Adopted Ordinance 16984,  
530 and replace with Attachment E, 2011 Budget Detail Spending Plan for Adopted  
531 Ordinance 16984, dated August 30, 2011

532 **EFFECT:**

533 **The striking amendment would add the following appropriations to support**  
534 **programs that address gang-related crime, or that target individuals involved in**  
535 **gang activity or at risk of gang involvement:**

- 536 • An additional \$87,000 for the Sheriff and 1.0 FTEs to support a White  
537 Center Deputy (\$42,000), gang unit equipment (\$30,000), English-as-a-  
538 Second-Language Latino Education and Outreach (\$15,000).
- 539 • \$109,000 and 2.00 FTEs for Public Health to support the Nurse Family  
540 Partnership, which works with young women involved with gangs or at high-  
541 risk for gang involvement – of this amount, \$62,500 is from the General Fund  
542 and the remainder is backed by Medicaid.
- 543 • An additional \$118,000 for the Prosecutor to retain three deputy prosecuting  
544 attorneys and one paralegal that focus on gang-related cases.
- 545 • \$44,200 to maintain two case managers in the Work Training Program Back  
546 to School and Employment Training Program for moderate/high risk youth  
547 offenders in South King County and to maintain an Education/Employment  
548 Training Program for high risk, court involved Latino youth

549 **In addition, the striker adds:**

- 550 • \$2,420,254 for KCIT, as requested by the Executive following transmittal of  
551 Proposed Ordinance 2011-0340. Appropriating this amount would allow the  
552 County to pre-pay five years' of hardware maintenance, yielding annual  
553 savings on maintenance costs
- 554 • \$5,990 for the Hearing Examiner - technical correction
- 555 • Corrects the project number for the Elections Voter Outreach Center capital  
556 project – technical correction

557

558



ATTACHMENT A GENERAL GOVERNMENT CAPITAL IMPROVEMENT PROGRAM, dated August 30, 2011

Fund	Project	Project Name	2011	2012	2013	2014	2015	2016	Grand Total
3151/CONSERVATION FUTURES SUBFUND									
	315140	Cottage Lake/Bear Creek	\$ 486,209						486,209
	315159	Carnation Farmland	\$ (200,000)						(200,000)
	315174	Taylor Mtn Forest Inholdings	\$ (127,189)						(127,189)
	315176	Tolt River Natural Area	\$ 18,810						18,810
	315192	Newaukum / Green Confluence	\$ 175,000						175,000
	315195	Sammamish Valley - Zante	\$ (92,348)						(92,348)
	315200	Cottage Lake Creek	\$ (486,209)						(486,209)
	315202	Lower Cedar River Conservation	\$ 257,189						257,189
	315206	Sammamish Valley Farm	\$ (100,000)						(100,000)
	315208	White River PSE Corridor	\$ (245,000)						(245,000)
	315209	Cougar-Squak Corridor	\$ (375,000)						(375,000)
	315211	White River Pinnacle Peak	\$ 245,000						245,000
	315213	Farmers Market	\$ 192,348						192,348
	315214	Chinook Bend Natural Area Add	\$ (18,810)						(18,810)
	315219	Cougar Mtn Park-Precipice	\$ 375,000						375,000
	315404	Thorton Creek Natural Area	\$ 30,000						30,000
	315449	Lake City Urban Village	\$ 30,000						30,000
	315600	TDR Partnership	\$ 135,000						135,000
	315760	NOR - Walker Preserve	\$ (563,000)						(563,000)
	315785	LFP - 40th Place Green	\$ (125,000)						(125,000)
	315787	NOR - Beaconsfield	\$ 563,000						563,000
	315791	BLK - Jones Lake	\$ (175,000)						(175,000)
<b>3151/CONSERVATION FUTURES SUBFUND TOTAL</b>			<b>0</b>						<b>0</b>
3160/PARKS & RECREATION - OPEN SPACE CONSTRUCTION									
	316101	Backcountry Trails - Duthie Hill Mountain Bike Park	150,000						150,000
<b>3160/PARKS &amp; RECREATION - OPEN SPACE CONSTRUCTION total</b>			<b>150,000</b>						<b>150,000</b>
3220/Housing Opportunity Fund									
	333900	Homeless Housing & Services	123,095						123,095
<b>3220/Housing Opportunity Fund Total</b>			<b>123,095</b>						<b>123,095</b>
3951/BUILDING REPAIR AND REPLACEMENT SUBFUND									
	395109	Elections Building Voter Outreach Center	\$418,183						418,183
	395154	Yesler Building Fire Repair	(\$335,000)						(335,000)
<b>3951/BUILDING REPAIR AND REPLACEMENT SUBFUND Total</b>			<b>83,183</b>						<b>83,183</b>
<b>Grand Total</b>			<b>356,278</b>	<b>0</b>	<b>0</b>	<b>0</b>	<b>0</b>	<b>0</b>	<b>356,278</b>

[Blank Page]



**ATTACHMENT E: 2011 BUDGET DETAIL SPENDING PLAN FOR ADOPTED ORDINANCE 16984, DATED AUGUST 30, 2011**

GF	ORD	SECTION	SECTION NAME	2011 ADOPTED SECTION I		TOTAL OF ADOPTED SUPPLEMENTALS AS OF JUNE 30, 2011		2ND OMNIBUS		TOTAL TO DATE	
				EXP	FTEs	EXP	FTEs	EXP	FTEs	EXP	FTEs
			OFFICE OF PERFORMANCE, STRATEGY AND BUDGET Total	6,521,872	45.00	65,221	-			6,587,093	45.00
	19		FINANCE - GF			-	-				
		0150	FINANCE - GF	2,830,672		(340,636)	-			2,490,036	0.00
			FINANCE - GF Total	2,830,672		(340,636)	-			2,490,036	0.00
	20		OFFICE OF LABOR RELATIONS			-	-				
		0186	OFFICE OF LABOR RELATIONS	2,077,697	14.50	61,933	-			2,139,630	14.50
			OFFICE OF LABOR RELATIONS Total	2,077,697	14.50	61,933	-			2,139,630	14.50
	21		SHERIFF			-	-				
		0200.1938	911 COMMUNICATIONS	10,192,708	97.50	137,545	1.00			10,330,253	98.50
		0200.1943	SHERIFF ADMINISTRATION	35,921,216	140.00	(2,840,463)	42.50			33,080,753	182.50
		0200.1954	FIELD OPERATIONS UNINCORPORATED	31,211,760	245.00	576,570	-	87,000	1.00	31,875,330	246.00
		0200.8331	FIELD OPERATIONS CONTRACT SERVICES	28,279,034	212.80	129,136	-	55,000	-	28,463,170	212.80
		0200.8340	SPECIAL OPERATIONS OTHER TRANSIT CONTRACT SERVICES	15,462,319	121.00	107,614	-			15,569,933	121.00
		0200.8344	SPECIAL OPERATIONS CRITICAL INCIDENT RESPONSE	1,653,074	10.00	(1,653,074)	(10.00)			0	0.00
		0200.8342	SPECIAL OPERATIONS PATROL SUPPORT	4,597,532	25.00	2,969,080	19.00			7,566,612	44.00
		0200.8350	CRIMINAL INVESTIGATIONS MAJOR INVESTIGATIONS	6,228,556	46.00	4,206,852	33.00			10,435,408	79.00
		0200.8360	COURT SECURITY AND SPECIAL INVESTIGATIONS	5,031,930	98.50	(5,031,930)	(98.50)			0	0.00
		0200.8339	PROFESSIONAL STANDARDS			2,096,792	15.00			2,096,792	15.00
			SHERIFF Total	138,578,129	995.80	698,122	2.00	142,000	1.00	139,418,251	998.80
	22		DRUG ENFORCEMENT FORFEITS			-	-				
		0205	DRUG ENFORCEMENT FORFEITS	1,091,572	3.00	137,983	1.00			1,229,555	4.00
			DRUG ENFORCEMENT FORFEITS Total	1,091,572	3.00	137,983	1.00			1,229,555	4.00
	23		OFFICE OF EMERGENCY MANAGEMENT			-	-				
		0401	OFFICE OF EMERGENCY MANAGEMENT	1,357,979	4.00	-	-			1,357,979	4.00
			OFFICE OF EMERGENCY MANAGEMENT Total	1,357,979	4.00	-	-			1,357,979	4.00
	24		EXECUTIVE SERVICES - ADMINISTRATION			-	-				
		0417.9500	DES ADMINISTRATION	2,450,842	17.00	57,716	-			2,508,558	17.00
		0417.9501	DES CIVIL RIGHTS	798,935	5.50	-	-			798,935	5.50
			EXECUTIVE SERVICES - ADMINISTRATION Total	3,249,777	22.50	57,716	-			3,307,493	22.50
	25		HUMAN RESOURCES MANAGEMENT			-	-				
		0420.3012M	HUMAN RESOURCES SERVICES	2,778,128	15.00	-	-			2,778,128	15.00
		0420.3013M	HUMAN RESOURCES CUSTOMER SERVICES	2,506,543	20.75	(72,497)	-			2,434,046	20.75
			HUMAN RESOURCES MANAGEMENT Total	5,284,671	35.75	(72,497)	-			5,212,174	35.75
	26		CABLE COMMUNICATIONS			-	-				
		0437	CABLE COMMUNICATIONS	297,723	1.00	-	-			297,723	1.00
			CABLE COMMUNICATIONS Total	297,723	1.00	-	-			297,723	1.00
	27		REAL ESTATE SERVICES			-	-				
		0440	REAL ESTATE SERVICES	3,667,229	26.00	-	-	0	-	3,667,229	26.00
			REAL ESTATE SERVICES Total	3,667,229	26.00	-	-	0	-	3,667,229	26.00
	28		RECORDS AND LICENSING SERVICES			-	-				
		0470.1437	RECORDS MANAGEMENT MAIL SERVICES	1,589,619	12.50	-	-			1,589,619	12.50
		0470.1550	RALS RECORDS AND LICENSING SERVICES	4,977,197	49.50	-	-	87,814	-	5,065,011	49.50
		0470.6434	RALS ADMINISTRATION	952,300	6.00	-	-			952,300	6.00
			RECORDS AND LICENSING SERVICES Total	7,519,116	68.00	-	-	87,814	-	7,606,930	68.00
	29		PROSECUTING ATTORNEY			-	-				
		0500.5028	PAO ADMINISTRATIVE DIVISION	6,504,211	18.00	-	-			6,504,211	18.00
		0500.8570	CRIMINAL DIVISION ECONOMIC CRIMES	4,097,534	34.60	-	-			4,097,534	34.60
		0500.8571	CRIMINAL DIVISION SPECIAL VICTIMS	2,387,066	30.30	-	-			2,387,066	30.30
		0500.8572	CRIMINAL DIVISION VIOLENT CRIMES	17,434,325	152.50	-	-	114,000		17,548,325	152.50
		0500.8573	CRIMINAL DIVISION JUVENILE	2,840,088	30.60	-	-			2,840,088	30.60
		0500.8574	CRIMINAL DIVISION DISTRICT COURT	2,243,717	21.00	-	-			2,243,717	21.00

**ATTACHMENT E: 2011 BUDGET DETAIL SPENDING PLAN FOR ADOPTED ORDINANCE 16984, DATED AUGUST 30, 2011**

GF	ORD	SECTION	SECTION NAME	2011 ADOPTED SECTION I		TOTAL OF ADOPTED SUPPLEMENTALS AS OF JUNE 30, 2011		2ND OMNIBUS		TOTAL TO DATE	
				EXP	FTEs	EXP	FTEs	EXP	FTEs	EXP	FTEs
		0500.8575	CRIMINAL DIVISION APPELLATE	1,821,175	13.00	-	-			1,821,175	13.00
		0500.8576	CRIMINAL DIVISION ADMINISTRATION	1,588,513	13.00	-	-			1,588,513	13.00
		0500.8577	CIVIL DIVISION LITIGATION	5,773,862	46.40	-	-			5,773,862	46.40
		0500.8578	CIVIL DIVISION PROPERTY/ENVIRONMENT	2,342,384	17.00	-	-			2,342,384	17.00
		0500.8905	CIVIL DIVISION GENERAL COUNTY SERVICES	2,638,367	18.00	94,261	1.00	51,653	1.00	2,784,281	20.00
		0500.8906	FAMILY SUPPORT	6,767,938	64.40	-	-			6,767,938	64.40
		PROSECUTING ATTORNEY Total		56,439,180	458.80	94,261	1.00	165,653	1.00	56,699,094	460.80
30		PROSECUTING ATTORNEY ANTIPROFITEERING				-	-				
		0501	PROSECUTING ATTORNEY ANTIPROFITEERING	119,897		-	-			119,897	
		PROSECUTING ATTORNEY ANTIPROFITEERING Total		119,897		-	-			119,897	
31		SUPERIOR COURT				-	-				
		0510.6435	SC ADMINISTRATION	6,950,368	33.50	204,863	-			7,155,231	33.50
		0510.6442	COURT OPS CIVIL & CRIMINAL SUPPORT SERVICES	12,948,651	112.50	-	-	295,000	-	13,243,651	112.50
		0510.6458	COURT OPERATIONS INTERPRETERS	1,053,775	7.50	-	-			1,053,775	7.50
		0510.6478	COURT OPERATIONS JURY SERVICES	2,342,289	4.00	-	-			2,342,289	4.00
		0510.6481	FAMILY COURT DEPENDENCY CASA	1,793,563	18.35	-	-			1,793,563	18.35
		0510.6483	FAMILY COURT SUPPORT SERVICES	3,818,361	42.25	-	-			3,818,361	42.25
		0510.6491	JUVENILE COURT SUPPORT	1,615,627	17.60	-	-			1,615,627	17.60
		0510.6498	JUVENILE COURT DIVERSION	411,943	3.00	-	-			411,943	3.00
		0510.6500	SC JUDICIAL FTES	6,358,397	64.80	-	-			6,358,397	64.80
		0510.6510	JUVENILE COURT PROBATION	6,760,409	68.35	-	-			6,760,409	68.35
		SUPERIOR COURT Total		44,053,383	371.85	204,863	-	295,000	-	44,553,246	371.85
32		DISTRICT COURT				-	-				
		0530.6695	DC PROBATION DIVISION	1,300,084	12.00	-	-			1,300,084	12.00
		0530.6696	DC ADMINISTRATION	10,142,593	56.00	353,718	-			10,496,311	56.00
		0530.6697	DC OPERATIONS	11,451,156	151.75	-	-	295,000	-	11,746,156	151.75
		0530.6700	DC JUDICIAL FTES	4,516,205	25.70	-	-			4,516,205	25.70
		DISTRICT COURT Total		27,410,038	245.45	353,718	-	295,000	-	28,058,756	245.45
33		ELECTIONS				-	-				
		0535.1421	ELECTIONS ADMINISTRATION	2,397,006	12.50	-	-			2,397,006	12.50
		0535.1422	ELECTIONS OPERATIONS	3,700,850	7.70	-	-			3,700,850	7.70
		0535.1423	BALLOT PROCESSING AND DELIVERY	1,079,104	13.00	-	-			1,079,104	13.00
		0535.1424	VOTER SERVICES	1,858,672	17.00	-	-			1,858,672	17.00
		0535.1425	ELECTIONS TECHNICAL SERVICES	2,021,121	11.80	-	-			2,021,121	11.80
		0535.1426	ELECTIONS SERVICES	6,599,221		-	-			6,599,221	
		ELECTIONS Total		17,655,974	62.00	-	-			17,655,974	62.00
34		JUDICIAL ADMINISTRATION				-	-				
		0540.6600	DJA ADMINISTRATOR	4,603,231	19.00	32,200	-			4,635,431	19.00
		0540.6603	DJA SATELLITE SITES	4,829,323	62.50	-	-			4,829,323	62.50
		0540.6606	DJA RECORDS AND FINANCE	4,475,323	55.50	-	-			4,475,323	55.50
		0540.6609	DJA CASEFLOW	4,806,653	66.00	-	-			4,806,653	66.00
		0540.6611	DJA LAW LIBRARY	149,109		-	-			149,109	
		JUDICIAL ADMINISTRATION Total		18,863,639	203.00	32,200	-			18,895,839	203.00
35		STATE AUDITOR				-	-				
		0610	STATE AUDITOR	807,296		-	-			807,296	
		STATE AUDITOR Total		807,296		-	-			807,296	
36		BOUNDARY REVIEW BOARD				-	-				
		0630	BOUNDARY REVIEW BOARD	336,789	2.00	-	-			336,789	2.00
		BOUNDARY REVIEW BOARD Total		336,789	2.00	-	-			336,789	2.00
37		FEDERAL LOBBYING				-	-				
		0645	FEDERAL LOBBYING	368,000		-	-			368,000	

**ATTACHMENT E: 2011 BUDGET DETAIL SPENDING PLAN FOR ADOPTED ORDINANCE 16984, DATED AUGUST 30, 2011**

GF	ORD	SECTION	SECTION NAME	2011 ADOPTED SECTION I		TOTAL OF ADOPTED SUPPLEMENTALS AS OF JUNE 30, 2011		2ND OMNIBUS		TOTAL TO DATE	
				EXP	FTEs	EXP	FTEs	EXP	FTEs	EXP	FTEs
			FEDERAL LOBBYING Total	368,000		-	-			368,000	
	38		MEMBERSHIPS AND DUES			-	-				
		0650	MEMBERSHIPS AND DUES	161,250		448,952	-			610,202	0.00
			MEMBERSHIPS AND DUES Total	161,250		448,952	-			610,202	0.00
	39		EXECUTIVE CONTINGENCY			-	-				
		0655	EXECUTIVE CONTINGENCY	100,000		-	-			100,000	
			EXECUTIVE CONTINGENCY Total	100,000		-	-			100,000	
	40		INTERNAL SUPPORT			-	-				
		0656	INTERNAL SUPPORT	8,424,002		340,504	-			8,764,506	0.00
			INTERNAL SUPPORT Total	8,424,002		340,504	-			8,764,506	0.00
	41		ASSESSMENTS			-	-				
		0670.1597	ASM ADMINISTRATION	4,160,080	20.00	203,263	-			4,363,343	20.00
		0670.1601	ASM ACCOUNTING OPERATIONS	3,073,601	39.00	-	-			3,073,601	39.00
		0670.1606	ASM INFORMATION SERVICES	1,633,272	14.00	-	-			1,633,272	14.00
		0670.1612	RESIDENTIAL	7,422,054	83.00	-	-			7,422,054	83.00
		0670.1618	Commercial - Business	4,954,279	52.00	-	-			4,954,279	52.00
			ASSESSMENTS Total	21,243,286	208.00	203,263	-			21,446,549	208.00
	42		HUMAN SERVICES GF TRANSFERS			-	-				
		0694	HUMAN SERVICES GF TRANSFERS	626,283		-	-	189,795	-	816,078	0.00
			HUMAN SERVICES GF TRANSFERS Total	626,283		-	-	189,795	-	816,078	0.00
	43		GENERAL GOVERNMENT GF TRANSFERS			-	-				
		0695	GENERAL GOVERNMENT GF TRANSFERS	3,073,373		413,519	-			3,486,892	0.00
			GENERAL GOVERNMENT GF TRANSFERS Total	3,073,373		413,519	-			3,486,892	0.00
	44		PUBLIC HEALTH GF TRANSFERS			-	-				
		0696	PUBLIC HEALTH GF TRANSFERS	24,464,977		-	-	62,500		24,527,477	
			PUBLIC HEALTH GF TRANSFERS Total	24,464,977		-	-	62,500		24,527,477	
	45		PHYSICAL ENVIRONMENT GF TRANSFERS			-	-				
		0697	PHYSICAL ENVIRONMENT GF TRANSFERS	2,456,339		(101,746)	-			2,354,593	0.00
			PHYSICAL ENVIRONMENT GF TRANSFERS Total	2,456,339		(101,746)	-			2,354,593	0.00
	46		CIP GF TRANSFERS			-	-				
		0699	CIP GF TRANSFERS	9,007,712		-	-			9,007,712	
			CIP GF TRANSFERS Total	9,007,712		-	-			9,007,712	
	47		JAIL HEALTH SERVICES			-	-				
		0820.8124	PROVISION: JAIL HEALTH SHARED CLINICAL SERVICES	10,731,472	40.80	(2,882)	-			10,728,590	40.80
		0820.8125	PROVISION: JAIL HEALTH SITE-BASED CLINICAL SERVICES	13,991,492	99.70	-	-			13,991,492	99.70
			JAIL HEALTH SERVICES Total	24,722,964	140.50	(2,882)	-			24,720,082	140.50
	48		ADULT AND JUVENILE DETENTION			-	-				
		0910.7192	DAJD ADMINISTRATION	22,775,553	34.00	(83,303)	-			22,692,250	34.00
		0910.7545	DAJD JUVENILE DETENTION	16,580,322	149.50	(5,506)	-			16,574,816	149.50
		0910.7840	DAJD COMMUNITY CORRECTIONS	5,640,155	48.00	-	-			5,640,155	48.00
		0910.7855	SEATTLE KING COUNTY CORRECTIONAL FACILITY	49,057,819	440.00	-	-			49,057,819	440.00
		0910.7880	KENT MALENG REGIONAL JUSTICE CENTER	32,817,634	280.00	-	-			32,817,634	280.00
			ADULT AND JUVENILE DETENTION Total	126,871,483	951.50	(88,809)	-			126,782,674	951.50
	49		OFFICE OF THE PUBLIC DEFENDER			-	-				
		0950.2300	OPD DIRECT SERVICES AND ADMINISTRATION	3,144,737	18.75	-	-			3,144,737	18.75
		0950.6525	OPD LEGAL SERVICES SECTION	34,354,432		-	-			34,354,432	
			OFFICE OF THE PUBLIC DEFENDER Total	37,499,169	18.75	-	-			37,499,169	18.75
	50		INMATE WELFARE - ADULT			-	-				
		0914	INMATE WELFARE - ADULT	1,132,412		-	-			1,132,412	
			INMATE WELFARE - ADULT Total	1,132,412		-	-			1,132,412	
	51		INMATE WELFARE - JUVENILE			-	-				

**ATTACHMENT E: 2011 BUDGET DETAIL SPENDING PLAN FOR ADOPTED ORDINANCE 16984, DATED AUGUST 30, 2011**

GF	ORD	SECTION	SECTION NAME	2011 ADOPTED SECTION I		TOTAL OF ADOPTED SUPPLEMENTALS AS OF JUNE 30, 2011		2ND OMNIBUS		TOTAL TO DATE	
				EXP	FTEs	EXP	FTEs	EXP	FTEs	EXP	FTEs
		0915	INMATE WELFARE - JUVENILE	5,000		-	-			5,000	
			INMATE WELFARE - JUVENILE Total	5,000		-	-			5,000	
<b>GENERAL FUND Sum</b>				621,281,048	4,052.90	2,688,804	4.00	1,250,757	2.00	624,887,414	4,057.90
<b>NON-GENERAL FUND</b>											
52			SOLID WASTE POST-CLOSURE LANDFILL MAINTENANCE			-	-				
		0715	SOLID WASTE POST-CLOSURE LANDFILL MAINTENANCE	2,589,377	1.00	-	-			2,589,377	1.00
			SOLID WASTE POST-CLOSURE LANDFILL MAINTENANCE Total	2,589,377	1.00	-	-			2,589,377	1.00
53			RIVER IMPROVEMENT			-	-				
		0740	RIVER IMPROVEMENT	64,000		-	-			64,000	
			RIVER IMPROVEMENT Total	64,000		-	-			64,000	
54			VETERANS SERVICES			-	-				
		0480	VETERANS SERVICES	2,767,183	8.00	-	-			2,767,183	8.00
			VETERANS SERVICES Total	2,767,183	8.00	-	-			2,767,183	8.00
55			DEVELOPMENTAL DISABILITIES			-	-				
		0920.9250	DD EARLY INTERVENTION	5,943,646	4.00	-	-			5,943,646	4.00
		0920.9260	DD COMMUNITY, YOUTH & ADULT SERVICES	22,435,855	12.00	-	-			22,435,855	12.00
			DEVELOPMENTAL DISABILITIES Total	28,379,501	16.00	-	-			28,379,501	16.00
56			COMMUNITY AND HUMAN SERVICES ADMINISTRATION			-	-				
		0935	COMMUNITY AND HUMAN SERVICES ADMINISTRATION	6,461,293	36.00	(537)	-			6,460,756	36.00
			COMMUNITY AND HUMAN SERVICES ADMINISTRATION Total	6,461,293	36.00	(537)	-			6,460,756	36.00
57			RECORDER'S OPERATION AND MAINTENANCE			-	-				
		0471	RECORDER'S OPERATIONS AND MAINTENANCE	2,089,001	8.50	-	-			2,089,001	8.50
			RECORDER'S OPERATION AND MAINTENANCE Total	2,089,001	8.50	-	-			2,089,001	8.50
58			ENHANCED-911			-	-				
		0431	ENHANCED-911	23,766,745	11.00	4,745,033	-			28,511,778	11.00
			ENHANCED-911 Total	23,766,745	11.00	4,745,033	-			28,511,778	11.00
59			MHCADS - MENTAL HEALTH			-	-				
		0924.9800	MENTAL HEALTH CONTRACTS	164,078,256	34.50	-	-			164,078,256	34.50
		0924.9827	MENTAL HEALTH DIRECT SERVICE	10,339,717	39.00	-	-			10,339,717	39.00
			MHCADS - MENTAL HEALTH Total	174,417,973	73.50	-	-			174,417,973	73.50
60			JUDICIAL ADMINISTRATION MIDD			-	-				
		0583	JUDICIAL ADMINISTRATION MIDD	1,465,587	12.50	-	-			1,465,587	12.50
			JUDICIAL ADMINISTRATION MIDD Total	1,465,587	12.50	-	-			1,465,587	12.50
61			PROSECUTING ATTORNEY MIDD			-	-				
		0688	PROSECUTING ATTORNEY MIDD	1,149,646	7.85	-	-			1,149,646	7.85
			PROSECUTING ATTORNEY MIDD Total	1,149,646	7.85	-	-			1,149,646	7.85
62			SUPERIOR COURT MIDD			-	-				
		0783	SUPERIOR COURT MIDD	1,299,325	12.50	-	-			1,299,325	12.50
			SUPERIOR COURT MIDD Total	1,299,325	12.50	-	-			1,299,325	12.50
63			SHERIFF MIDD			-	-				
		0883	SHERIFF MIDD	164,475	1.00	-	-			164,475	1.00
			SHERIFF MIDD Total	164,475	1.00	-	-			164,475	1.00
64			OFFICE OF PUBLIC DEFENDER MIDD			-	-				
		0983	OFFICE OF PUBLIC DEFENDER MIDD	1,797,396		-	-			1,797,396	
			OFFICE OF PUBLIC DEFENDER MIDD Total	1,797,396		-	-			1,797,396	
65			DISTRICT COURT MIDD			-	-				
		0984	DISTRICT COURT MIDD	964,832	7.50	-	-			964,832	7.50
			DISTRICT COURT MIDD Total	964,832	7.50	-	-			964,832	7.50
66			ADULT AND JUVENILE DETENTION MIDD			-	-				
		0985	ADULT AND JUVENILE DETENTION MIDD	406,000		-	-			406,000	

**ATTACHMENT E: 2011 BUDGET DETAIL SPENDING PLAN FOR ADOPTED ORDINANCE 16984, DATED AUGUST 30, 2011**

GF	ORD	SECTION	SECTION NAME	2011 ADOPTED SECTION I		TOTAL OF ADOPTED SUPPLEMENTALS AS OF JUNE 30, 2011		2ND OMNIBUS		TOTAL TO DATE	
				EXP	FTEs	EXP	FTEs	EXP	FTEs	EXP	FTEs
			ADULT AND JUVENILE DETENTION MIDD Total	406,000		-	-			406,000	
	67		JAIL HEALTH SERVICES MIDD			-	-				
		0986	JAIL HEALTH SERVICES MIDD	3,250,372	18.85	-	-			3,250,372	18.85
			JAIL HEALTH SERVICES MIDD Total	3,250,372	18.85	-	-			3,250,372	18.85
	68		MENTAL HEALTH AND SUBSTANCE ABUSE MIDD			-	-				
		0987	MENTAL HEALTH AND SUBSTANCE ABUSE MIDD	4,979,122	2.75	5,362	-			4,984,484	2.75
			MENTAL HEALTH AND SUBSTANCE ABUSE MIDD Total	4,979,122	2.75	5,362	-			4,984,484	2.75
	69		Mental Illness and Drug Dependency Fund			-	-				
		0990.9863	MIDD OPERATING	40,809,577	13.75	(13,092)	-			40,796,485	13.75
		0990	MENTAL HEALTH AND SUBSTANCE ABUSE MIDD			-	-	0	-	0	0.00
			Mental Illness and Drug Dependency Fund Total	40,809,577	13.75	(13,092)	-	0	-	40,796,485	13.75
	70		VETERANS AND FAMILY LEVY			-	-				
		0117.9759	VETERAN'S LEVY OPERATING	11,613,341	11.00	-	-			11,613,341	11.00
		0117.9770	VETERAN'S LEVY CAPITAL	567,982		-	-			567,982	
			VETERANS AND FAMILY LEVY Total	12,181,323	11.00	-	-			12,181,323	11.00
	71		HUMAN SERVICES LEVY			-	-				
		0118.9775	HUMAN SERVICES LEVY OPERATING	10,009,151	4.50	-	-			10,009,151	4.50
		0118.9786	HUMAN SERVICES LEVY CAPITAL	700,000		-	-			700,000	
			HUMAN SERVICES LEVY Total	10,709,151	4.50	-	-			10,709,151	4.50
	72		CULTURAL DEVELOPMENT AUTHORITY			-	-				
		0301	CULTURAL DEVELOPMENT AUTHORITY	9,996,530		-	-	1,783,040	-	11,779,570	0.00
			CULTURAL DEVELOPMENT AUTHORITY Total	9,996,530		-	-	1,783,040	-	11,779,570	0.00
	73		EMERGENCY MEDICAL SERVICES			-	-				
		0830.5803	PROVISION: BLS PROVIDER SERVICES	15,265,911		-	-			15,265,911	
		0830.5806	PROVISION: ALS PROVIDER SERVICES	39,895,659	82.63	-	-			39,895,659	82.63
		0830.8800	PROVISION: EMS CONTINGENCY RESERVES	4,916,741	1.87	-	-			4,916,741	1.87
		0830.8802	PROVISION: EMS REGIONAL SUPPORT SERVICES	7,110,089	32.37	7,980	-			7,118,069	32.37
		0830.8803	PROVISION: EMS INITIATIVES	1,614,202	2.50	-	-			1,614,202	2.50
			EMERGENCY MEDICAL SERVICES Total	68,802,602	119.37	7,980	-			68,810,582	119.37
	74		WATER AND LAND RESOURCES SHARED SERVICES			-	-				
		0741.2700	WLR SHARED SERVICES ADMINISTRATION	10,121,329	34.30	11,131	-			10,132,460	34.30
		0741.3200	WLR REGIONAL AND SCIENCE SERVICES	6,278,471	49.17	551,465	-			6,829,936	49.17
		0741.4210M	WLR ENVIRONMENTAL LABORATORY	7,752,976	70.52	-	-			7,752,976	70.52
		0741.4820M	WLR LOCAL HAZARDOUS WASTE	4,282,222	28.50	-	-			4,282,222	28.50
			WATER AND LAND RESOURCES SHARED SERVICES Total	28,434,998	182.49	562,596	-			28,997,594	182.49
	75		SURFACE WATER MANAGEMENT LOCAL DRAINAGE SERVICES			-	-				
		0845.6915	SWM TRANSFER TO CIP	8,442,736		(1,814,000)	-			6,628,736	0.00
		0845.6958	SWM CENTRAL SERVICES	8,048,288	1.50	(141,966)	-			7,906,322	1.50
		0845.6959	SWM RURAL PROGRAMS	2,219,300	44.50	10,000	-	49,169	-	2,278,469	44.50
		0845.6961	SWM OPERATING	6,932,455	58.80	-	-			6,932,455	58.80
			SURFACE WATER MANAGEMENT LOCAL DRAINAGE SERVICES Total	25,642,779	104.80	(1,945,966)	-	49,169	-	23,745,982	104.80
	76		AUTOMATED FINGERPRINT IDENTIFICATION SYSTEM			-	-				
		0208	AUTOMATED FINGERPRINT IDENTIFICATION SYSTEM	15,950,438	96.00	(5,098)	-			15,945,340	96.00
			AUTOMATED FINGERPRINT IDENTIFICATION SYSTEM Total	15,950,438	96.00	(5,098)	-			15,945,340	96.00
	77		CITIZEN COUNSELOR NETWORK			-	-				
		0506	CITIZEN COUNCILOR REV FUND	140,511	1.10	-	-			140,511	1.10
			CITIZEN COUNSELOR NETWORK Total	140,511	1.10	-	-			140,511	1.10
	78		MHCADS - ALCOHOLISM AND SUBSTANCE ABUSE			-	-				
		0960.9837	SUBSTANCE ABUSE CONTRACTS	29,226,578	20.50	-	-			29,226,578	20.50
		0960.9855	SUBSTANCE ABUSE DIRECT SERVICE	1,505,299	16.40	-	-			1,505,299	16.40
			MHCADS - ALCOHOLISM AND SUBSTANCE ABUSE Total	30,731,877	36.90	-	-			30,731,877	36.90

**ATTACHMENT E: 2011 BUDGET DETAIL SPENDING PLAN FOR ADOPTED ORDINANCE 16984, DATED AUGUST 30, 2011**

GF	ORD	SECTION	SECTION NAME	2011 ADOPTED SECTION I		TOTAL OF ADOPTED SUPPLEMENTALS AS OF JUNE 30, 2011		2ND OMNIBUS		TOTAL TO DATE	
				EXP	FTEs	EXP	FTEs	EXP	FTEs	EXP	FTEs
	79	LOCAL HAZARDOUS WASTE									
		0860 LOCAL HAZARDOUS WASTE	14,908,204		-	-				14,908,204	
		LOCAL HAZARDOUS WASTE Total	14,908,204		-	-				14,908,204	
	80	YOUTH SPORTS FACILITIES GRANTS									
		0355 YOUTH SPORTS FACILITIES GRANT	825,368	1.00	-	-				825,368	1.00
		YOUTH SPORTS FACILITIES GRANTS Total	825,368	1.00	-	-				825,368	1.00
	81	NOXIOUS WEED CONTROL PROGRAM									
		0384 NOXIOUS WEED CONTROL PROGRAM	1,929,735	12.84	-	-				1,929,735	12.84
		NOXIOUS WEED CONTROL PROGRAM Total	1,929,735	12.84	-	-				1,929,735	12.84
	82	DEVELOPMENT AND ENVIRONMENTAL SERVICES									
		0325.3400 DDES DIRECTOR'S OFFICE	1,071,250	8.00	-	-				1,071,250	8.00
		0325.3408 DDES ADMINISTRATIVE SERVICES	6,817,677	16.00	12,889	-	(171,915)	(1.00)		6,658,651	15.00
		0325.3424 DDES BUILDING SERVICES	6,258,027	53.50	-	-				6,258,027	53.50
		0325.3450 DDES LAND USE SERVICES	5,102,816	39.00	15,365	-				5,118,181	39.00
		DEVELOPMENT AND ENVIRONMENTAL SERVICES Total	19,249,770	116.50	28,254	-	(171,915)	(1.00)		19,106,109	115.50
	83	OMB/DUNCAN/ROBERTS LAWSUIT ADMINISTRATION									
		0091 OMB/DUNCAN/ROBERTS LAWSUIT ADMINISTRATION	50,000		-	-				50,000	
		OMB/DUNCAN/ROBERTS LAWSUIT ADMINISTRATION Total	50,000		-	-				50,000	
	84	OMB/2006 FUND									
		0904 OMB/2006 FUND	50,000		-	-				50,000	
		OMB/2006 FUND Total	50,000		-	-				50,000	
	85	CHILDREN AND FAMILY SERVICES TRANSFERS TO COMMUNITY AND HUMAN SERVICES									
		0887 CHILDREN AND FAMILY SERVICES TRANSFERS TO COMMUNITY	1,442,873		(16,802)	-	66,700			1,492,771	0.00
		CHILDREN AND FAMILY SERVICES TRANSFERS TO COMMUNITY AND HUMAN	1,442,873		(16,802)	-	66,700			1,492,771	0.00
	86	CHILDREN AND FAMILY SERVICES COMMUNITY SERVICES - OPERATING									
		0888.8400 CFS DIVISION ADMINISTRATION	1,778,929	10.50	-	-				1,778,929	10.50
		0888.8410 CFS COMMUNITY SERVICES	3,634,327	5.00	-	-				3,634,327	5.00
		CHILDREN AND FAMILY SERVICES COMMUNITY SERVICES - OPERATING Total	5,413,256	15.50	-	-				5,413,256	15.50
	87	REGIONAL ANIMAL SERVICES OF KING COUNTY									
		0534 ANIMAL SERVICES	6,983,091	44.50	45,099	-				7,028,190	44.50
		REGIONAL ANIMAL SERVICES OF KING COUNTY Total	6,983,091	44.50	45,099	-				7,028,190	44.50
	88	ANIMAL BEQUEST									
		0538 ANIMAL BEQUEST	200,000		-	-				200,000	
		ANIMAL BEQUEST Total	200,000		-	-				200,000	
	89	PARKS AND RECREATION									
		0640.8640 PARKS MAINTENANCE	12,036,802	94.50	-	-				12,036,802	94.50
		0640.8700 PARKS ADMINISTRATION, CAPITAL AND BUSINESS PLANNING	9,731,337	31.50	26,121	1.50				9,757,458	33.00
		0640.8720 PARKS AND RECREATION RPPR	7,416,800	47.38	-	-				7,416,800	47.38
		PARKS AND RECREATION Total	29,184,939	173.38	26,121	1.50				29,211,060	174.88
	90	EXPANSION LEVY									
		0641 EXPANSION LEVY	19,194,402		95,662	-				19,290,064	0.00
		EXPANSION LEVY Total	19,194,402		95,662	-				19,290,064	0.00
	91	HISTORIC PRESERVATION PROGRAM									
		0846 HISTORIC PRESERVATION PROGRAM	456,339		-	-				456,339	
		HISTORIC PRESERVATION PROGRAM Total	456,339		-	-				456,339	
	92	KING COUNTY FLOOD CONTROL CONTRACT									
		0561 KING COUNTY FLOOD CONTROL CONTRACT	34,602,422	34.00	39,560,582	-				74,163,004	34.00
		KING COUNTY FLOOD CONTROL CONTRACT Total	34,602,422	34.00	39,560,582	-				74,163,004	34.00
	93	PUBLIC HEALTH									
		0800.8026 ORG ATTRIBUTES: CROSS-CUTTING BUSINESS SERVICES	1,201	130.66	(130,994)	-				(129,793)	130.66
		0800.8027 PROTECTION: PREPAREDNESS	4,479,776	17.96	-	-				4,479,776	17.96

**ATTACHMENT E: 2011 BUDGET DETAIL SPENDING PLAN FOR ADOPTED ORDINANCE 16984, DATED AUGUST 30, 2011**

GF	ORD	SECTION	SECTION NAME	2011 ADOPTED SECTION I		TOTAL OF ADOPTED SUPPLEMENTALS AS OF JUNE 30, 2011		2ND OMNIBUS		TOTAL TO DATE	
				EXP	FTEs	EXP	FTEs	EXP	FTEs	EXP	FTEs
		0800.8030	PROVISION: EMS GRANTS	1,566,862	7.00	-	-			1,566,862	7.00
		0800.8034	PROMOTION: HEALTH PROMOTION AND DISEASE/INJURY PREV	20,161,193	44.31	-	-			20,161,193	44.31
		0800.8036	PROTECTION: INFECTIOUS DISEASE PREVENTION AND CONTR	30,769,235	117.34	-	-			30,769,235	117.34
		0800.8041	PROVISION: REGIONAL AND COMMUNITY BASED PROGRAMS	34,751,165	65.15	-	-			34,751,165	65.15
		0800.8049	ORG ATTRIBUTES: REGIONAL AND CROSS-CUTTING SERVICES	18,030,174	71.08	-	-			18,030,174	71.08
		0800.8067	PROTECTION: ENVIRONMENTAL HEALTH FIELD BASED SERVICE	19,749,980	124.75	-	-			19,749,980	124.75
		0800.8078	PROVISION: PUBLIC HEALTH CENTER BASED SERVICES	77,552,205	601.21	-	-	109,000	2.00	77,661,205	603.21
		0800.8114	PROMOTION: REGIONAL AND COMMUNITY BASED PROGRAMS	404,154	2.00	-	-			404,154	2.00
		0800.8184	PROTECTION: REGIONAL AND COMMUNITY BASED PROGRAMS	1,078,757	6.00	-	-			1,078,757	6.00
		<b>PUBLIC HEALTH Total</b>		<b>208,544,702</b>	<b>1,187.46</b>	<b>(130,994)</b>	<b>-</b>	<b>109,000</b>	<b>2.00</b>	<b>208,522,708</b>	<b>1,189</b>
94		MEDICAL EXAMINER									
		0810	MEDICAL EXAMINER	4,692,125	25.46	-	-			4,692,125	25.46
		MEDICAL EXAMINER Total		4,692,125	25.46	-	-			4,692,125	25.46
95		INTER-COUNTY RIVER IMPROVEMENT									
		0760	INTER-COUNTY RIVER IMPROVEMENT	50,000		-	-			50,000	
		INTER-COUNTY RIVER IMPROVEMENT Total		50,000		-	-			50,000	
96		GRANTS									
		2140	GRANTS	21,257,683	72.60	-	-	20,786,846	-	42,044,529	72.60
		GRANTS Total		21,257,683	72.60	-	-	20,786,846	-	42,044,529	72.60
97		BYRNE JUSTICE ASSISTANCE FFY10 GRANT									
		0521	2010 BYRNE JUSTICE ASSISTANCE GRANT	305,931		-	-			305,931	
		BYRNE JUSTICE ASSISTANCE FFY10 GRANT Total		305,931		-	-			305,931	
98		WORK TRAINING PROGRAM									
		0936.6800	YOUTH TRAINING PROGRAMS	5,713,797	38.28	-	-	66,700		5,780,497	38.28
		0936.6810	ADULT TRAINING PROGRAMS	4,647,331	22.00	-	-			4,647,331	22.00
		WORK TRAINING PROGRAM Total		10,361,128	60.28	-	-	66,700		10,427,828	60.28
99		FEDERAL HOUSING AND COMMUNITY DEVELOPMENT									
		0350.9650	CDBG	6,693,366		-	-	4,932,997	-	11,626,363	0.00
		0350.9653	HOME	4,489,988		-	-	5,218,761		9,708,749	
		0350.9656	OTHER HOUSING & COMMUNITY DEVELOPMENT	9,685,617	35.50	-	-	12,009,680		21,695,297	35.50
		FEDERAL HOUSING AND COMMUNITY DEVELOPMENT Total		20,868,971	35.50	-	-	22,161,438	-	43,030,409	35.50
100		NATURAL RESOURCES AND PARKS ADMINISTRATION									
		0381.3115	DNRP PUBLIC OUTREACH	612,349	5.00	-	-			612,349	5.00
		0381.3124	DNRP POLICY DIRECTION AND NEW INITIATIVES	1,153,882	7.60	-	-			1,153,882	7.60
		0381.7070	DNRP ADMINISTRATION	4,106,823	19.00	-	-			4,106,823	19.00
		0381.7073	DNRP HISTORIC PRESERVATION	456,339	3.50	20,000	-			476,339	3.50
		NATURAL RESOURCES AND PARKS ADMINISTRATION Total		6,329,393	35.10	20,000	-			6,349,393	35.10
101		SOLID WASTE									
		0720.1453	SOLID WASTE DIVISION SERVICES	29,180,168	54.80	(440,722)	-			28,739,446	54.80
		0720.1455	SOLID WASTE ENGINEERING	5,457,809	35.70	-	-			5,457,809	35.70
		0720.7071	SOLID WASTE OPERATIONS	47,706,667	274.32	-	-			47,706,667	274.32
		0720.7072	RECYCLING AND ENVIRONMENTAL SERVICES	8,525,770	23.75	-	-	86,707	-	8,612,477	23.75
		SOLID WASTE Total		90,870,414	388.57	(440,722)	-	86,707	-	90,516,399	388.57
102		RADIO COMMUNICATION SERVICES (800 MHZ)									
		0213	RADIO COMMUNICATION SERVICES (800 MHZ)	3,027,843	14.00	-	-			3,027,843	14.00
		RADIO COMMUNICATION SERVICES (800 MHZ) Total		3,027,843	14.00	-	-			3,027,843	14.00
103		I-NET OPERATIONS									
		0490	I-NET OPERATIONS	2,924,237	8.00	-	-			2,924,237	8.00
		I-NET OPERATIONS Total		2,924,237	8.00	-	-			2,924,237	8.00
104		WASTEWATER TREATMENT									
		4000M.WB41	WTD ADMINISTRATION	33,872,701	58.00	-	-			33,872,701	58.00

**ATTACHMENT E: 2011 BUDGET DETAIL SPENDING PLAN FOR ADOPTED ORDINANCE 16984, DATED AUGUST 30, 2011**

GF	ORD	SECTION	SECTION NAME	2011 ADOPTED SECTION I		TOTAL OF ADOPTED SUPPLEMENTALS AS OF JUNE 30, 2011		2ND OMNIBUS		TOTAL TO DATE	
				EXP	FTEs	EXP	FTEs	EXP	FTEs	EXP	FTEs
		4000M.WB44i	WTD OPERATIONS	64,144,294	312.00	-	-			64,144,294	312.00
		4000M.WB46i	WTD ENVIRONMENTAL AND COMMUNITY SERVICES	11,739,418	62.00	190,000	-			11,929,418	62.00
		4000M.WB48i	WTD CAPITAL IMPROVEMENT PROJECTS PLANNING AND DELIV	1,263,718	141.70	-	-			1,263,718	141.70
		4000M.WB49i	WTD BRIGHTWATER	95,685	21.00	-	-			95,685	21.00
			WASTEWATER TREATMENT Total	111,115,816	594.70	190,000	-			111,305,816	594.70
105			SAFETY AND CLAIMS MANAGEMENT			-	-				
		0666	SAFETY AND CLAIMS MANAGEMENT	36,944,719	29.00	-	-			36,944,719	29.00
			SAFETY AND CLAIMS MANAGEMENT Total	36,944,719	29.00	-	-			36,944,719	29.00
106			FINANCE AND BUSINESS OPERATIONS			-	-				
		0138.6800M	DIRECTOR'S OFFICE AND SUPPORT	9,126,612	23.50	187,687	-			9,314,299	23.50
		0138.6810M	TREASURY	3,981,794	31.00	31,655	-			4,013,449	31.00
		0138.6820M	PROCUREMENT AND CONTRACT SERVICES	5,750,761	48.00	-	-			5,750,761	48.00
		0138.6830M	FINANCIAL MANAGEMENT	5,663,643	56.00	-	-			5,663,643	56.00
		0138.6850M	BENEFIT PAYROLL RETIREMENT OPERATIONS	4,083,429	34.16	-	-			4,083,429	34.16
			FINANCE AND BUSINESS OPERATIONS Total	28,606,239	192.66	219,342	-			28,825,581	192.66
107			DES EQUIPMENT REPLACEMENT			-	-				
		0023	DES IT EQUIPMENT REPLACEMENT	374,695		-	-			374,695	
			DES EQUIPMENT REPLACEMENT Total	374,695		-	-			374,695	
108			OFFICE OF INFORMATION RESOURCE MANAGEMENT			-	-				
		1550M	OFFICE OF INFORMATION RESOURCE MANAGEMENT	4,039,792	27.00	-	-			4,039,792	27.00
			OFFICE OF INFORMATION RESOURCE MANAGEMENT Total	4,039,792	27.00	-	-			4,039,792	27.00
109			GEOGRAPHIC INFORMATION SYSTEMS			-	-				
		3180M	GEOGRAPHICAL INFORMATION SYSTEMS	4,572,242	27.00	95,000	-	215,637	1.00	4,882,879	28.00
			GEOGRAPHIC INFORMATION SYSTEMS Total	4,572,242	27.00	95,000	-	215,637	1.00	4,882,879	28.00
110			BUSINESS RESOURCE CENTER			-	-				
		0187	BUSINESS RESOURCE CENTER	4,122,739	19.83	(24,406)	-			4,098,333	19.83
			BUSINESS RESOURCE CENTER Total	4,122,739	19.83	(24,406)	-			4,098,333	19.83
111			EMPLOYEE BENEFITS			-	-				
		0429.3048M	BENEFITS ADMINISTRATION	8,353,721	12.00	7,197	-			8,360,918	12.00
		0429.3049M	INSURED BENEFITS	234,882,011		-	-			234,882,011	
			EMPLOYEE BENEFITS Total	243,235,732	12.00	7,197	-			243,242,929	12.00
112			FACILITIES MANAGEMENT INTERNAL SERVICE			-	-				
		0601.0602	FMD BUILDING SERVICES	37,790,662	273.15	-	-			37,790,662	273.15
		0601.0604	FMD CAPITAL PLANNING	3,798,186	24.75	87,350	-			3,885,536	24.75
		0601.0615	FMD PRINT SHOP	1,531,543	7.00	-	-			1,531,543	7.00
		0601.5570	FMD DIRECTOR	4,344,738	23.60	(25,676)	-			4,319,062	23.60
			FACILITIES MANAGEMENT INTERNAL SERVICE Total	47,465,129	328.50	61,674	-			47,526,803	328.50
113			RISK MANAGEMENT			-	-				
		0154	RISK MANAGEMENT	27,006,526	21.00	6,679	-			27,013,205	21.00
			RISK MANAGEMENT Total	27,006,526	21.00	6,679	-			27,013,205	21.00
114			OIRM--TECHNOLOGY SERVICES			-	-				
		0432	TECHNOLOGY SERVICES	26,308,163	111.00	(8,604)	-	2,420,254		28,719,813	111.00
			OIRM--TECHNOLOGY SERVICES Total	26,308,163	111.00	(8,604)	-	2,420,254		26,299,559	111.00
115			OIRM--TELECOMMUNICATIONS			-	-				
		0433	TELECOMMUNICATIONS	1,827,495	8.00	-	-			1,827,495	8.00
			OIRM--TELECOMMUNICATIONS Total	1,827,495	8.00	-	-			1,827,495	8.00
116			LIMITED G.O. BOND REDEMPTION			-	-				
		0465	LIMITED G.O. BOND REDEMPTION	170,553,723		-	-			170,553,723	
			LIMITED G.O. BOND REDEMPTION Total	170,553,723		-	-			170,553,723	
117			UNLIMITED G.O. BOND REDEMPTION			-	-				
		0466	UNLIMITED G.O. BOND REDEMPTION	22,655,600		-	-			22,655,600	



**ATTACHMENT E: 2011 BUDGET DETAIL SPENDING PLAN FOR ADOPTED ORDINANCE 16984, DATED AUGUST 30, 2011**

GF	ORD	SECTION	SECTION NAME	2011 ADOPTED SECTION I		TOTAL OF ADOPTED SUPPLEMENTALS AS OF JUNE 30, 2011		2ND OMNIBUS		TOTAL TO DATE	
				EXP	FTEs	EXP	FTEs	EXP	FTEs	EXP	FTEs
			UNLIMITED G.O. BOND REDEMPTION Total	22,655,600		-	-			22,655,600	
	118		STADIUM G.O. BOND REDEMPTION			-	-				
		0467	STADIUM G.O. BOND REDEMPTION	1,908,738		-	-			1,908,738	
			STADIUM G.O. BOND REDEMPTION Total	1,908,738		-	-			1,908,738	
	119		WASTEWATER TREATMENT DEBT SERVICE			-	-				
		4999M	WASTEWATER TREATMENT DEBT SERVICE	188,627,713		-	-			188,627,713	
			WASTEWATER TREATMENT DEBT SERVICE Total	188,627,713		-	-			188,627,713	
	120		GENERAL CAPITAL IMPROVEMENT PROGRAMS			-	-				
		3000	CAPITAL IMPROVEMENT PROGRAM	111,258,301		16,087,101	-	356,278	-	127,701,680	0.00
			GENERAL CAPITAL IMPROVEMENT PROGRAMS Total	111,258,301		16,087,101	-	356,278	-	127,701,680	0.00
	121		WASTEWATER TREATMENT CAPITAL IMPROVEMENT PROGRAM			-	-				
		3003	WASTEWATER TREATMENT CAPITAL IMPROVEMENT PROGRAM	230,768,117		-	-			230,768,117	
			WASTEWATER TREATMENT CAPITAL IMPROVEMENT PROGRAM Total	230,768,117		-	-			230,768,117	
	122		SURFACE WATER CAPITAL IMPROVEMENT PROGRAM			-	-				
		3004	SURFACE WATER CAPITAL IMPROVEMENT PROGRAM	17,063,244		-	-	354,545	-	17,417,789	0.00
			SURFACE WATER CAPITAL IMPROVEMENT PROGRAM Total	17,063,244		-	-	354,545	-	17,417,789	0.00
	123		MAJOR MAINTENANCE CAPITAL IMPROVEMENT PROGRAM			-	-				
		3005	MAJOR MAINTENANCE CAPITAL IMPROVEMENT PROGRAM	15,087,392		(52,651)	-	116,448	-	15,151,189	0.00
			MAJOR MAINTENANCE CAPITAL IMPROVEMENT PROGRAM Total	15,087,392		(52,651)	-	116,448	-	15,151,189	0.00
	126		ROADS			-	-				
		0730.1664	ROADS ADMINISTRATION			(157,974)	-			(157,974)	0.00
			ROADS Total			(157,974)	-			(157,974)	0.00
	129		AIRPORT			-	-				
		0710.1765	AIRPORT ADMINISTRATION			(7,100)	-			(7,100)	0.00
			AIRPORT Total			(7,100)	-			(7,100)	0.00
	138		PUBLIC TRANSPORTATION CAPITAL IMPROVEMENT PROGRAM			-	-				
		3008	PUBLIC TRANSPORTATION CAPITAL IMPROVEMENT PROGRAM			7,763,556	-			7,763,556	0.00
			PUBLIC TRANSPORTATION CAPITAL IMPROVEMENT PROGRAM Total			7,763,556	-			7,763,556	0.00
	124		SOLID WASTE CAPITAL IMPROVEMENT PROGRAM			-	-				
		3006	SOLID WASTE CAPITAL IMPROVEMENT PROGRAM	(5,814,821)		-	-	113,712	-	(5,701,109)	0.00
			SOLID WASTE CAPITAL IMPROVEMENT PROGRAM Total	(5,814,821)		-	-	113,712	-	(5,701,109)	0.00
	999		DDES ABATEMENT FUND			-	-				
		0525	DDES ABATEMENT FUND			94,261	-			94,261	0.00
			DDES ABATEMENT FUND Total			94,261	-			94,261	0.00
			NON-GENERAL FUND Sum	2,290,861,734	4,382.24	66,817,553	1.50	48,514,559	2.00	2,406,193,846	4,385.74
			Grand Total	2,912,142,782	8,435.14	69,506,357	5.50	49,765,316	4.00	3,031,414,455	8,444.64

Footnote

<sup>1</sup>Ordinance 16445 requires that the Executive submit a report to the Council when expenditures within a budget transparency section exceed 15 percent of the amount identified in Attachment I. In 2011, the second year of implementation of ordinance 16445, the Executive will again (consistent with 2010) submit reports based on departmental variances of 15 percent from the adopted Attachment I values entered into the accounting/financial system adjusted for payroll reconciliation (COLAs, merit pay increases). Reporting based on a comparison with those values would not necessarily identify all variances of 15 percent from the adopted Attachment I values. Therefore Council staff are working with Executive staff to determine how best to capture that information to meet the ordinance requirements.

**ATTACHMENT E: 2011 BUDGET DETAIL SPENDING PLAN FOR ADOPTED ORDINANCE 16984, DATED AUGUST 30, 2011**

				2011 ADOPTED SECTION I		TOTAL OF ADOPTED SUPPLEMENTALS AS OF JUNE 30, 2011		2ND OMNIBUS		TOTAL TO DATE	
GF	ORD	SECTION	SECTION NAME	EXP	FTEs	EXP	FTEs	EXP	FTEs	EXP	FTEs
GENERAL FUND											
6		COUNTY COUNCIL									
		0010.6661	COUNCIL DISTRICT 1	265,580	2.00	(14,300)	-			251,280	2.00
		0010.6662	COUNCIL DISTRICT 2	265,580	2.00	(14,297)	-			251,283	2.00
		0010.6663	COUNCIL DISTRICT 3	265,580	2.00	(14,297)	-			251,283	2.00
		0010.6664	COUNCIL DISTRICT 4	265,580	2.00	(14,297)	-			251,283	2.00
		0010.6665	COUNCIL DISTRICT 5	265,580	2.00	(14,297)	-			251,283	2.00
		0010.6666	COUNCIL DISTRICT 6	265,580	2.00	(14,297)	-			251,283	2.00
		0010.6667	COUNCIL DISTRICT 7	265,580	2.00	(14,297)	-			251,283	2.00
		0010.6668	COUNCIL DISTRICT 8	265,580	2.00	(14,297)	-			251,283	2.00
		0010.6669	COUNCIL DISTRICT 9	265,580	2.00	(14,297)	-			251,283	2.00
		COUNTY COUNCIL Total		2,390,220	18.00	(128,676)	-			2,261,544	18.00
7		COUNCIL ADMINISTRATION									
		0020.1043	COUNCIL ADMINISTRATION ANALYTICAL STAFF	3,545,539	26.00	128,676	-			3,674,215	26.00
		0020.1046	COUNCIL ADMINISTRATIVE AND LEGAL SUPPORT	4,253,424	23.10	120,602	-			4,374,026	23.10
		0020.10XX	DISTRICT SUPPORT & CONSTITUENT SERVICES	3,276,194	36.00	-	-			3,276,194	36.00
		COUNCIL ADMINISTRATION Total		11,075,157	85.10	249,278	-			11,324,435	85.10
8		HEARING EXAMINER									
		0030	HEARING EXAMINER	558,696	4.00	(5,990)	-	5,990		558,696	4.00
		HEARING EXAMINER Total		558,696	4.00	(5,990)	-			558,696	4.00
9		COUNTY AUDITOR									
		0040.1045	FINANCIAL AND PERFORMANCE AUDITS	1,530,258	13.20	35,733	-			1,565,991	13.20
		0040.6670	AUDITOR CAPITAL PROJECT OVERSIGHT	0	3.70	-	-			0	3.70
		COUNTY AUDITOR Total		1,530,258	16.90	35,733	-			1,565,991	16.90
10		OMBUDSMAN/TAX ADVISOR									
		0050.1047	TAX ADVISOR	220,698	2.00	-	-			220,698	2.00
		0050.1048	OMBUDSMAN	994,042	8.00	17,477	-			1,011,519	8.00
		OMBUDSMAN/TAX ADVISOR Total		1,214,740	10.00	17,477	-			1,232,217	10.00
11		KING COUNTY CIVIC TELEVISION									
		0060	KING COUNTY CIVIC TELEVISION	563,909	5.00	8,302	-			572,211	5.00
		KING COUNTY CIVIC TELEVISION Total		563,909	5.00	8,302	-			572,211	5.00
12		BOARD OF APPEALS									
		0070	BOARD OF APPEALS	675,082	4.00	6,995	-			682,077	4.00
		BOARD OF APPEALS Total		675,082	4.00	6,995	-			682,077	4.00
13		OFFICE OF LAW ENFORCEMENT OVERSIGHT									
		0085	OFFICE OF LAW ENFORCEMENT OVERSIGHT	335,344	4.00	-	-			335,344	4.00
		OFFICE OF LAW ENFORCEMENT OVERSIGHT Total		335,344	4.00	-	-			335,344	4.00
14		DISTRICTING COMMITTEE									
		0086	DISTRICTING COMMITTEE	280,000		-	-			280,000	
		DISTRICTING COMMITTEE Total		280,000		-	-			280,000	
15		OFFICE OF ECONOMIC AND FINANCIAL ANALYSIS									
		0087	OFFICE OF ECONOMIC AND FINANCIAL ANALYSIS	345,604	2.50	-	-			345,604	2.50
		OFFICE OF ECONOMIC AND FINANCIAL ANALYSIS Total		345,604	2.50	-	-			345,604	2.50
16		COUNTY EXECUTIVE									
		0110	COUNTY EXECUTIVE	327,411	2.00	-	-			327,411	2.00
		COUNTY EXECUTIVE Total		327,411	2.00	-	-			327,411	2.00
17		OFFICE OF THE EXECUTIVE									
		0120	OFFICE OF THE EXECUTIVE	3,665,744	24.00	-	-	10,000	-	3,675,744	24.00
		OFFICE OF THE EXECUTIVE Total		3,665,744	24.00	-	-	10,000	-	3,675,744	24.00
18		OFFICE OF PERFORMANCE, STRATEGY AND BUDGET									
		0140	OFFICE OF PERFORMANCE, STRATEGY AND BUDGET	6,521,872	45.00	65,221	-			6,587,093	45.00

**T1**

August 30, 2011

wsh

Sponsor: Patterson

Proposed No.: 2011-0340

1 **AMENDMENT TO PROPOSED ORDINANCE 2011-0340, VERSION 1**

2 On page 1, strike lines 1 through 9, and insert:

3 "AN ORDINANCE making a net supplemental  
4 appropriation of \$1,250,757 to various general fund  
5 agencies and \$48,514,559 to various non-general fund  
6 agencies; and making proviso changes in several agencies;  
7 and amending the 2011 Budget Ordinance, Ordinance  
8 16984, Sections 8, 17, 21, 27, 28, 29, 31, 32, 42, 44, 69, 72,  
9 75, 82, 85, 93, 96, 98, 99, 101, 109, 112, 114, 120, 122,  
10 123, 124 and 127, as amended, and Attachments B, C, D  
11 and E, as amended, and Ordinance 17073, Attachment D,  
12 as amended."

13 **EFFECT: Amends title to reflect S1.**

[Blank Page]



# KING COUNTY

1200 King County Courthouse  
516 Third Avenue  
Seattle, WA 98104

## Signature Report

August 15, 2011

### Ordinance

**Proposed No.** 2011-0340.1

**Sponsors** Patterson

1 AN ORDINANCE making a net supplemental  
2 appropriation of \$917,562 to various general fund agencies  
3 and \$45,851,905 to various non-general fund agencies; and  
4 making proviso changes in several agencies; and amending  
5 the 2011 Budget Ordinance, Ordinance 16984, Sections 17,  
6 21, 27, 28, 29, 31, 32, 42, 69, 72, 75, 82, 96, 99, 101, 109,  
7 112, 120, 122, 123, 124 and 127, as amended, and  
8 Attachments B, C, D and E, as amended, and Ordinance  
9 17073, Attachment D, as amended.

10 BE IT ORDAINED BY THE COUNCIL OF KING COUNTY:

11 SECTION 1. From the general fund there is hereby appropriated a net total of  
12 \$917,562 to various general fund agencies.

13 From various non-general funds there is hereby appropriated a net total of  
14 \$45,851,905 to various non-general fund agencies and making proviso changes in several  
15 agencies, amending the 2011 Budget Ordinance, Ordinance 16984.

16 SECTION 2. Ordinance 16984, Section 17, as amended, is hereby amended by  
17 adding thereto and inserting therein the following:

18 OFFICE OF THE EXECUTIVE - From the general fund there is hereby  
19 appropriated to:

20 Office of the executive \$10,000

21 SECTION 3. Ordinance 16984, Section 21, as amended, is hereby amended by

22 adding thereto and inserting therein the following:

23 SHERIFF - From the general fund there is hereby appropriated to:

24 Sheriff \$55,000

25 SECTION 4. Ordinance 16984, Section 27, as amended, is hereby amended by

26 adding thereto and inserting therein the following:

27 REAL ESTATE SERVICES - From the general fund there is hereby appropriated

28 to:

29 Real estate services \$0

30 P1 PROVIDED THAT:

31 Of this appropriation, \$100,000 shall not be expended or encumbered until the  
32 executive transmits and the council adopts a motion that references the proviso's  
33 ordinance, section and number and finds that the executive has responded to the proviso.  
34 This proviso requires the executive to report on the feasibility of expanding advertising  
35 opportunities on county property. Concurrent with the report, the executive shall transmit  
36 an ordinance proposing the necessary changes to the King County Code and other  
37 existing policies to allow for the expansion of advertisement on county property and  
38 proposing the distribution of revenue generated by advertisement on county property.

39 The executive should transmit to the council the motion, report, and ordinance  
40 required by this proviso by ((~~June 30, 2011~~)) August 31, 2011, filed in the form of a  
41 paper original and an electronic copy with the clerk of the council, who shall retain the  
42 original and provide an electronic copy to all councilmembers, the council chief of staff

43 and the lead staff for the government accountability and oversight committee or its  
44 successor.

45 P2 PROVIDED FURTHER THAT:

46 Of this appropriation, \$100,000 shall not be expended or encumbered until the  
47 executive transmits and the council adopts a motion that references the proviso's  
48 ordinance, section and number and states that the executive has responded to the proviso.  
49 This proviso requires the manager of the facilities management division to report on the  
50 projected annual revenue, workload and staffing needs of the real estate services section  
51 in 2011 and through 2015. The report shall be prepared with input from the manager of  
52 the roads services division to ensure that the impacts of the enacted 2011 mid biennial  
53 budget supplemental appropriation ordinance are accurately reflected in the real estate  
54 services projections. The roads services division has transmitted for council  
55 consideration a roads strategic plan and staffing plan, which shall also be reflected in the  
56 projections.

57 The manager of the facilities management division shall meet with council staff to  
58 develop a template for reporting the projections that includes, but is not limited to: (1)  
59 2011 revenue projections that identify revenues by appropriation section number, low org  
60 unit, account number, and account title; (2) staffing projections that identify staff by  
61 group, which are administration, acquisitions, permits and leasing, by position title, by  
62 salary, by benefits and by percentage billed to non-general fund sources; and (3)  
63 workload projections that identify activities sorted by group except that the  
64 administration group shall be sorted by position, and for each activity identify frequency,

65 hours of staff time, billable hours if applicable, non-general fund revenue and general  
66 fund revenue.

67 The executive must transmit to the council the report, template and motion  
68 required by this proviso by March 18, 2011, in the form of a paper original and an  
69 electronic copy with the clerk of the council, who shall retain the original and provide an  
70 electronic copy to all councilmembers, the council chief of staff and the lead staff for the  
71 budget and fiscal management committee or its successor.

72 SECTION 5. Ordinance 16984, Section 28, as amended, is hereby amended by  
73 adding thereto and inserting therein the following:

74 RECORDS AND LICENSING SERVICES - From the general fund there is  
75 hereby appropriated to:

76 Records and licensing services \$87,814

77 SECTION 6. Ordinance 16984, Section 29, as amended, is hereby amended by  
78 adding thereto and inserting therein the following:

79 PROSECUTING ATTORNEY - From the general fund there is hereby  
80 appropriated to:

81 Prosecuting attorney \$51,653

82 The maximum number of additional FTEs for prosecuting attorney shall be: 1.00

83 SECTION 7. Ordinance 16984, Section 31, as amended, is hereby amended by  
84 adding thereto and inserting therein the following:

85 SUPERIOR COURT - From the general fund there is hereby appropriated to:

86 Superior court \$295,000





110 contain, but need not be limited to, recommendations on: (a) an analysis of funding  
111 needs and possible revenues for family treatment court in 2011 and beyond; (b) the  
112 feasibility of establishing a limit on the number of family treatment court cases; (c)  
113 efficiencies that the defender agencies and superior court could make to reduce costs; and  
114 (d) an analysis of whether Mental Illness and Drug Dependency Action Plan strategy 8a,  
115 expand family treatment court, could be revised to fund all of the costs associated with  
116 family treatment court. (2) In addition, the report must contain data and other information  
117 on family treatment court including, but not limited to: (a) the number of family  
118 treatment court cases in 2009 and 2010; (b) the length of time for family treatment court  
119 case dispositions in 2009 and 2010; (c) the number of hearings for 2009 and 2010 family  
120 treatment court cases; (d) the number of defendants and children involved in family  
121 treatment court cases in 2009 and 2010; and (e) a detailed explanation of the family  
122 treatment court case processing and case handling in the defender agencies and in  
123 superior court.

124 The executive must transmit to the council the report and motion required by this  
125 proviso by ((~~May 15, 2011~~)) August 15, 2011, filed in the form of a paper original and an  
126 electronic copy with the clerk of the council, who shall retain the original and provide an  
127 electronic copy to all councilmembers, the council chief of staff and the lead staffs for the  
128 budget and fiscal management committee and the law, justice, health and human services  
129 committee or their successors.

130 SECTION 11. Ordinance 16984, Section 72, as amended, is hereby amended by  
131 adding thereto and inserting therein the following:



154           Of this appropriation, no more than \$7,468 shall be expended for the  
155 unincorporated area councils.

156           ER6 EXPENDITURE RESTRICTION:

157           Of this appropriation, \$43,040 shall not be expended or encumbered until the  
158 council has adopted a motion stating King County's election for the distribution of funds  
159 for federal fiscal year 2011 under the reauthorization of Public Law 106-393, the Secure  
160 Rural Schools and Self-Determination Act of 2000, and identifying a project to be funded  
161 in 2011 under Title III of the act.

162           ER7 EXPENDITURE RESTRICTION:

163           Of this appropriation, \$10,000 shall not be expended or encumbered for economic  
164 development initiatives until the King County Economic Enterprise Corporation is  
165 dissolved by ordinance and remaining King County Economic Enterprise Corporation  
166 funds are transferred from the general fund to support the work.

167           P1 PROVIDED THAT:

168           Of this appropriation, \$100,000 shall not be expended or encumbered until the  
169 executive transmits a report and legislation that references the proviso's ordinance,  
170 section and number and states that the executive has responded to the proviso. This  
171 proviso requires the manager of the water and land resources division to provide a report  
172 relating to the surface water management fee discount rates allowed for nonresidential  
173 parcels that are served by one or more flow control or water quality treatment facilities or  
174 that can be demonstrated to provide flow control or water quality treatment of surface and  
175 storm water, in compliance with the standards in K.C.C. chapter 9.04. The report shall  
176 include an evaluation and development of a new fee credit program, as a replacement for

177 the two-year two-rate discount provided for in K.C.C. 9.09.080.B.5. The two-year two-  
178 rate discount will end January 1, 2013. The executive shall transmit an ordinance  
179 containing any revisions to the code required to implement such a program.

180 The executive should transmit to the council the report and legislation required by  
181 this proviso by (~~July 31, 2011~~) September 26, 2011, filed in the form of a paper original  
182 and an electronic copy with the clerk of the council, who shall retain the original and  
183 provide an electronic copy to all councilmembers, the council chief of staff and the lead  
184 staff for the environment and transportation committee or its successor.

185 SECTION 13. Ordinance 16984, Section 82, as amended, is hereby amended by  
186 adding thereto and inserting therein the following:

187 DEVELOPMENT AND ENVIRONMENTAL SERVICES - From the  
188 development and environmental services fund there is hereby disappropriated from:

189 Development and environmental services (\$171,915)

190 The maximum number of additional FTEs for development and environmental  
191 services shall be: ( 1.00)

192 SECTION 14. Ordinance 16984, Section 96, as amended, is hereby amended by  
193 adding thereto and inserting therein the following:

194 GRANTS - From the grants fund there is hereby appropriated to:

195 Grants \$20,786,846

196 SECTION 15. Ordinance 16984, Section 99, as amended, is hereby amended by  
197 adding thereto and inserting therein the following:

198 FEDERAL HOUSING AND COMMUNITY DEVELOPMENT - From the  
199 federal housing and community development fund there is hereby appropriated to:

200 Federal housing and community development \$22,161,438

201 SECTION 16. Ordinance 16984, Section 101, as amended, is hereby amended by

202 adding thereto and inserting therein the following:

203 SOLID WASTE - From the solid waste fund there is hereby appropriated to:

204 Solid waste \$86,707

205 SECTION 17. Ordinance 16984, Section 109, as amended, is hereby amended by

206 adding thereto and inserting therein the following:

207 GEOGRAPHIC INFORMATION SYSTEMS - From the geographic information

208 systems (GIS) fund there is hereby appropriated to:

209 Geographic information systems \$215,637

210 The maximum number of additional FTEs for geographic information

211 systems shall be: 1.00

212 SECTION 18. Ordinance 16984, Section 112, as amended, is hereby amended by

213 adding thereto and inserting therein the following:

214 FACILITIES MANAGEMENT INTERNAL SERVICE - From the facilities

215 management - internal service fund there is hereby appropriated to:

216 Facilities management internal service \$ 0

217 P1 PROVIDED THAT:

218 Of this appropriation, \$100,000 shall not be expended or encumbered until the

219 executive transmits a report detailing the operational and capital facilities savings

220 achieved at each site from which servers were removed and relocated to the Sabey data

221 center through July 1, 2011.

222           The executive must file the report required to be submitted by this proviso by  
223 August 31, 2011, in the form of a paper original and an electronic copy with the clerk of  
224 the council, who shall retain the original and provide an electronic copy to all  
225 councilmembers, the council chief of staff and the lead staff for the government  
226 accountability and oversight committee or its successor. Upon receipt, the clerk shall  
227 provide a proof of receipt to the director of the office of performance, strategy and  
228 budget.

229           P2 PROVIDED FURTHER THAT:

230           Of this appropriation, \$100,000 shall not be expended or encumbered until the  
231 King County sheriff's office and the facilities management division shall jointly report on  
232 the operating procedures for weapons screening and court facility building access and  
233 security, highlighting the shared operational functions and the protocols for the daily  
234 transfer of responsibility between these agencies.

235           The executive shall file the report required to be submitted by this proviso by  
236 May 31, 2011, in the form of a paper original and an electronic copy with the clerk of the  
237 council, who shall retain the original and provide an electronic copy to all  
238 councilmembers, the council chief of staff and the lead staff for the law, justice, health  
239 and human services committee or its successor. Upon receipt, the clerk shall provide a  
240 proof of receipt to the director of the office of performance, strategy and budget.

241           P3 PROVIDED FURTHER THAT:

242           Of this appropriation, \$750,000 shall not be encumbered or expended except as  
243 authorized in this proviso: the executive must prepare and transmit to the council, in the  
244 template format identified as FMD 2010 proviso template, dated October 27, 2010

245 (previously prepared and submitted by council staff to the facilities management division  
246 and a copy of which is on file with the clerk of the council as part of the legislative record  
247 of this ordinance), quarterly reports on all capital projects managed by the facilities  
248 management division including parks, building repair and replacement and major  
249 maintenance reserve fund projects. Each quarterly report must include, but not be limited  
250 to: (1) project scope, including project description and any explanation of scope changes;  
251 (2) project budget, including life to date appropriations, estimate at completion, and  
252 project baseline; (3) project schedule, including current phase, project status, and phase  
253 start and end dates; and (4) project management hours, including project manager  
254 identification, project management hours expended on the project to date and total  
255 projected project management hours.

256         Each quarterly report must identify any milestone or work item that was to be  
257 completed in the quarter and whether the milestone was missed or not completed. The  
258 first report, reporting on the last quarter of 2010 and first quarter of 2011, must be  
259 submitted by April 30, 2011, the second report, reporting on the second quarter of 2011,  
260 by July 30, 2011, and the third report, reporting on the third quarter of 2011, by October  
261 30, 2011. Upon transmission of each of the first two quarterly reports, \$250,000 becomes  
262 available for encumbrance or expenditure. For the third quarterly report, the final  
263 \$250,000 of the expenditure restriction is available for encumbrance or expenditure after  
264 the executive transmits and the council adopts a motion that references the proviso's  
265 ordinance, section and number and states that the executive has responded to the proviso.

266         If any report is not transmitted by the dates required in this proviso, \$250,000 in  
267 appropriation authority shall lapse for each such untimely report.



268           The quarterly reports required to be submitted by this proviso must be filed in the  
269 form of a paper original and an electronic copy with the clerk of the council, who shall  
270 retain the original and provide an electronic copy to all councilmembers, the council chief  
271 of staff and the lead staff for the budget and fiscal management committee or its  
272 successor. Upon receipt of the first two quarterly reports, the clerk shall provide a proof  
273 of receipt to the director of the office of performance, strategy and budget.

274           P4 PROVIDED FURTHER THAT:

275           Of this appropriation, \$140,000 shall not be expended or encumbered until the  
276 executive transmits a proposed ordinance and the council adopts legislation that  
277 references the proviso's ordinance, section and number and finds that the executive has  
278 responded to the proviso. This proviso requires the executive to include in the proposed  
279 ordinance new policies directing procurement and contract services section of the  
280 finance and business operations division to require the use of the King County print shop  
281 by county agencies, including the review of all existing contracts with external printing  
282 vendors who provide services similar to those provided by the print shop, and denial of  
283 all agency requests for external printing vendors unless the service requested is such that  
284 the King County print shop is unable to reasonably provide the service. The proposed  
285 ordinance will also contain a policy to define acceptable use of external printing vendors  
286 for services that the King County print shop is unable to reasonably provide, a market  
287 analysis of the print shop's fees for services and a market analysis of the time required by  
288 the print shop to complete printing services.

289           The executive should transmit to the council the proposed ordinance required by  
290 this proviso by (~~June 1, 2011~~) September 30, 2011, filed in the form of a paper original

291 and an electronic copy with the clerk of the council, who shall retain the original and  
292 provide an electronic copy to all councilmembers, the council chief of staff and the lead  
293 staff for the government accountability and oversight committee or its successor.

294 P5 PROVIDED FURTHER THAT:

295 Of this appropriation, \$100,000 shall not be expended or encumbered until the  
296 executive transmits a report that: (1) analyzes the county's current policies related to  
297 leasing versus owning real property; and (2) based on that analysis, identifies revisions to  
298 those policies for consideration by the council.

299 The executive must transmit to the council by June 30, 2011, the report in the  
300 form of a paper original and an electronic copy with the clerk of the council, who shall  
301 retain the original and provide an electronic copy to all councilmembers, the council chief  
302 of staff and the lead staff for the budget and fiscal management committee or its  
303 successor. Upon receipt, the clerk shall provide a proof of receipt to the director of the  
304 office of performance, strategy and budget.

305 P6 PROVIDED FURTHER THAT:

306 Of this appropriation, \$250,000 shall not be expended or encumbered until the  
307 executive has transmitted and the council adopts legislation that references the proviso's  
308 ordinance, section and number and states that the executive has responded to the proviso.  
309 This proviso requires proposed amendments to update the King County space plan, which  
310 were due according to K.C.C. 20.12.100 on March 1, 2010. Because of the reduction in  
311 the number of county agency positions over the past two years as a result of budgetary  
312 limitations, these amendments must include an analysis of space that can be consolidated,  
313 facilities mothballed or surplus and a recommended strategy for disposition.

314 The executive must transmit to the council the required space plan amendments  
315 and legislation by May 16, 2011, filed in the form of a paper original and an electronic  
316 copy with the clerk of the council, who shall retain the original and provide an electronic  
317 copy to all councilmembers, the council chief of staff, the director of strategic policy  
318 initiatives and the lead staff to the budget and fiscal management committee or their  
319 successors.

320 SECTION 19. Ordinance 16984, Section 120, as amended, is hereby amended by  
321 adding thereto and inserting therein the following:

322 CAPITAL IMPROVEMENT PROGRAM - From the several capital  
323 improvement project funds there are hereby appropriated and authorized to be disbursed  
324 the following amounts for the specific projects identified in Attachment A to this  
325 ordinance.

326	<b>Fund</b>	<b>Fund Name</b>	<b>2011</b>
327	3151	CONSERVATION FUTURES SUBFUND	\$0
328	3160	PARKS & RECREATION - OPEN SPACE CONSTRUCTION	\$150,000
329	3220	HOUSING OPPORTUNITY FUND	\$123,095
330	3951	BUILDING REPAIR AND REPLACEMENT SUBFUND	\$83,183
331		<b>TOTAL GENERAL CIP</b>	<b>\$356,278</b>

332 SECTION 20. Attachment A to this ordinance hereby amends Attachment B to  
333 Ordinance 16984, as amended, by adding thereto and inserting therein the projects listed  
334 in Attachment A to this ordinance.

335 SECTION 21. Ordinance 16984, Section 122, as amended, is hereby amended by  
336 adding thereto and inserting therein the following:

337            SURFACE WATER CAPITAL IMPROVEMENT PROGRAM - From the  
338 several capital improvement projects funds there are hereby appropriated and authorized  
339 to be disbursed the following amounts for the specific projects identified in Attachment B  
340 to this ordinance.

341	<b>Fund</b>	<b>Fund Name</b>	<b>2011</b>
342	3292	SURFACE WATER MANAGEMENT CIP NON-BOND SUBFUND	\$354,545

343            SECTION 22. Attachment B to this ordinance hereby amends Attachment C to  
344 Ordinance 16984, as amended, by adding thereto and inserting therein the projects listed  
345 in Attachment B to this ordinance.

346            SECTION 23. Ordinance 16984, Section 123, as amended, is hereby amended by  
347 adding thereto and inserting therein the following:

348            MAJOR MAINTENANCE CAPITAL IMPROVEMENT PROGRAM - From the  
349 several capital improvement project funds there are hereby appropriated and authorized  
350 to be disbursed the following amounts for the specific projects identified in Attachment C  
351 to this ordinance.

352	<b>Fund</b>	<b>Fund Name</b>	<b>2011</b>
353	3421	MAJOR MAINTENANCE RESERVE SUB-FUND	\$116,448

354            SECTION 24. Attachment C to this ordinance hereby amends Attachment D to  
355 Ordinance 16984, as amended, by adding thereto and inserting therein the projects listed  
356 in Attachment C to this ordinance.

357            SECTION 25. Ordinance 16984, Section 124, as amended, is hereby amended by  
358 adding thereto and inserting therein the following:

359            SOLID WASTE CAPITAL IMPROVEMENT PROGRAM - From the several  
360 capital improvement project funds for there are hereby appropriated and authorized to be  
361 disbursed the following amounts for the specific projects identified in Attachment D to  
362 this ordinance.

363	<b>Fund</b>	<b>Fund Name</b>	<b>2011</b>
364	3901	SOLID WASTE BAN SALE SUB-FUND	\$113,712

365            SECTION 26. Attachment D to this ordinance hereby amends Attachment E to  
366 Ordinance 16984, as amended, by adding thereto and inserting therein the projects listed  
367 in Attachment D to this ordinance.

368            SECTION 27. Ordinance 16984, Section 127, as amended, is hereby amended to  
369 read as follows:

370            **Adoption of 2011 Budget Detail Spending Plan.** The 2011 Budget Detail  
371 Spending Plan as set forth in ~~((Attachment D to this ordinance (Ordinance 17073)))~~  
372 Attachment E to this ordinance (Proposed Ordinance 2011-0340) is hereby adopted  
373 pursuant to K.C.C. 4.04.040A.2.c. Any recommended changes to the spending plan shall

374 be transmitted by the executive as part of the quarterly management and budget report  
375 and shall accompany any request for quarterly supplemental appropriations.  
376

KING COUNTY COUNCIL  
KING COUNTY, WASHINGTON

---

Larry Gossett, Chair

ATTEST:

---

Anne Noris, Clerk of the Council

APPROVED this \_\_\_\_ day of \_\_\_\_\_, \_\_\_\_\_.

---

Dow Constantine, County Executive

**Attachments:** A. General Government Capital Improvement Program, B. Surface Water Management Capital Improvement Program, C. Major Maintenance Capital Improvement Program, D. Solid Waste Capital Improvement Program, E. 2011 Budget Detail Spending Plan, Revised July 21, 2011 for Adopted Ordinance 16984

ATTACHMENT A GENERAL GOVERNMENT CAPITAL IMPROVEMENT PROGRAM

Fund	Project	Project Name	2011	2012	2013	2014	2015	2016	Grand Total
3151/CONSERVATION FUTURES SUBFUND									
	315140	Cottage Lake/Bear Creek	\$ 486,209						486,209
	315159	Carnation Farmland	\$ (200,000)						(200,000)
	315174	Taylor Mtn Forest Inholdings	\$ (127,189)						(127,189)
	315176	Tolt River Natural Area	\$ 18,810						18,810
	315192	Newaukum / Green Confluence	\$ 175,000						175,000
	315195	Sammamish Valley - Zante	\$ (92,348)						(92,348)
	315200	Cottage Lake Creek	\$ (486,209)						(486,209)
	315202	Lower Cedar River Conservation	\$ 257,189						257,189
	315206	Sammamish Valley Farm	\$ (100,000)						(100,000)
	315208	White River PSE Corridor	\$ (245,000)						(245,000)
	315209	Cougar-Squak Corridor	\$ (375,000)						(375,000)
	315211	White River Pinnacle Peak	\$ 245,000						245,000
	315213	Farmers Market	\$ 192,348						192,348
	315214	Chinook Bend Natural Area Add	\$ (18,810)						(18,810)
	315219	Cougar Mtn Park-Precipice	\$ 375,000						375,000
	315404	Thorton Creek Natural Area	\$ 30,000						30,000
	315449	Lake City Urban Village	\$ 30,000						30,000
	315600	TDR Partnership	\$ 135,000						135,000
	315760	NOR - Walker Preserve	\$ (563,000)						(563,000)
	315785	LFP - 40th Place Green	\$ (125,000)						(125,000)
	315787	NOR - Beaconsfield	\$ 563,000						563,000
	315791	BLK - Jones Lake	\$ (175,000)						(175,000)
<b>3151/CONSERVATION FUTURES SUBFUND TOTAL</b>			<b>0</b>						<b>0</b>
3160/PARKS & RECREATION - OPEN SPACE CONSTRUCTION									
	316101	Backcountry Trails - Duthie Hill Mountain Bike Park	150,000						150,000
<b>3160/PARKS &amp; RECREATION - OPEN SPACE CONSTRUCTION total</b>			<b>150,000</b>						<b>150,000</b>
3220/Housing Opportunity Fund									
	333900	Homeless Housing & Services	123,095						123,095
<b>3220/Housing Opportunity Fund Total</b>			<b>123,095</b>						<b>123,095</b>
3951/BUILDING REPAIR AND REPLACEMENT SUBFUND									
	395019	Elections Building - Voter Outreach Center	\$418,183						418,183
	395154	Yesler Building Fire Repair	(\$335,000)						(335,000)
<b>3951/BUILDING REPAIR AND REPLACEMENT SUBFUND Total</b>			<b>83,183</b>						<b>83,183</b>
<b>Grand Total</b>			<b>356,278</b>	<b>0</b>	<b>0</b>	<b>0</b>	<b>0</b>	<b>0</b>	<b>356,278</b>

<b>ATTACHMENT B SURFACE WATER MANAGEMENT CAPITAL IMPROVEMENT PROGRAM</b>									
<b>Fund Title</b>	<b>Project</b>	<b>Project Name</b>	<b>2011</b>	<b>2012</b>	<b>2013</b>	<b>2014</b>	<b>2015</b>	<b>2016</b>	<b>Grand Total</b>
3292/SURFACE WATER MANAGEMENT CIP NON-BOND SUBFUND									
	P20000	PUBLIC SAFETY/PROPERTY	354,545						354,545
3292/SURFACE WATER MANAGEMENT CIP NON-BOND SUBFUND Total			354,545	0	0	0	0	0	354,545
<b>Grand Total Surface Water Management Attachment</b>			<b>354,545</b>	<b>0</b>	<b>0</b>	<b>0</b>	<b>0</b>	<b>0</b>	<b>354,545</b>



ATTACHMENT C MAJOR MAINTENANCE CAPITAL IMPROVEMENT PROGRAM

Fund Title	Project	Project Name	2011 Proposed	2012	2013	2014	2015	2016	Grand Total
3421/MAJOR MAINTENANCE RESERVE FUND									
	343230	YESLER FLOOR FINISHES	(\$98,194)						(\$98,194)
	344581	BALLISTIC RENOVATION - RAVENSDALE GUN RANGE	\$99,434						\$99,434
	344817	MRJC-DET BUILDING HEAT WHEELS	\$115,208						\$115,208
3421/MAJOR MAINTENANCE RESERVE FUND		Total	\$116,448						\$116,448
Grand Total			116,448						116,448

**ATTACHMENT D SOLID WASTE CAPITAL IMPROVEMENT PROGRAM**

<b>Fund Title</b>	<b>Project</b>	<b>Project Name</b>	<b>2011</b>	<b>2012</b>	<b>2013</b>	<b>2014</b>	<b>2015</b>	<b>2016</b>	<b>Grand Total</b>
3901/SOLID WASTE BAN SALE SUB-FUND									
	D15439	Solid Waste BAN Sub-Fund	113,712						113,712
3901/SOLID WASTE CONSTRUCTION		Total	113,712						113,712
<b>Grand Total Solid Waste Capital Improvement Program</b>			<b>113,712</b>						<b>113,712</b>

**ATTACHMENT E: 2011 BUDGET DETAIL SPENDING PLAN, REVISED JULY 21, 2011 FOR ADOPTED ORDINANCE 16984**

GF	ORD	SECTION	SECTION NAME	2011 ADOPTED SECTION I		TOTAL OF ADOPTED SUPPLEMENTALS AS OF JUNE 30, 2011		2ND OMNIBUS		TOTAL TO DATE	
				EXP	FTEs	EXP	FTEs	EXP	FTEs	EXP	FTEs
GENERAL FUND											
	6		COUNTY COUNCIL								
		0010.6661	COUNCIL DISTRICT 1	265,580	2.00	(14,300)	-			251,280	2.00
		0010.6662	COUNCIL DISTRICT 2	265,580	2.00	(14,297)	-			251,283	2.00
		0010.6663	COUNCIL DISTRICT 3	265,580	2.00	(14,297)	-			251,283	2.00
		0010.6664	COUNCIL DISTRICT 4	265,580	2.00	(14,297)	-			251,283	2.00
		0010.6665	COUNCIL DISTRICT 5	265,580	2.00	(14,297)	-			251,283	2.00
		0010.6666	COUNCIL DISTRICT 6	265,580	2.00	(14,297)	-			251,283	2.00
		0010.6667	COUNCIL DISTRICT 7	265,580	2.00	(14,297)	-			251,283	2.00
		0010.6668	COUNCIL DISTRICT 8	265,580	2.00	(14,297)	-			251,283	2.00
		0010.6669	COUNCIL DISTRICT 9	265,580	2.00	(14,297)	-			251,283	2.00
			COUNTY COUNCIL Total	2,390,220	18.00	(128,676)	-			2,261,544	18.00
	7		COUNCIL ADMINISTRATION								
		0020.1043	COUNCIL ADMINISTRATION ANALYTICAL STAFF	3,545,539	26.00	128,676	-			3,674,215	26.00
		0020.1046	COUNCIL ADMINISTRATIVE AND LEGAL SUPPORT	4,253,424	23.10	120,602	-			4,374,026	23.10
		0020.10XX	DISTRICT SUPPORT & CONSTITUENT SERVICES	3,276,194	36.00	-	-			3,276,194	36.00
			COUNCIL ADMINISTRATION Total	11,075,157	85.10	249,278	-			11,324,435	85.10
	8		HEARING EXAMINER								
		0030	HEARING EXAMINER	558,696	4.00	(5,990)	-			552,706	4.00
			HEARING EXAMINER Total	558,696	4.00	(5,990)	-			552,706	4.00
	9		COUNTY AUDITOR								
		0040.1045	FINANCIAL AND PERFORMANCE AUDITS	1,530,258	13.20	35,733	-			1,565,991	13.20
		0040.6670	AUDITOR CAPITAL PROJECT OVERSIGHT	0	3.70	-	-			0	3.70
			COUNTY AUDITOR Total	1,530,258	16.90	35,733	-			1,565,991	16.90
	10		OMBUDSMAN/TAX ADVISOR								
		0050.1047	TAX ADVISOR	220,698	2.00	-	-			220,698	2.00
		0050.1048	OMBUDSMAN	994,042	8.00	17,477	-			1,011,519	8.00
			OMBUDSMAN/TAX ADVISOR Total	1,214,740	10.00	17,477	-			1,232,217	10.00
	11		KING COUNTY CIVIC TELEVISION								
		0060	KING COUNTY CIVIC TELEVISION	563,909	5.00	8,302	-			572,211	5.00
			KING COUNTY CIVIC TELEVISION Total	563,909	5.00	8,302	-			572,211	5.00
	12		BOARD OF APPEALS								
		0070	BOARD OF APPEALS	675,082	4.00	6,995	-			682,077	4.00
			BOARD OF APPEALS Total	675,082	4.00	6,995	-			682,077	4.00
	13		OFFICE OF LAW ENFORCEMENT OVERSIGHT								
		0085	OFFICE OF LAW ENFORCEMENT OVERSIGHT	335,344	4.00	-	-			335,344	4.00
			OFFICE OF LAW ENFORCEMENT OVERSIGHT Total	335,344	4.00	-	-			335,344	4.00
	14		DISTRICTING COMMITTEE								
		0086	DISTRICTING COMMITTEE	280,000		-	-			280,000	
			DISTRICTING COMMITTEE Total	280,000		-	-			280,000	
	15		OFFICE OF ECONOMIC AND FINANCIAL ANALYSIS								
		0087	OFFICE OF ECONOMIC AND FINANCIAL ANALYSIS	345,604	2.50	-	-			345,604	2.50
			OFFICE OF ECONOMIC AND FINANCIAL ANALYSIS Total	345,604	2.50	-	-			345,604	2.50
	16		COUNTY EXECUTIVE								
		0110	COUNTY EXECUTIVE	327,411	2.00	-	-			327,411	2.00
			COUNTY EXECUTIVE Total	327,411	2.00	-	-			327,411	2.00
	17		OFFICE OF THE EXECUTIVE								
		0120	OFFICE OF THE EXECUTIVE	3,665,744	24.00	-	-	10,000	-	3,675,744	24.00
			OFFICE OF THE EXECUTIVE Total	3,665,744	24.00	-	-	10,000	-	3,675,744	24.00
	18		OFFICE OF PERFORMANCE, STRATEGY AND BUDGET								
		0140	OFFICE OF PERFORMANCE, STRATEGY AND BUDGET	6,521,872	45.00	65,221	-			6,587,093	45.00
			OFFICE OF PERFORMANCE, STRATEGY AND BUDGET Total	6,521,872	45.00	65,221	-			6,587,093	45.00
	19		FINANCE - GF								

**ATTACHMENT E: 2011 BUDGET DETAIL SPENDING PLAN, REVISED JULY 21, 2011 FOR ADOPTED ORDINANCE 16984**

GF	ORD	SECTION	SECTION NAME	2011 ADOPTED SECTION I		TOTAL OF ADOPTED SUPPLEMENTALS AS OF JUNE 30, 2011		2ND OMNIBUS		TOTAL TO DATE	
				EXP	FTEs	EXP	FTEs	EXP	FTEs	EXP	FTEs
		0150	FINANCE - GF	2,830,672		(340,636)	-			2,490,036	0.00
			FINANCE - GF Total	2,830,672		(340,636)	-			2,490,036	0.00
	20		OFFICE OF LABOR RELATIONS			-	-				
		0186	OFFICE OF LABOR RELATIONS	2,077,697	14.50	61,933	-			2,139,630	14.50
			OFFICE OF LABOR RELATIONS Total	2,077,697	14.50	61,933	-			2,139,630	14.50
	21		SHERIFF			-	-				
		0200.1938	911 COMMUNICATIONS	10,192,708	97.50	137,545	1.00			10,330,253	98.50
		0200.1943	SHERIFF ADMINISTRATION	35,921,216	140.00	(2,840,463)	42.50			33,080,753	182.50
		0200.1954	FIELD OPERATIONS UNINCORPORATED	31,211,760	245.00	576,570	-			31,788,330	245.00
		0200.8331	FIELD OPERATIONS CONTRACT SERVICES	28,279,034	212.80	129,136	-	55,000	-	28,463,170	212.80
		0200.8340	SPECIAL OPERATIONS OTHER TRANSIT CONTRACT SERVICES	15,462,319	121.00	107,614	-			15,569,933	121.00
		0200.8344	SPECIAL OPERATIONS CRITICAL INCIDENT RESPONSE	1,653,074	10.00	(1,653,074)	(10.00)			0	0.00
		0200.8342	SPECIAL OPERATIONS PATROL SUPPORT	4,597,532	25.00	2,969,080	19.00			7,566,612	44.00
		0200.8350	CRIMINAL INVESTIGATIONS MAJOR INVESTIGATIONS	6,228,556	46.00	4,206,852	33.00			10,435,408	79.00
		0200.8360	COURT SECURITY AND SPECIAL INVESTIGATIONS	5,031,930	98.50	(5,031,930)	(98.50)			0	0.00
		0200.8339	PROFESSIONAL STANDARDS			2,096,792	15.00			2,096,792	15.00
			SHERIFF Total	138,578,129	995.80	698,122	2.00	55,000	-	139,331,251	997.80
	22		DRUG ENFORCEMENT FORFEITS			-	-				
		0205	DRUG ENFORCEMENT FORFEITS	1,091,572	3.00	137,983	1.00			1,229,555	4.00
			DRUG ENFORCEMENT FORFEITS Total	1,091,572	3.00	137,983	1.00			1,229,555	4.00
	23		OFFICE OF EMERGENCY MANAGEMENT			-	-				
		0401	OFFICE OF EMERGENCY MANAGEMENT	1,357,979	4.00	-	-			1,357,979	4.00
			OFFICE OF EMERGENCY MANAGEMENT Total	1,357,979	4.00	-	-			1,357,979	4.00
	24		EXECUTIVE SERVICES - ADMINISTRATION			-	-				
		0417.9500	DES ADMINISTRATION	2,450,842	17.00	57,716	-			2,508,558	17.00
		0417.9501	DES CIVIL RIGHTS	798,935	5.50	-	-			798,935	5.50
			EXECUTIVE SERVICES - ADMINISTRATION Total	3,249,777	22.50	57,716	-			3,307,493	22.50
	25		HUMAN RESOURCES MANAGEMENT			-	-				
		0420.3012M	HUMAN RESOURCES SERVICES	2,778,128	15.00	-	-			2,778,128	15.00
		0420.3013M	HUMAN RESOURCES CUSTOMER SERVICES	2,506,543	20.75	(72,497)	-			2,434,046	20.75
			HUMAN RESOURCES MANAGEMENT Total	5,284,671	35.75	(72,497)	-			5,212,174	35.75
	26		CABLE COMMUNICATIONS			-	-				
		0437	CABLE COMMUNICATIONS	297,723	1.00	-	-			297,723	1.00
			CABLE COMMUNICATIONS Total	297,723	1.00	-	-			297,723	1.00
	27		REAL ESTATE SERVICES			-	-				
		0440	REAL ESTATE SERVICES	3,667,229	26.00	-	-	0	-	3,667,229	26.00
			REAL ESTATE SERVICES Total	3,667,229	26.00	-	-	0	-	3,667,229	26.00
	28		RECORDS AND LICENSING SERVICES			-	-				
		0470.1437	RECORDS MANAGEMENT MAIL SERVICES	1,589,619	12.50	-	-			1,589,619	12.50
		0470.1550	REAL RECORDS AND LICENSING SERVICES	4,977,197	49.50	-	-	87,814	-	5,065,011	49.50
		0470.6434	REAL ADMINISTRATION	952,300	6.00	-	-			952,300	6.00
			RECORDS AND LICENSING SERVICES Total	7,519,116	68.00	-	-	87,814	-	7,606,930	68.00
	29		PROSECUTING ATTORNEY			-	-				
		0500.5028	PAO ADMINISTRATIVE DIVISION	6,504,211	18.00	-	-			6,504,211	18.00
		0500.8570	CRIMINAL DIVISION ECONOMIC CRIMES	4,097,534	34.60	-	-			4,097,534	34.60
		0500.8571	CRIMINAL DIVISION SPECIAL VICTIMS	2,387,066	30.30	-	-			2,387,066	30.30
		0500.8572	CRIMINAL DIVISION VIOLENT CRIMES	17,434,325	152.50	-	-			17,434,325	152.50
		0500.8573	CRIMINAL DIVISION JUVENILE	2,840,088	30.60	-	-			2,840,088	30.60
		0500.8574	CRIMINAL DIVISION DISTRICT COURT	2,243,717	21.00	-	-			2,243,717	21.00
		0500.8575	CRIMINAL DIVISION APPELLATE	1,821,175	13.00	-	-			1,821,175	13.00
		0500.8576	CRIMINAL DIVISION ADMINISTRATION	1,588,513	13.00	-	-			1,588,513	13.00
		0500.8577	CIVIL DIVISION LITIGATION	5,773,862	46.40	-	-			5,773,862	46.40
		0500.8578	CIVIL DIVISION PROPERTY/ENVIRONMENT	2,342,384	17.00	-	-			2,342,384	17.00

**ATTACHMENT E: 2011 BUDGET DETAIL SPENDING PLAN, REVISED JULY 21, 2011 FOR ADOPTED ORDINANCE 16984**

GF	ORD	SECTION	SECTION NAME	2011 ADOPTED SECTION I		TOTAL OF ADOPTED SUPPLEMENTALS AS OF JUNE 30, 2011		2ND OMNIBUS		TOTAL TO DATE	
				EXP	FTEs	EXP	FTEs	EXP	FTEs	EXP	FTEs
		0500.8905	CIVIL DIVISION GENERAL COUNTY SERVICES	2,638,367	18.00	94,261	1.00	51,653	1.00	2,784,281	20.00
		0500.8906	FAMILY SUPPORT	6,767,938	64.40	-	-	-	-	6,767,938	64.40
		PROSECUTING ATTORNEY Total		56,439,180	458.80	94,261	1.00	51,653	1.00	56,585,094	460.80
30		PROSECUTING ATTORNEY ANTIPROFITEERING				-	-				
		0501	PROSECUTING ATTORNEY ANTIPROFITEERING	119,897		-	-			119,897	
		PROSECUTING ATTORNEY ANTIPROFITEERING Total		119,897		-	-			119,897	
31		SUPERIOR COURT				-	-				
		0510.6435	SC ADMINISTRATION	6,950,368	33.50	204,863	-			7,155,231	33.50
		0510.6442	COURT OPS CIVIL & CRIMINAL SUPPORT SERVICES	12,948,651	112.50	-	-	295,000	-	13,243,651	112.50
		0510.6458	COURT OPERATIONS INTERPRETERS	1,053,775	7.50	-	-	-	-	1,053,775	7.50
		0510.6478	COURT OPERATIONS JURY SERVICES	2,342,289	4.00	-	-	-	-	2,342,289	4.00
		0510.6481	FAMILY COURT DEPENDENCY CASA	1,793,563	18.35	-	-	-	-	1,793,563	18.35
		0510.6483	FAMILY COURT SUPPORT SERVICES	3,818,361	42.25	-	-	-	-	3,818,361	42.25
		0510.6491	JUVENILE COURT SUPPORT	1,615,627	17.60	-	-	-	-	1,615,627	17.60
		0510.6498	JUVENILE COURT DIVERSION	411,943	3.00	-	-	-	-	411,943	3.00
		0510.6500	SC JUDICIAL FTES	6,358,397	64.80	-	-	-	-	6,358,397	64.80
		0510.6510	JUVENILE COURT PROBATION	6,760,409	68.35	-	-	-	-	6,760,409	68.35
		SUPERIOR COURT Total		44,053,383	371.85	204,863	-	295,000	-	44,553,246	371.85
32		DISTRICT COURT				-	-				
		0530.6695	DC PROBATION DIVISION	1,300,084	12.00	-	-			1,300,084	12.00
		0530.6696	DC ADMINISTRATION	10,142,593	56.00	353,718	-			10,496,311	56.00
		0530.6697	DC OPERATIONS	11,451,156	151.75	-	-	295,000	-	11,746,156	151.75
		0530.6700	DC JUDICIAL FTES	4,516,205	25.70	-	-	-	-	4,516,205	25.70
		DISTRICT COURT Total		27,410,038	245.45	353,718	-	295,000	-	28,058,756	245.45
33		ELECTIONS				-	-				
		0535.1421	ELECTIONS ADMINISTRATION	2,397,006	12.50	-	-			2,397,006	12.50
		0535.1422	ELECTIONS OPERATIONS	3,700,850	7.70	-	-			3,700,850	7.70
		0535.1423	BALLOT PROCESSING AND DELIVERY	1,079,104	13.00	-	-			1,079,104	13.00
		0535.1424	VOTER SERVICES	1,858,672	17.00	-	-			1,858,672	17.00
		0535.1425	ELECTIONS TECHNICAL SERVICES	2,021,121	11.80	-	-			2,021,121	11.80
		0535.1426	ELECTIONS SERVICES	6,599,221		-	-			6,599,221	
		ELECTIONS Total		17,655,974	62.00	-	-			17,655,974	62.00
34		JUDICIAL ADMINISTRATION				-	-				
		0540.6600	DJA ADMINISTRATOR	4,603,231	19.00	32,200	-			4,635,431	19.00
		0540.6603	DJA SATELLITE SITES	4,829,323	62.50	-	-			4,829,323	62.50
		0540.6606	DJA RECORDS AND FINANCE	4,475,323	55.50	-	-			4,475,323	55.50
		0540.6609	DJA CASEFLOW	4,806,653	66.00	-	-			4,806,653	66.00
		0540.6611	DJA LAW LIBRARY	149,109		-	-			149,109	
		JUDICIAL ADMINISTRATION Total		18,863,639	203.00	32,200	-			18,895,839	203.00
35		STATE AUDITOR				-	-				
		0610	STATE AUDITOR	807,296		-	-			807,296	
		STATE AUDITOR Total		807,296		-	-			807,296	
36		BOUNDARY REVIEW BOARD				-	-				
		0630	BOUNDARY REVIEW BOARD	336,789	2.00	-	-			336,789	2.00
		BOUNDARY REVIEW BOARD Total		336,789	2.00	-	-			336,789	2.00
37		FEDERAL LOBBYING				-	-				
		0645	FEDERAL LOBBYING	368,000		-	-			368,000	
		FEDERAL LOBBYING Total		368,000		-	-			368,000	
38		MEMBERSHIPS AND DUES				-	-				
		0650	MEMBERSHIPS AND DUES	161,250		448,952	-			610,202	0.00
		MEMBERSHIPS AND DUES Total		161,250		448,952	-			610,202	0.00
39		EXECUTIVE CONTINGENCY				-	-				
		0655	EXECUTIVE CONTINGENCY	100,000		-	-			100,000	

**ATTACHMENT E: 2011 BUDGET DETAIL SPENDING PLAN, REVISED JULY 21, 2011 FOR ADOPTED ORDINANCE 16984**

GF	ORD	SECTION	SECTION NAME	2011 ADOPTED SECTION I		TOTAL OF ADOPTED SUPPLEMENTALS AS OF JUNE 30, 2011		2ND OMNIBUS		TOTAL TO DATE	
				EXP	FTEs	EXP	FTEs	EXP	FTEs	EXP	FTEs
			EXECUTIVE CONTINGENCY Total	100,000		-	-			100,000	
	40		INTERNAL SUPPORT			-	-				
		0656	INTERNAL SUPPORT	8,424,002		340,504	-			8,764,506	0.00
			INTERNAL SUPPORT Total	8,424,002		340,504	-			8,764,506	0.00
	41		ASSESSMENTS			-	-				
		0670.1597	ASM ADMINISTRATION	4,160,080	20.00	203,263	-			4,363,343	20.00
		0670.1601	ASM ACCOUNTING OPERATIONS	3,073,601	39.00	-	-			3,073,601	39.00
		0670.1606	ASM INFORMATION SERVICES	1,633,272	14.00	-	-			1,633,272	14.00
		0670.1612	RESIDENTIAL	7,422,054	83.00	-	-			7,422,054	83.00
		0670.1618	Commercial - Business	4,954,279	52.00	-	-			4,954,279	52.00
			ASSESSMENTS Total	21,243,286	208.00	203,263	-			21,446,549	208.00
	42		HUMAN SERVICES GF TRANSFERS			-	-				
		0694	HUMAN SERVICES GF TRANSFERS	626,283		-	-	123,095	-	749,378	0.00
			HUMAN SERVICES GF TRANSFERS Total	626,283		-	-	123,095	-	749,378	0.00
	43		GENERAL GOVERNMENT GF TRANSFERS			-	-				
		0695	GENERAL GOVERNMENT GF TRANSFERS	3,073,373		413,519	-			3,486,892	0.00
			GENERAL GOVERNMENT GF TRANSFERS Total	3,073,373		413,519	-			3,486,892	0.00
	44		PUBLIC HEALTH GF TRANSFERS			-	-				
		0696	PUBLIC HEALTH GF TRANSFERS	24,464,977		-	-			24,464,977	
			PUBLIC HEALTH GF TRANSFERS Total	24,464,977		-	-			24,464,977	
	45		PHYSICAL ENVIRONMENT GF TRANSFERS			-	-				
		0697	PHYSICAL ENVIRONMENT GF TRANSFERS	2,456,339		(101,746)	-			2,354,593	0.00
			PHYSICAL ENVIRONMENT GF TRANSFERS Total	2,456,339		(101,746)	-			2,354,593	0.00
	46		CIP GF TRANSFERS			-	-				
		0699	CIP GF TRANSFERS	9,007,712		-	-			9,007,712	
			CIP GF TRANSFERS Total	9,007,712		-	-			9,007,712	
	47		JAIL HEALTH SERVICES			-	-				
		0820.8124	PROVISION: JAIL HEALTH SHARED CLINICAL SERVICES	10,731,472	40.80	(2,882)	-			10,728,590	40.80
		0820.8125	PROVISION: JAIL HEALTH SITE-BASED CLINICAL SERVICES	13,991,492	99.70	-	-			13,991,492	99.70
			JAIL HEALTH SERVICES Total	24,722,964	140.50	(2,882)	-			24,720,082	140.50
	48		ADULT AND JUVENILE DETENTION			-	-				
		0910.7192	DAJD ADMINISTRATION	22,775,553	34.00	(83,303)	-			22,692,250	34.00
		0910.7545	DAJD JUVENILE DETENTION	16,580,322	149.50	(5,506)	-			16,574,816	149.50
		0910.7840	DAJD COMMUNITY CORRECTIONS	5,640,155	48.00	-	-			5,640,155	48.00
		0910.7855	SEATTLE KING COUNTY CORRECTIONAL FACILITY	49,057,819	440.00	-	-			49,057,819	440.00
		0910.7880	KENT MALENG REGIONAL JUSTICE CENTER	32,817,634	280.00	-	-			32,817,634	280.00
			ADULT AND JUVENILE DETENTION Total	126,871,483	951.50	(88,809)	-			126,782,674	951.50
	49		OFFICE OF THE PUBLIC DEFENDER			-	-				
		0950.2300	OPD DIRECT SERVICES AND ADMINISTRATION	3,144,737	18.75	-	-			3,144,737	18.75
		0950.6525	OPD LEGAL SERVICES SECTION	34,354,432		-	-			34,354,432	
			OFFICE OF THE PUBLIC DEFENDER Total	37,499,169	18.75	-	-			37,499,169	18.75
	50		INMATE WELFARE - ADULT			-	-				
		0914	INMATE WELFARE - ADULT	1,132,412		-	-			1,132,412	
			INMATE WELFARE - ADULT Total	1,132,412		-	-			1,132,412	
	51		INMATE WELFARE - JUVENILE			-	-				
		0915	INMATE WELFARE - JUVENILE	5,000		-	-			5,000	
			INMATE WELFARE - JUVENILE Total	5,000		-	-			5,000	
			<b>GENERAL FUND Sum</b>	<b>621,281,048</b>	<b>4,052.90</b>	<b>2,688,804</b>	<b>4.00</b>	<b>917,562</b>	<b>1.00</b>	<b>624,887,414</b>	<b>4,057.90</b>
			<b>NON-GENERAL FUND</b>			-	-				
	52		SOLID WASTE POST-CLOSURE LANDFILL MAINTENANCE			-	-				
		0715	SOLID WASTE POST-CLOSURE LANDFILL MAINTENANCE	2,589,377	1.00	-	-			2,589,377	1.00
			SOLID WASTE POST-CLOSURE LANDFILL MAINTENANCE Total	2,589,377	1.00	-	-			2,589,377	1.00

**ATTACHMENT E: 2011 BUDGET DETAIL SPENDING PLAN, REVISED JULY 21, 2011 FOR ADOPTED ORDINANCE 16984**

GF	ORD	SECTION	SECTION NAME	2011 ADOPTED SECTION I		TOTAL OF ADOPTED SUPPLEMENTALS AS OF JUNE 30, 2011		2ND OMNIBUS		TOTAL TO DATE	
				EXP	FTEs	EXP	FTEs	EXP	FTEs	EXP	FTEs
	53	RIVER IMPROVEMENT									
		0740 RIVER IMPROVEMENT			64,000	-	-			64,000	
		RIVER IMPROVEMENT Total			64,000	-	-			64,000	
	54	VETERANS SERVICES									
		0480 VETERANS SERVICES			2,767,183	8.00	-	-		2,767,183	8.00
		VETERANS SERVICES Total			2,767,183	8.00	-	-		2,767,183	8.00
	55	DEVELOPMENTAL DISABILITIES									
		0920.9250 DD EARLY INTERVENTION			5,943,646	4.00	-	-		5,943,646	4.00
		0920.9260 DD COMMUNITY, YOUTH & ADULT SERVICES			22,435,855	12.00	-	-		22,435,855	12.00
		DEVELOPMENTAL DISABILITIES Total			28,379,501	16.00	-	-		28,379,501	16.00
	56	COMMUNITY AND HUMAN SERVICES ADMINISTRATION									
		0935 COMMUNITY AND HUMAN SERVICES ADMINISTRATION			6,461,293	36.00	(537)	-		6,460,756	36.00
		COMMUNITY AND HUMAN SERVICES ADMINISTRATION Total			6,461,293	36.00	(537)	-		6,460,756	36.00
	57	RECORDER'S OPERATION AND MAINTENANCE									
		0471 RECORDER'S OPERATIONS AND MAINTENANCE			2,089,001	8.50	-	-		2,089,001	8.50
		RECORDER'S OPERATION AND MAINTENANCE Total			2,089,001	8.50	-	-		2,089,001	8.50
	58	ENHANCED-911									
		0431 ENHANCED-911			23,766,745	11.00	4,745,033	-		28,511,778	11.00
		ENHANCED-911 Total			23,766,745	11.00	4,745,033	-		28,511,778	11.00
	59	MHCADS - MENTAL HEALTH									
		0924.9800 MENTAL HEALTH CONTRACTS			164,078,256	34.50	-	-		164,078,256	34.50
		0924.9827 MENTAL HEALTH DIRECT SERVICE			10,339,717	39.00	-	-		10,339,717	39.00
		MHCADS - MENTAL HEALTH Total			174,417,973	73.50	-	-		174,417,973	73.50
	60	JUDICIAL ADMINISTRATION MIDD									
		0583 JUDICIAL ADMINISTRATION MIDD			1,465,587	12.50	-	-		1,465,587	12.50
		JUDICIAL ADMINISTRATION MIDD Total			1,465,587	12.50	-	-		1,465,587	12.50
	61	PROSECUTING ATTORNEY MIDD									
		0688 PROSECUTING ATTORNEY MIDD			1,149,646	7.85	-	-		1,149,646	7.85
		PROSECUTING ATTORNEY MIDD Total			1,149,646	7.85	-	-		1,149,646	7.85
	62	SUPERIOR COURT MIDD									
		0783 SUPERIOR COURT MIDD			1,299,325	12.50	-	-		1,299,325	12.50
		SUPERIOR COURT MIDD Total			1,299,325	12.50	-	-		1,299,325	12.50
	63	SHERIFF MIDD									
		0883 SHERIFF MIDD			164,475	1.00	-	-		164,475	1.00
		SHERIFF MIDD Total			164,475	1.00	-	-		164,475	1.00
	64	OFFICE OF PUBLIC DEFENDER MIDD									
		0983 OFFICE OF PUBLIC DEFENDER MIDD			1,797,396		-	-		1,797,396	
		OFFICE OF PUBLIC DEFENDER MIDD Total			1,797,396		-	-		1,797,396	
	65	DISTRICT COURT MIDD									
		0984 DISTRICT COURT MIDD			964,832	7.50	-	-		964,832	7.50
		DISTRICT COURT MIDD Total			964,832	7.50	-	-		964,832	7.50
	66	ADULT AND JUVENILE DETENTION MIDD									
		0985 ADULT AND JUVENILE DETENTION MIDD			406,000		-	-		406,000	
		ADULT AND JUVENILE DETENTION MIDD Total			406,000		-	-		406,000	
	67	JAIL HEALTH SERVICES MIDD									
		0986 JAIL HEALTH SERVICES MIDD			3,250,372	18.85	-	-		3,250,372	18.85
		JAIL HEALTH SERVICES MIDD Total			3,250,372	18.85	-	-		3,250,372	18.85
	68	MENTAL HEALTH AND SUBSTANCE ABUSE MIDD									
		0987 MENTAL HEALTH AND SUBSTANCE ABUSE MIDD			4,979,122	2.75	5,362	-		4,984,484	2.75
		MENTAL HEALTH AND SUBSTANCE ABUSE MIDD Total			4,979,122	2.75	5,362	-		4,984,484	2.75
	69	Mental Illness and Drug Dependency Fund									
		0990.9863 MIDD OPERATING			40,809,577	13.75	(13,092)	-		40,796,485	13.75
		0990 MENTAL HEALTH AND SUBSTANCE ABUSE MIDD					-	-	0	0	0.00

ATTACHMENT E: 2011 BUDGET DETAIL SPENDING PLAN, REVISED JULY 21, 2011 FOR ADOPTED ORDINANCE 16984

GF	ORD	SECTION	SECTION NAME	2011 ADOPTED SECTION I		TOTAL OF ADOPTED SUPPLEMENTALS AS OF JUNE 30, 2011		2ND OMNIBUS		TOTAL TO DATE	
				EXP	FTEs	EXP	FTEs	EXP	FTEs	EXP	FTEs
			Mental Illness and Drug Dependency Fund Total	40,809,577	13.75	(13,092)	-	0	-	40,796,485	13.75
	70		VETERANS AND FAMILY LEVY								
		0117.9759	VETERAN'S LEVY OPERATING	11,613,341	11.00	-	-			11,613,341	11.00
		0117.9770	VETERAN'S LEVY CAPITAL	567,982		-	-			567,982	
			VETERANS AND FAMILY LEVY Total	12,181,323	11.00	-	-			12,181,323	11.00
	71		HUMAN SERVICES LEVY								
		0118.9775	HUMAN SERVICES LEVY OPERATING	10,009,151	4.50	-	-			10,009,151	4.50
		0118.9786	HUMAN SERVICES LEVY CAPITAL	700,000		-	-			700,000	
			HUMAN SERVICES LEVY Total	10,709,151	4.50	-	-			10,709,151	4.50
	72		CULTURAL DEVELOPMENT AUTHORITY								
		0301	CULTURAL DEVELOPMENT AUTHORITY	9,996,530		-	-	1,783,040	-	11,779,570	0.00
			CULTURAL DEVELOPMENT AUTHORITY Total	9,996,530		-	-	1,783,040	-	11,779,570	0.00
	73		EMERGENCY MEDICAL SERVICES								
		0830.5803	PROVISION: BLS PROVIDER SERVICES	15,265,911		-	-			15,265,911	
		0830.5806	PROVISION: ALS PROVIDER SERVICES	39,895,659	82.63	-	-			39,895,659	82.63
		0830.8800	PROVISION: EMS CONTINGENCY RESERVES	4,916,741	1.87	-	-			4,916,741	1.87
		0830.8802	PROVISION: EMS REGIONAL SUPPORT SERVICES	7,110,089	32.37	7,980	-			7,118,069	32.37
		0830.8803	PROVISION: EMS INITIATIVES	1,614,202	2.50	-	-			1,614,202	2.50
			EMERGENCY MEDICAL SERVICES Total	68,802,602	119.37	7,980	-			68,810,582	119.37
	74		WATER AND LAND RESOURCES SHARED SERVICES								
		0741.2700	WLR SHARED SERVICES ADMINISTRATION	10,121,329	34.30	11,131	-			10,132,460	34.30
		0741.3200	WLR REGIONAL AND SCIENCE SERVICES	6,278,471	49.17	551,465	-			6,829,936	49.17
		0741.4210M	WLR ENVIRONMENTAL LABORATORY	7,752,976	70.52	-	-			7,752,976	70.52
		0741.4820M	WLR LOCAL HAZARDOUS WASTE	4,282,222	28.50	-	-			4,282,222	28.50
			WATER AND LAND RESOURCES SHARED SERVICES Total	28,434,998	182.49	562,596	-			28,997,594	182.49
	75		SURFACE WATER MANAGEMENT LOCAL DRAINAGE SERVICES								
		0845.6915	SWM TRANSFER TO CIP	8,442,736		(1,814,000)	-			6,628,736	0.00
		0845.6958	SWM CENTRAL SERVICES	8,048,288	1.50	(141,966)	-			7,906,322	1.50
		0845.6959	SWM RURAL PROGRAMS	2,219,300	44.50	10,000	-	49,169	-	2,278,469	44.50
		0845.6961	SWM OPERATING	6,932,455	58.80	-	-			6,932,455	58.80
			SURFACE WATER MANAGEMENT LOCAL DRAINAGE SERVICES Total	25,642,779	104.80	(1,945,966)	-	49,169	-	23,745,982	104.80
	76		AUTOMATED FINGERPRINT IDENTIFICATION SYSTEM								
		0208	AUTOMATED FINGERPRINT IDENTIFICATION SYSTEM	15,950,438	96.00	(5,098)	-			15,945,340	96.00
			AUTOMATED FINGERPRINT IDENTIFICATION SYSTEM Total	15,950,438	96.00	(5,098)	-			15,945,340	96.00
	77		CITIZEN COUNSELOR NETWORK								
		0506	CITIZEN COUNCILOR REV FUND	140,511	1.10	-	-			140,511	1.10
			CITIZEN COUNSELOR NETWORK Total	140,511	1.10	-	-			140,511	1.10
	78		MHCADS - ALCOHOLISM AND SUBSTANCE ABUSE								
		0960.9837	SUBSTANCE ABUSE CONTRACTS	29,226,578	20.50	-	-			29,226,578	20.50
		0960.9855	SUBSTANCE ABUSE DIRECT SERVICE	1,505,299	16.40	-	-			1,505,299	16.40
			MHCADS - ALCOHOLISM AND SUBSTANCE ABUSE Total	30,731,877	36.90	-	-			30,731,877	36.90
	79		LOCAL HAZARDOUS WASTE								
		0860	LOCAL HAZARDOUS WASTE	14,908,204		-	-			14,908,204	
			LOCAL HAZARDOUS WASTE Total	14,908,204		-	-			14,908,204	
	80		YOUTH SPORTS FACILITIES GRANTS								
		0355	YOUTH SPORTS FACILITIES GRANT	825,368	1.00	-	-			825,368	1.00
			YOUTH SPORTS FACILITIES GRANTS Total	825,368	1.00	-	-			825,368	1.00
	81		NOXIOUS WEED CONTROL PROGRAM								
		0384	NOXIOUS WEED CONTROL PROGRAM	1,929,735	12.84	-	-			1,929,735	12.84
			NOXIOUS WEED CONTROL PROGRAM Total	1,929,735	12.84	-	-			1,929,735	12.84
	82		DEVELOPMENT AND ENVIRONMENTAL SERVICES								
		0325.3400	DDES DIRECTOR'S OFFICE	1,071,250	8.00	-	-			1,071,250	8.00
		0325.3408	DDES ADMINISTRATIVE SERVICES	6,817,677	16.00	12,889	-	(171,915)	(1.00)	6,658,651	15.00



**ATTACHMENT E: 2011 BUDGET DETAIL SPENDING PLAN, REVISED JULY 21, 2011 FOR ADOPTED ORDINANCE 16984**

GF	ORD	SECTION	SECTION NAME	2011 ADOPTED SECTION I		TOTAL OF ADOPTED SUPPLEMENTALS AS OF JUNE 30, 2011		2ND OMNIBUS		TOTAL TO DATE	
				EXP	FTEs	EXP	FTEs	EXP	FTEs	EXP	FTEs
		0325.3424	DDES BUILDING SERVICES	6,258,027	53.50	-	-			6,258,027	53.50
		0325.3450	DDES LAND USE SERVICES	5,102,816	39.00	15,365	-			5,118,181	39.00
		DEVELOPMENT AND ENVIRONMENTAL SERVICES Total		19,249,770	116.50	28,254	-	(171,915)	(1.00)	19,106,109	115.50
83		OMB/DUNCAN/ROBERTS LAWSUIT ADMINISTRATION				-	-				
		0091	OMB/DUNCAN/ROBERTS LAWSUIT ADMINISTRATION	50,000		-	-			50,000	
		OMB/DUNCAN/ROBERTS LAWSUIT ADMINISTRATION Total		50,000		-	-			50,000	
84		OMB/2006 FUND				-	-				
		0904	OMB/2006 FUND	50,000		-	-			50,000	
		OMB/2006 FUND Total		50,000		-	-			50,000	
85		CHILDREN AND FAMILY SERVICES TRANSFERS TO COMMUNITY AND HUMAN SERVICES				-	-				
		0887	CHILDREN AND FAMILY SERVICES TRANSFERS TO COMMUNITY	1,442,873		(16,802)	-			1,426,071	0.00
		CHILDREN AND FAMILY SERVICES TRANSFERS TO COMMUNITY AND HUMAN		1,442,873		(16,802)	-			1,426,071	0.00
86		CHILDREN AND FAMILY SERVICES COMMUNITY SERVICES - OPERATING				-	-				
		0888.8400	CFS DIVISION ADMINISTRATION	1,778,929	10.50	-	-			1,778,929	10.50
		0888.8410	CFS COMMUNITY SERVICES	3,634,327	5.00	-	-			3,634,327	5.00
		CHILDREN AND FAMILY SERVICES COMMUNITY SERVICES - OPERATING Total		5,413,256	15.50	-	-			5,413,256	15.50
87		REGIONAL ANIMAL SERVICES OF KING COUNTY				-	-				
		0534	ANIMAL SERVICES	6,983,091	44.50	45,099	-			7,028,190	44.50
		REGIONAL ANIMAL SERVICES OF KING COUNTY Total		6,983,091	44.50	45,099	-			7,028,190	44.50
88		ANIMAL BEQUEST				-	-				
		0538	ANIMAL BEQUEST	200,000		-	-			200,000	
		ANIMAL BEQUEST Total		200,000		-	-			200,000	
89		PARKS AND RECREATION				-	-				
		0640.8640	PARKS MAINTENANCE	12,036,802	94.50	-	-			12,036,802	94.50
		0640.8700	PARKS ADMINISTRATION, CAPITAL AND BUSINESS PLANNING	9,731,337	31.50	26,121	1.50			9,757,458	33.00
		0640.8720	PARKS AND RECREATION RPPR	7,416,800	47.38	-	-			7,416,800	47.38
		PARKS AND RECREATION Total		29,184,939	173.38	26,121	1.50			29,211,060	174.88
90		EXPANSION LEVY				-	-				
		0641	EXPANSION LEVY	19,194,402		95,662	-			19,290,064	0.00
		EXPANSION LEVY Total		19,194,402		95,662	-			19,290,064	0.00
91		HISTORIC PRESERVATION PROGRAM				-	-				
		0846	HISTORIC PRESERVATION PROGRAM	456,339		-	-			456,339	
		HISTORIC PRESERVATION PROGRAM Total		456,339		-	-			456,339	
92		KING COUNTY FLOOD CONTROL CONTRACT				-	-				
		0561	KING COUNTY FLOOD CONTROL CONTRACT	34,602,422	34.00	39,560,582	-			74,163,004	34.00
		KING COUNTY FLOOD CONTROL CONTRACT Total		34,602,422	34.00	39,560,582	-			74,163,004	34.00
93		PUBLIC HEALTH				-	-				
		0800.8026	ORG ATTRIBUTES: CROSS-CUTTING BUSINESS SERVICES	1,201	130.66	(130,994)	-			(129,793)	130.66
		0800.8027	PROTECTION: PREPAREDNESS	4,479,776	17.96	-	-			4,479,776	17.96
		0800.8030	PROVISION: EMS GRANTS	1,566,862	7.00	-	-			1,566,862	7.00
		0800.8034	PROMOTION: HEALTH PROMOTION AND DISEASE/INJURY PREV	20,161,193	44.31	-	-			20,161,193	44.31
		0800.8036	PROTECTION: INFECTIOUS DISEASE PREVENTION AND CONTR	30,769,235	117.34	-	-			30,769,235	117.34
		0800.8041	PROVISION: REGIONAL AND COMMUNITY BASED PROGRAMS	34,751,165	65.15	-	-			34,751,165	65.15
		0800.8049	ORG ATTRIBUTES: REGIONAL AND CROSS-CUTTING SERVICES	18,030,174	71.08	-	-			18,030,174	71.08
		0800.8067	PROTECTION: ENVIRONMENTAL HEALTH FIELD BASED SERVICE	19,749,980	124.75	-	-			19,749,980	124.75
		0800.8078	PROVISION: PUBLIC HEALTH CENTER BASED SERVICES	77,552,205	601.21	-	-			77,552,205	601.21
		0800.8114	PROMOTION: REGIONAL AND COMMUNITY BASED PROGRAMS	404,154	2.00	-	-			404,154	2.00
		0800.8184	PROTECTION: REGIONAL AND COMMUNITY BASED PROGRAMS	1,078,757	6.00	-	-			1,078,757	6.00
		PUBLIC HEALTH Total		208,544,702	1,187.46	(130,994)	-			208,413,708	1,187.46
94		MEDICAL EXAMINER				-	-				
		0810	MEDICAL EXAMINER	4,692,125	25.46	-	-			4,692,125	25.46
		MEDICAL EXAMINER Total		4,692,125	25.46	-	-			4,692,125	25.46
95		INTER-COUNTY RIVER IMPROVEMENT				-	-				

**ATTACHMENT E: 2011 BUDGET DETAIL SPENDING PLAN, REVISED JULY 21, 2011 FOR ADOPTED ORDINANCE 16984**

GF	ORD	SECTION	SECTION NAME	2011 ADOPTED SECTION I		TOTAL OF ADOPTED SUPPLEMENTALS AS OF JUNE 30, 2011		2ND OMNIBUS		TOTAL TO DATE	
				EXP	FTEs	EXP	FTEs	EXP	FTEs	EXP	FTEs
		0760	INTER-COUNTY RIVER IMPROVEMENT	50,000		-	-			50,000	
			INTER-COUNTY RIVER IMPROVEMENT Total	50,000		-	-			50,000	
96		GRANTS									
		2140	GRANTS	21,257,683	72.60	-	-	20,786,846	-	42,044,529	72.60
			GRANTS Total	21,257,683	72.60	-	-	20,786,846	-	42,044,529	72.60
97		BYRNE JUSTICE ASSISTANCE FFY10 GRANT									
		0521	2010 BYRNE JUSTICE ASSISTANCE GRANT	305,931		-	-			305,931	
			BYRNE JUSTICE ASSISTANCE FFY10 GRANT Total	305,931		-	-			305,931	
98		WORK TRAINING PROGRAM									
		0936.6800	YOUTH TRAINING PROGRAMS	5,713,797	38.28	-	-			5,713,797	38.28
		0936.6810	ADULT TRAINING PROGRAMS	4,647,331	22.00	-	-			4,647,331	22.00
			WORK TRAINING PROGRAM Total	10,361,128	60.28	-	-			10,361,128	60.28
99		FEDERAL HOUSING AND COMMUNITY DEVELOPMENT									
		0350.9650	CDBG	6,693,366		-	-	4,932,997	-	11,626,363	0.00
		0350.9653	HOME	4,489,988		-	-	5,218,761		9,708,749	
		0350.9656	OTHER HOUSING & COMMUNITY DEVELOPMENT	9,685,617	35.50	-	-	12,009,680		21,695,297	35.50
			FEDERAL HOUSING AND COMMUNITY DEVELOPMENT Total	20,868,971	35.50	-	-	22,161,438	-	43,030,409	35.50
100		NATURAL RESOURCES AND PARKS ADMINISTRATION									
		0381.3115	DNRP PUBLIC OUTREACH	612,349	5.00	-	-			612,349	5.00
		0381.3124	DNRP POLICY DIRECTION AND NEW INITIATIVES	1,153,882	7.60	-	-			1,153,882	7.60
		0381.7070	DNRP ADMINISTRATION	4,106,823	19.00	-	-			4,106,823	19.00
		0381.7073	DNRP HISTORIC PRESERVATION	456,339	3.50	20,000	-			476,339	3.50
			NATURAL RESOURCES AND PARKS ADMINISTRATION Total	6,329,393	35.10	20,000	-			6,349,393	35.10
101		SOLID WASTE									
		0720.1453	SOLID WASTE DIVISION SERVICES	29,180,168	54.80	(440,722)	-			28,739,446	54.80
		0720.1455	SOLID WASTE ENGINEERING	5,457,809	35.70	-	-			5,457,809	35.70
		0720.7071	SOLID WASTE OPERATIONS	47,706,667	274.32	-	-			47,706,667	274.32
		0720.7072	RECYCLING AND ENVIRONMENTAL SERVICES	8,525,770	23.75	-	-	86,707	-	8,612,477	23.75
			SOLID WASTE Total	90,870,414	388.57	(440,722)	-	86,707	-	90,516,399	388.57
102		RADIO COMMUNICATION SERVICES (800 MHZ)									
		0213	RADIO COMMUNICATION SERVICES (800 MHZ)	3,027,843	14.00	-	-			3,027,843	14.00
			RADIO COMMUNICATION SERVICES (800 MHZ) Total	3,027,843	14.00	-	-			3,027,843	14.00
103		I-NET OPERATIONS									
		0490	I-NET OPERATIONS	2,924,237	8.00	-	-			2,924,237	8.00
			I-NET OPERATIONS Total	2,924,237	8.00	-	-			2,924,237	8.00
104		WASTEWATER TREATMENT									
		4000M.WB41(WTD ADMINISTRATION									
		4000M.WB44(WTD OPERATIONS									
		4000M.WB46(WTD ENVIRONMENTAL AND COMMUNITY SERVICES									
		4000M.WB48(WTD CAPITAL IMPROVEMENT PROJECTS PLANNING AND DELIV									
		4000M.WB49(WTD BRIGHTWATER									
			WASTEWATER TREATMENT Total	111,115,816	594.70	190,000	-			111,305,816	594.70
105		SAFETY AND CLAIMS MANAGEMENT									
		0666	SAFETY AND CLAIMS MANAGEMENT	36,944,719	29.00	-	-			36,944,719	29.00
			SAFETY AND CLAIMS MANAGEMENT Total	36,944,719	29.00	-	-			36,944,719	29.00
106		FINANCE AND BUSINESS OPERATIONS									
		0138.6800M	DIRECTOR'S OFFICE AND SUPPORT	9,126,612	23.50	187,687	-			9,314,299	23.50
		0138.6810M	TREASURY	3,981,794	31.00	31,655	-			4,013,449	31.00
		0138.6820M	PROCUREMENT AND CONTRACT SERVICES	5,750,761	48.00	-	-			5,750,761	48.00
		0138.6830M	FINANCIAL MANAGEMENT	5,663,643	56.00	-	-			5,663,643	56.00
		0138.6850M	BENEFIT PAYROLL RETIREMENT OPERATIONS	4,083,429	34.16	-	-			4,083,429	34.16
			FINANCE AND BUSINESS OPERATIONS Total	28,606,239	192.66	219,342	-			28,825,581	192.66
107		DES EQUIPMENT REPLACEMENT									

**ATTACHMENT E: 2011 BUDGET DETAIL SPENDING PLAN, REVISED JULY 21, 2011 FOR ADOPTED ORDINANCE 16984**

GF	ORD	SECTION	SECTION NAME	2011 ADOPTED SECTION I		TOTAL OF ADOPTED SUPPLEMENTALS AS OF JUNE 30, 2011		2ND OMNIBUS		TOTAL TO DATE	
				EXP	FTEs	EXP	FTEs	EXP	FTEs	EXP	FTEs
		0023	DES IT EQUIPMENT REPLACEMENT	374,695		-	-			374,695	
			DES EQUIPMENT REPLACEMENT Total	374,695		-	-			374,695	
108			OFFICE OF INFORMATION RESOURCE MANAGEMENT			-	-				
		1550M	OFFICE OF INFORMATION RESOURCE MANAGEMENT	4,039,792	27.00	-	-			4,039,792	27.00
			OFFICE OF INFORMATION RESOURCE MANAGEMENT Total	4,039,792	27.00	-	-			4,039,792	27.00
109			GEOGRAPHIC INFORMATION SYSTEMS			-	-				
		3180M	GEOGRAPHICAL INFORMATION SYSTEMS	4,572,242	27.00	95,000	-	215,637	1.00	4,882,879	28.00
			GEOGRAPHIC INFORMATION SYSTEMS Total	4,572,242	27.00	95,000	-	215,637	1.00	4,882,879	28.00
110			BUSINESS RESOURCE CENTER			-	-				
		0187	BUSINESS RESOURCE CENTER	4,122,739	19.83	(24,406)	-			4,098,333	19.83
			BUSINESS RESOURCE CENTER Total	4,122,739	19.83	(24,406)	-			4,098,333	19.83
111			EMPLOYEE BENEFITS			-	-				
		0429.3048M	BENEFITS ADMINISTRATION	8,353,721	12.00	7,197	-			8,360,918	12.00
		0429.3049M	INSURED BENEFITS	234,882,011		-	-			234,882,011	
			EMPLOYEE BENEFITS Total	243,235,732	12.00	7,197	-			243,242,929	12.00
112			FACILITIES MANAGEMENT INTERNAL SERVICE			-	-				
		0601.0602	FMD BUILDING SERVICES	37,790,662	273.15	-	-			37,790,662	273.15
		0601.0604	FMD CAPITAL PLANNING	3,798,186	24.75	87,350	-			3,885,536	24.75
		0601.0615	FMD PRINT SHOP	1,531,543	7.00	-	-			1,531,543	7.00
		0601.5570	FMD DIRECTOR	4,344,738	23.60	(25,676)	-			4,319,062	23.60
			FACILITIES MANAGEMENT INTERNAL SERVICE Total	47,465,129	328.50	61,674	-			47,526,803	328.50
113			RISK MANAGEMENT			-	-				
		0154	RISK MANAGEMENT	27,006,526	21.00	6,679	-			27,013,205	21.00
			RISK MANAGEMENT Total	27,006,526	21.00	6,679	-			27,013,205	21.00
114			OIRM--TECHNOLOGY SERVICES			-	-				
		0432	TECHNOLOGY SERVICES	26,308,163	111.00	(8,604)	-			26,299,559	111.00
			OIRM--TECHNOLOGY SERVICES Total	26,308,163	111.00	(8,604)	-			26,299,559	111.00
115			OIRM--TELECOMMUNICATIONS			-	-				
		0433	TELECOMMUNICATIONS	1,827,495	8.00	-	-			1,827,495	8.00
			OIRM--TELECOMMUNICATIONS Total	1,827,495	8.00	-	-			1,827,495	8.00
116			LIMITED G.O. BOND REDEMPTION			-	-				
		0465	LIMITED G.O. BOND REDEMPTION	170,553,723		-	-			170,553,723	
			LIMITED G.O. BOND REDEMPTION Total	170,553,723		-	-			170,553,723	
117			UNLIMITED G.O. BOND REDEMPTION			-	-				
		0466	UNLIMITED G.O. BOND REDEMPTION	22,655,600		-	-			22,655,600	
			UNLIMITED G.O. BOND REDEMPTION Total	22,655,600		-	-			22,655,600	
118			STADIUM G.O. BOND REDEMPTION			-	-				
		0467	STADIUM G.O. BOND REDEMPTION	1,908,738		-	-			1,908,738	
			STADIUM G.O. BOND REDEMPTION Total	1,908,738		-	-			1,908,738	
119			WASTEWATER TREATMENT DEBT SERVICE			-	-				
		4999M	WASTEWATER TREATMENT DEBT SERVICE	188,627,713		-	-			188,627,713	
			WASTEWATER TREATMENT DEBT SERVICE Total	188,627,713		-	-			188,627,713	
120			GENERAL CAPITAL IMPROVEMENT PROGRAMS			-	-				
		3000	CAPITAL IMPROVEMENT PROGRAM	111,258,301		16,087,101	-	356,278	-	127,701,680	0.00
			GENERAL CAPITAL IMPROVEMENT PROGRAMS Total	111,258,301		16,087,101	-	356,278	-	127,701,680	0.00
121			WASTEWATER TREATMENT CAPITAL IMPROVEMENT PROGRAM			-	-				
		3003	WASTEWATER TREATMENT CAPITAL IMPROVEMENT PROGRAM	230,768,117		-	-			230,768,117	
			WASTEWATER TREATMENT CAPITAL IMPROVEMENT PROGRAM Total	230,768,117		-	-			230,768,117	
122			SURFACE WATER CAPITAL IMPROVEMENT PROGRAM			-	-				
		3004	SURFACE WATER CAPITAL IMPROVEMENT PROGRAM	17,063,244		-	-	354,545	-	17,417,789	0.00
			SURFACE WATER CAPITAL IMPROVEMENT PROGRAM Total	17,063,244		-	-	354,545	-	17,417,789	0.00
123			MAJOR MAINTENANCE CAPITAL IMPROVEMENT PROGRAM			-	-				
		3005	MAJOR MAINTENANCE CAPITAL IMPROVEMENT PROGRAM	15,087,392		(52,651)	-	116,448	-	15,151,189	0.00

**ATTACHMENT E: 2011 BUDGET DETAIL SPENDING PLAN, REVISED JULY 21, 2011 FOR ADOPTED ORDINANCE 16984**

GF	ORD	SECTION	SECTION NAME	2011 ADOPTED SECTION I		TOTAL OF ADOPTED SUPPLEMENTALS AS OF JUNE 30, 2011		2ND OMNIBUS		TOTAL TO DATE	
				EXP	FTEs	EXP	FTEs	EXP	FTEs	EXP	FTEs
			MAJOR MAINTENANCE CAPITAL IMPROVEMENT PROGRAM Total	15,087,392		(52,651)	-	116,448	-	15,151,189	0.00
	126		ROADS			-	-				
		0730.1664	ROADS ADMINISTRATION			(157,974)	-			(157,974)	0.00
			ROADS Total			(157,974)	-			(157,974)	0.00
	129		AIRPORT			-	-				
		0710.1765	AIRPORT ADMINISTRATION			(7,100)	-			(7,100)	0.00
			AIRPORT Total			(7,100)	-			(7,100)	0.00
	138		PUBLIC TRANSPORTATION CAPITAL IMPROVEMENT PROGRAM			-	-				
		3008	PUBLIC TRANSPORTATION CAPITAL IMPROVEMENT PROGRAM			7,763,556	-			7,763,556	0.00
			PUBLIC TRANSPORTATION CAPITAL IMPROVEMENT PROGRAM Total			7,763,556	-			7,763,556	0.00
	124		SOLID WASTE CAPITAL IMPROVEMENT PROGRAM			-	-				
		3006	SOLID WASTE CAPITAL IMPROVEMENT PROGRAM	(5,814,821)		-	-	113,712	-	(5,701,109)	0.00
			SOLID WASTE CAPITAL IMPROVEMENT PROGRAM Total	(5,814,821)		-	-	113,712	-	(5,701,109)	0.00
	999		DDES ABATEMENT FUND			-	-				
		0525	DDES ABATEMENT FUND			94,261	-			94,261	0.00
			DDES ABATEMENT FUND Total			94,261	-			94,261	0.00
NON-GENERAL FUND Sum				2,290,861,734	4,382.24	66,817,553	1.50	45,851,905	-	2,403,531,192	4,383.74
Grand Total				2,912,142,782	8,435.14	69,506,357	5.50	46,769,467	1.00	3,028,418,606	8,441.64

**Footnote**

<sup>1</sup>Ordinance 16445 requires that the Executive submit a report to the Council when expenditures within a budget transparency section exceed 15 percent of the amount identified in Attachment I. In 2011, the second year of implementation of ordinance 16445, the Executive will again (consistent with 2010) submit reports based on departmental variances of 15 percent from the adopted Attachment I values entered into the accounting/financial system adjusted for payroll reconciliation (COLAs, merit pay increases). Reporting based on a comparison with those values would not necessarily identify all variances of 15 percent from the adopted Attachment I values. Therefore Council staff are working with Executive staff to determine how best to capture that information to meet the ordinance requirements.



## King County

### Dow Constantine

King County Executive  
401 Fifth Avenue, Suite 800  
Seattle, WA 98104-1818

206-263-9600 Fax 206-296-0194  
TTY Relay: 711  
www.kingcounty.gov

RECEIVED  
2011 JUL 21 AM 10:33  
CLERK  
KING COUNTY COUNCIL

July 20, 2011

2011-340

The Honorable Larry Gossett  
Chair, King County Council  
Room 1200  
COURTHOUSE

Dear Councilmember Gossett:

Enclosed for the County Council's review and approval is the second omnibus supplemental ordinance for 2011. It includes operating and capital improvement program (CIP) appropriation requests, corrections, carryover requests, and other items to sustain County operations in 2011. This information can be found in the omnibus supplemental narrative table included in this package that identifies the proposed changes to the 2011 Adopted Budget. These budget requests impact the General Fund (GF) and other County funds.

The total increase in General Fund expenditures is \$917,562. Of the total expenditure increase, \$786,613 is revenue backed and \$130,949 is funded through the use of fund balance.

In addition to the supplemental budget requests, I am including requested due date extensions for three provisos contained in the 2011 Adopted Budget Ordinance 16984. The requested due date extensions as indicated below were previously transmitted to Council, each in separate letters, and are being consolidated here for Council convenience.

- Real Estate Services (Proviso P1) – Advertising Opportunities on County Property - Previous date extension request was transmitted on June 30, 2011. I am requesting a due date extension to August 31, 2011
- Mental Illness and Drug Dependency (Proviso P1) – Family Court Treatment Services – Previous date extension request was transmitted on May 12, 2011. I am requesting a due date extension to August 15, 2011.
- Facilities Management Division (Proviso P4) – Print Shop Policy - Previous due date extension request was transmitted on June 1, 2011. I am requesting a due date extension to September 30, 2011.

The Honorable Larry Gossett  
July 20, 2011  
Page 2

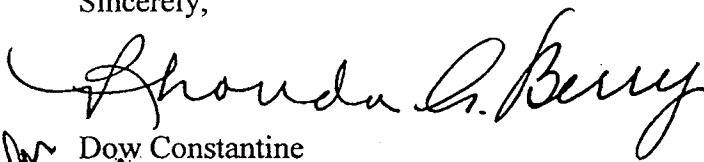
In addition to these proviso due date extension requests is a new request for Surface Water Management (SWM). Executive staff has been working with rural commercial representatives and Council staff to evaluate the SWM discount fee structure and develop a replacement for the two-year two-rate discount included with the 2011 Adopted Budget. This work is progressing well towards an agreed upon resolution. I request a due date extension to September 26<sup>th</sup> for proviso P1 so the County can conduct further outreach with other commercial land owners who may be impacted, before the recommended fee credit program is transmitted to Council.

Also included with this package is a revised Attachment I from the 2011 Adopted Budget Ordinance 16984. Fiscal notes and financial plans are included in the transmittal package.

If you have any questions regarding this request, please contact Dwight Dively, Director, Office of Performance, Strategy and Budget, at 206-263-9727.

I certify that funds are available.

Sincerely,



Dow Constantine  
King County Executive

Enclosures

cc: King County Council members  
ATTN: Acting Chief of Staff  
Anne Noris, Clerk of the Council  
Elected Officials  
Department Directors  
Dwight Dively, Director, Office of Performance, Strategy and Budget (PSB)  
Budget Supervisors and Analysts, PSB

### Omnibus Narrative Table

Ord Section	Fund	Department	Appro	Code	Narrative
2	0010	Office of the Executive	0120	S201	<p><b>Customer Service Relationship Management Software, \$10,000</b> As part of a pilot effort, purchase a Customer Relationship Management (CRM) software package and 8-10 licenses for Executive Office Customer Service staff to enable improved collaboration, tracking, and performance measurement on resident responses, correspondence and service requests. This is the first proposed use of the \$100,000 Innovation and Customer Service Reserve.</p> <p><b>SRO Contracts, \$55,000; Revenues of \$55,000</b> The Issaquah School District has recently signed a contract with the County for a part-time School Resource Officer for the 2011/2012 school year. The contract is currently before the Council for consideration as Ordinance 2011-0269. This appropriation request would give the Sheriff's Office the budget authority associated with providing a new service in 2011. The Sheriff's Office plans to use overtime rather than request a new FTE. The request is entirely revenue backed.</p> <p><b>Proviso Date Change, Placeholder, \$ 0</b> See narrative in transmittal letter.</p>
3	0010	Sheriff	0200	S201	<p><b>Records Management-Enterprise Scanning Center, \$87,814; Revenues of \$89,960</b> RALS proposes establishment of the Enterprise Scanning Center (ESC), a self-supporting unit within the Records Management section. The unit will provide digital images of recorded documents available for bulk sale. New revenue will cover the cost to support the unit. The images are proposed to be sold for a fee of \$0.12 per electronic image delivered in bulk format.</p>
4	0010	Real Estate Services	0440	S201	<p><b>Deputy Prosecutor Position, \$51,653; Revenues of \$51,653; 1.00 FTEs</b> The Parks and Recreation Division (Parks) and the Solid Waste Division (SWD) have a combined need for a full time deputy prosecuting attorney and have agreed to pay for the support of a single attorney to be dedicated to their legal support. This request assumes a September 1 start date and includes the salaries and benefits for the position. Parks and SWD have indicated that they do not need additional appropriation in 2011 for the position.</p>
5	0010	Records and Licensing Services	0470	S203	<p><b>Trial Court Improvement Fund from 2011, \$295,000; Revenues of \$295,000</b> This completely revenue-backed request provides appropriation authority for new 2011 TCI funds received from the state. Projects that will be supported by this request include:</p>
6	0010	Prosecuting Attorney	0500	S201	<p>\$8,900 for the purchase of printer/copier/scanner tables for courtrooms. \$91,000 for a 12 month TLT employee to conduct a pilot project on early resolution case management for dependency cases. \$41,100 to continue Juvenile Justice 101 Orientation contracts, which were previously funded by a grant that has now expired. \$32,000 to supplement the court's STOP grant, for which funding was reduced. The STOP grant provides domestic violence training to judicial officers and members of the DV prevention community. \$62,000 for the installation of electronic reader boards in each of the</p>
7	0010	Superior Court	0510	S201	

Note: This document is listed in order of the 2nd Omnibus Supplemental Crosswalk 2011.

### Omnibus Narrative Table

Ord Section	Fund	Department	Appro	Code	Narrative
8	0010	District Court	0530	S201	<p>Court's three courthouses. \$40,000 to hire a consultant to evaluate caseload management for the Involuntary Commitment calendar at Harborview and \$20,000 for children and family Operational Master Plan pilot projects.</p> <p><b>Trial Court Improvement Fund 2011, \$295,000; Revenues of \$295,000</b></p> <p>This completely revenue-backed request provides appropriation authority for new 2011 TCI funds received from the state. District Court plans to use its 2011 TCI funds for essential upgrades to the District Court Online Records system.</p>
9	0010	Human Services GF Transfers	0694	S201	<p><b>General Fund Transfer to Fund 3220, Project 322XXX, HOF Solid Ground, \$123,095</b></p> <p>This amount is a transfer to the Housing Opportunity Fund for Solid Ground Program. In anticipation of the approval of the sales tax proposal in 2010, funding for Solid Ground programs within the Housing Opportunity Fund (HOF) was significantly reduced in the 2011 Adopted Budget. Because of the defeat of the sales tax initiative last year, this is transitional funding for 2011 only.</p>
10	1135	Mental Illness and Drug Dependency Fund	0990	S201	<p><b>Proviso Date Change, Placeholder, \$ 0</b></p> <p>See narrative in transmittal letter.</p>
11	1170	Cultural Development Authority	0301	S201	<p><b>CDA Fund 1170 Appropriation Increase, \$1,783,040; Revenues of \$1,783,040</b></p> <p>The revenue forecast for hotel tax revenues that are transferred to CDA is higher than when the 2011 budget was developed. The increase is proposed to ensure sufficient appropriation authority to make required transfers. The request is entirely revenue backed.</p>
12	1211	Surface Water Management Local Drainage Services	0845	S201	<p><b>Expanding the Scope of 2011 FireWise Program, \$49,169; Revenues of \$49,169</b></p> <p>The Water and Land Resources Division (WLRD) is expanding the scope of activities for the 2011 FireWise program. This program educates community groups and land owners on forest fire safety. The expanded scope includes additional forest safety classes and additional work days by work crews to do forest thinning and fire prevention. Funds are available and already appropriated in CIP Fund 3392.</p>
13	1340	Development and Environmental Services	0325	S201	<p>The expanded program will allow WLRD to develop additional community fire plans, provide technical assistance in the field for fuel reduction activities and will allow the division to present a full-day training in North Bend in partnership with Washington Department of Natural Resources, fire districts and conservation districts. The proposed budget keeps contracted assistance with community fire plan writing at the current level and splits the remaining federal funds evenly in 2011 and 2012.</p> <p><b>DDES Energy Efficiency and Sustainability, (\$162,280); Revenues of (\$162,280)</b></p> <p>Three of the 24 approved US Dept. of Energy, Energy Efficiency Conservation Block Grant (EECBG) funded projects will not use their original EECBG funding amount. An inter-departmental team, with representatives from the DOT, DDES, DNRP, FMD, and the Executive Office, convened to redistribute the unused funds to other eligible projects. The grant expires September 24, 2012.</p>



## Omnibus Narrative Table

Ord Section	Fund	Department	Appro	Code	Narrative
13	1340	Development and Environmental Services	0325	S202	<p>This is one of the projects releasing funds.</p> <p><b>DDES Hybrid Vehicle Upgrade, (\$9,635); Revenues of (\$9,635)</b></p> <p>Three of the 24 approved US Dept. of Energy, Energy Efficiency Conservation Block Grant (EECBG) funded projects will not use their original EECBG funding amount. An inter-departmental team, with representatives from the DOT, DDES, DNRP, FMD, and the Executive Office, convened to redistribute the unused funds to other eligible projects. The grant expires September 24, 2012.</p>
13	1340	Development and Environmental Services	0325	S203	<p>This is one of the projects releasing funds.</p> <p><b>DDES to KCGIS Center Staff Transfer and Matrix Services, \$0; (1.00) FTEs</b></p> <p>GIS and DDES proposes to transfer one GIS FTE from DDES to KCGIS Center effective July 1, 2011. This incumbent staff person will join the pool of matrix staff available for loan out to the departments, and in return the KCGIS Center will provide matrix staff services to DDES equivalent to one FTE. DDES will gain access to the varied skills of several KCGIS Center staff members, and will no longer solely rely on the services of a single GIS expert. This change in staffing is revenue neutral for the county, but does require additional expenditure authority for the KCGIS Center.</p>
14	2140	Grants	2140	R201	<p><b>Miscellaneous Grants Fund Carryover, \$20,786,846</b></p> <p>Because the Miscellaneous Grants Fund is correctly identified in ARMS as a grants fund, the annual carryover of unspent budget authority is automatically credited to the fund in ARMS. This item aligns the budget ordinance to the carryover amount that appears in ARMS.</p>
15	2460	Federal Housing and Community Development	0350	S201	<p><b>FHCD Project Budget Carryover and Federal Entitlement Grant Increase for 2011, \$22,161,438; Revenues of \$22,161,438</b></p> <p>Because the Federal Housing and Community Development Fund is correctly identified in ARMS as a grants fund, the annual carryover of unspent budget authority is automatically credited to the fund in ARMS. This item aligns the budget ordinance to the carryover amount that appears in ARMS.</p>
16	4040	Solid Waste	0720	S201	<p><b>DNRP Green Schools, \$41,707; Revenues of \$41,707</b></p> <p>Three of the 24 approved US Dept. of Energy, Energy Efficiency Conservation Block Grant (EECBG) funded projects will not use their original EECBG funding amount. An inter-departmental team, with representatives from the DOT, DDES, DNRP, FMD, and the Executive Office, convened to redistribute the unused funds to other eligible projects. The grant expires September 24, 2012.</p>
16	4040	Solid Waste	0720	S202	<p>This is one of the projects receiving funds. It will fund assistance with recycling and energy conservation for additional schools that may currently be on the waiting list.</p> <p><b>DNRP Greenhouse Gas Inventory, \$45,000; Revenues of \$45,000</b></p> <p>Three of the 24 approved US Dept. of Energy, Energy Efficiency Conservation Block Grant (EECBG) funded projects will not use their original EECBG funding amount. An</p>

Note: This document is listed in order of the 2nd Omnibus Supplemental Crosswalk 2011.

## Omnibus Narrative Table

Ord Section	Fund	Department	Appro	Code	Narrative
17	5481	Geographic Information Systems	3180M	S201	<p>inter-departmental team, with representatives from the DOT, DDES, DNRP, FMD, and the Executive Office, convened to redistribute the unused funds to other eligible projects. The grant expires September 24, 2012.</p> <p>This is one of the projects receiving funds. It will fund further work within the project's original scope including updating data and pilot measurement framework.</p> <p><b>DDES to KCGIS Center Staff Transfer and Matrix Services, \$69,501; Revenues of \$69,501; 1.00 FTEs</b></p> <p>GIS and DDES proposes to transfer one GIS FTE from DDES to KCGIS Center effective July 1, 2011. This incumbent staff person will join the pool of matrix staff available for loan out to the departments, and in return the KCGIS Center will provide matrix staff services to DDES equivalent to one FTE. DDES will gain access to the varied skills of several KCGIS Center staff members, and will no longer solely rely on the services of a single GIS expert. This change in staffing is revenue neutral for the county, but does require additional expenditure authority for the KCGIS Center.</p> <p><b>Implement ESRI Enterprise GIS License Agreement, \$146,136; Revenues of \$20,000</b></p> <p>Implementation of a three year ESRI Enterprise GIS License Agreement will centralize the county's GIS software licensing, stabilize GIS costs for three years, and result in considerable cost savings during the life of the agreement compared to the combined costs across agencies acquiring individual GIS software licenses. \$20,000 revenue is a contribution from the Department of Assessments for their GIS software needs, the rest of the cost in 2011 will be funded by GIS undesignated fund balance and KCGIS Rate Stabilization reserve.</p>
18	5511	Facilities Management Internal Service	0601	S201	<p><b>Proviso Date Change, Placeholder, \$ 0</b></p> <p>See narrative in transmittal letter.</p>
19	3000	General Capital Improvement Programs	3000	S201	<p><b>Fund 3151, Project 315140, Cottage Lake/Bear Creek, \$486,209</b></p> <p>This project has a goal of acquiring property to protect and restore critical salmon habitat on Bear Creek and its tributary Cottage Lake Creek, north of Redmond. The two current acquisition priorities include 110 acres at NE 106th Street and Avondale Road at the confluence of Mackey Creek, and the second is a set of contiguous properties located on Bear Creek Road NE at NE 142nd Street. This project has willing sellers and will receive \$ 486,209 in allocated CFT funds from the abandoned Cottage Lake Creek CFT project, which was targeted to one property ownership on Cottage Lake Creek for which King County has been unable to reach an agreement with the landowner.</p>
19	3000	General Capital Improvement Programs	3000	S202	<p><b>Fund 3151, Project 315159, Carnation Farmland, (\$200,000)</b></p> <p>This project will acquire approximately 130 acres of development rights on farmland located immediately north of Carnation at NE 60th Street. The project will also provide an important community separator between the city limits of Carnation and the Agricultural Production District (APD) to the north. The project has been completed significantly</p>

## Omnibus Narrative Table

Ord Section	Fund	Department	Appro	Code	Narrative
19	3000	General Capital Improvement Programs	3000	S203	<p>under budget and the remaining funds will be re-allocated to other projects in this budget re-allocation proposal.</p> <p><b>Fund 3151, Project 315174, Taylor Mtn Forest Inholdings, (\$127,189)</b>                      This project scope consists of the acquisition of two centrally-located inholdings within in the 1,700-acre Taylor Mountain Forest. It is located east of State Route 18 in Hobart, and it contains the main headwaters of Issaquah Creek, which contains salmonid habitat within the Lake Washington/Sammamish Watershed. King County has acquired one of the 40-acre properties, but it is not able to reach an agreement with the owners of the second property. The Conservation Futures Citizens Committee recommends transferring the remaining unexpended CFT funds to acquire salmonid habitat land in the Lower Cedar River Conservation CFT project area, which is about five miles away and will also support salmonid species in the Lake Washington watershed.</p> <p><b>Fund 3151, Project 315176, Tolt River Natural Area, \$18,810</b>                      This is an existing riparian habitat acquisition project that will receive a modest reallocation of \$18,810 in Conservation Futures funds from the abandoned Chinook Bend CFT project. The project will benefit salmonid and Steel Head habitat in one of King County's most important areas for endangered Chinook.</p>
19	3000	General Capital Improvement Programs	3000	S204	<p><b>Fund 3151, Project 315192, Newaukum / Green Confluence, \$175,000</b>                      \$175,000 will be re-allocated to this project along the Middle Green River near Black Diamond, from the abandoned Jones Lake CFT acquisition project, which has been abandoned by the city of Black Diamond. The Middle Green River Natural Area project is a multiple-parcel, long term acquisition effort by King County that has a goal of preserving high quality riparian and upland wildlife habitat. The project is a high priority of the WRIA 9 salmon recovery plan.</p>
19	3000	General Capital Improvement Programs	3000	S206	<p><b>Fund 3151, Project 315195, Sammamish Valley - Zante, (\$92,348)</b>                      This abandoned project had a goal of acquiring development rights from a farm located at Northeast 171st Street, immediately south of Woodinville in the Sammamish River valley in the Sammamish Valley Farmland Production District. The project was abandoned because the owner does not wish to sell the property to King County at the appraised fair market value. The project funds will be reallocated to the TDR Farmers Market CFT Project, which has a similar goal of purchasing development rights from farms that sell produce at farmers markets in King County's cities.</p>
19	3000	General Capital Improvement Programs	3000	S207	<p><b>Fund 3151, Project 315200, Cottage Lake Creek, (\$486,209)</b>                      This open space land acquisition project with a goal of acquiring a 35-acre property on Cottage Lake Creek, a main tributary of Bear Creek, has been abandoned. King County and the owner have been unable to agree on an acceptable price for the property, and the CFT funds for the project will be reallocated to the Cottage Lake Creek/Bear Creek Waterways projects, which has a larger scope with willing sellers and a funding shortfall.</p>
19	3000	General Capital Improvement Programs	3000	S208	<p><b>Fund 3151, Project 315202, Lower Cedar River Conservation, \$257,189</b>                      This is a multiple-parcel acquisition project to preserve habitat on the Cedar River. The</p>

Note: This document is listed in order of the 2nd Omnibus Supplemental Crosswalk 2011.

## Omnibus Narrative Table

Ord Section	Fund	Department	Appro	Code	Narrative
19	3000	General Capital Improvement Programs	3000	S209	<p>project has a funding shortfall and many willing sellers, and it will receive excess funds from the Carnation Farmland project, which was completed under budget. Six small parcels are being added to the project as an addition to the scope.</p> <p><b>Fund 3151, Project 315206, Sammamish Valley Farm, (\$100,000)</b>                      This abandoned project had a goal of acquiring development rights from a farm located at Northeast 171st Street, immediately south of Woodinville in the Sammamish River valley in the Sammamish Valley Farmland Production District. The project was abandoned because the owner does not wish to sell the property to King County at the appraised fair market value. The project funds will be reallocated to the TDR Farmers Market CFT Project, which has a similar goal of purchasing development rights from farms that sell produce at farmers markets in King County's cities.</p>
19	3000	General Capital Improvement Programs	3000	S210	<p><b>Fund 3151, Project 315208, White River PSE Corridor, (\$245,000)</b>                      King County and the Cascade Land Conservancy (CLC) had proposed 83-acre acquisition along the White River, to be coupled with the preservation of a ten-mile corridor with 2,500 acres of land on the White River owned by Puget Sound Energy (PSE). The project has not made the progress that had originally been anticipated and the parties have abandoned it. The project funds will be transferred to the King County White River Pinnacle Peak/Red Creek Project, which is located about one mile up river with a similar goal of preserving riparian habitat on the White River and Pinnacle Peak.</p>
19	3000	General Capital Improvement Programs	3000	S211	<p><b>Fund 3151, Project 315209, Cougar-Squak Corridor, (\$375,000)</b>                      This project will acquire a major inholding in the corridor connecting Cougar Mountain Regional Wildland Park and Squak Mountain State Park. The property is a 48.2-acre former gravel mine and rock quarry, known as Sunset Quarry. It is located on the western slope of Squak Mountain along the Renton-Issaquah Road SE (State Route 900). King County is pursuing negotiations on this project, but the appraised property value is significantly lower than originally estimated in 2008 when the project was funded. \$375,000 in CFT funds will be transferred to the Cougar Mountain Precipice Trail Corridor CFT Project to help meet a funding shortfall for that multiple-parcel project.</p>
19	3000	General Capital Improvement Programs	3000	S212	<p><b>Fund 3151, Project 315211, White River Pinnacle Peak, \$245,000</b>                      \$245,000 will be added from the abandoned Whiter River PSE CFT project to the nearby multiple-parcel White River/Pinnacle Peak/Red Creek project. Both projects have similar goals of protecting riparian habitat along the White River corridor south of Enumclaw. This project has willing sellers and a funding shortfall.</p>
19	3000	General Capital Improvement Programs	3000	S213	<p><b>Fund 3151, Project 315213, Farmers Market, \$192,348</b>                      A re-allocation of \$192,348 from the abandoned Sammamish Valley Farmland development rights acquisition project will help extend the goal of this project, which is to acquire development rights from farms that sell directly to farmers markets in King County's cities. The Development rights will be sold into cities that are participating in the TDR program and also have a goal of helping to preserve local farms that are vendors at city farmer's markets.</p>

## Omnibus Narrative Table

Ord Section	Fund	Department	Appro	Code	Narrative
19	3000	General Capital Improvement Programs	3000	S214	<b>Fund 3151, Project 315214, Chinook Bend Natural Area Add, (\$18,810)</b> This abandoned project had a goal of acquiring a small, approximately two-acre property on the Snoqualmie River along the West Snoqualmie Valley Road, about one mile northwest of Carnation. The project goal was to allow for an improved river levee restoration project that is being conducted on county-owned land at Chinook bend Natural Area. King County and the landowner have been unable to reach an agreement. The project funds will be transferred to the Tolt River Natural Area project, which has similar goals for preserving riparian habitat for endangered Chinook in conjunction with removing or improving river levees to make them more compatible with salmonid habitat.
19	3000	General Capital Improvement Programs	3000	S215	<b>Fund 3151, Project 315219, Cougar Mtn Park-Precipice, \$375,000</b> \$ 375,000 in CFT funds will be reallocated to this project from the Cougar-Squak Corridor project, which has unanticipated project funds not necessary for project completion. This project continues King County's efforts to acquire property on the northeast slopes of Cougar Mountain Regional Wildland Park for a trail connection to downtown Issaquah. There are several properties that are targeted for acquisition to complete the trail connection and to buffer the trail.
19	3000	General Capital Improvement Programs	3000	S216	<b>Fund 3151, Project 315404, Thornton Creek Natural Area, \$30,000</b> This project is a one-parcel urban stream corridor acquisition project in north Seattle that is located three blocks from Northgate Mall. The project will receive an additional \$30,000 to help meet a project funding shortfall. The project site has a rare large Sequoia tree that will be accessible to the public.
19	3000	General Capital Improvement Programs	3000	S217	<b>Fund 3151, Project 315449, Lake City Urban Village, \$30,000</b> \$30,000 will be re-allocated to this project to acquire a new .25 acre passive open space park site in the Lake City Hub Urban Village in Seattle. The project was funded last year and has a shortfall, and this re-allocation from the abandoned Lake Forest Park 40th Place Greenbelt project, which is located a few miles to the north, will help meet the funding shortfall.
19	3000	General Capital Improvement Programs	3000	S218	<b>Fund 3151, Project 315600, TDR Partnership, \$135,000</b> This project will receive an allocation of \$135,000 to put towards open space amenity incentive funds that are available to cities that agree to enter into agreements with King County to allow Transferable Development Rights (TDRs) into the cities from rural areas.
19	3000	General Capital Improvement Programs	3000	S219	<b>Fund 3151, Project 315760, NOR - Walker Preserve, (\$563,000)</b> This proposed 5.6 acre acquisition project along Walker Creek has been abandoned by Normandy Park, which has requested the funds to be reallocated to its multi-parcel Beaconsfield-on-the-Sound CFT project, where the city is working to purchase additional properties.
19	3000	General Capital Improvement Programs	3000	S220	<b>Fund 3151, Project 315785, LFP - 40th Place Green, (\$125,000)</b> Lake Forest Park has abandoned this project, which would have acquired up to 5 acres of wooded open space near 40th Place in Lake Forest Park. The funds will be partially reallocated to two projects in north Seattle, the Thornton Creek Park 6 Natural Area

Note: This document is listed in order of the 2nd Omnibus Supplemental Crosswalk 2011.

## Omnibus Narrative Table

Ord Section	Fund	Department	Appro	Code	Narrative
19	3000	General Capital Improvement Programs	3000	S221	addition CFT project and the Lake City Urban Village Park CFT project, and a portion will go to the TDR Urban Partnerships CFT project, which provides open space acquisition amenity funding for cities that agree to accept Transferable Development Rights (TDRs) from rural King County. <b>Fund 3151, Project 315787, NOR - Beaconsfield, \$563,000</b> Additional funding will be provided for this Puget Sound shoreline acquisition project from Normandy Park's abandoned Walker Creek Preserve Project. This project has many parcels and owners. The project will provide additional public beach access, preserve scenic Puget Sound shoreline from development, and protect upland shoreline habitat. It will also help prevent the construction of additional shoreline bulkheads, and potentially to allow for removal some existing shoreline armoring, if that is found to be feasible.
19	3000	General Capital Improvement Programs	3000	S222	<b>Fund 3151, Project 315791, BLK - Jones Lake, (\$175,000)</b> Black Diamond has abandoned this project, which has a goal of acquiring 45 acres on Jones Lake, which is highly visible from State Route 169. The funds will be reallocated to the Green River Natural Area CFT Project, which is located about two miles south of Jones Lake and has a goal of protecting important riparian lands in the Middle Green River basin.
19	3000	General Capital Improvement Programs	3000	S223	<b>Fund 3160, Project 316XXX, Duthie Hill Mountain Bike Park, \$150,000; Revenues of \$150,000</b> King County Parks is seeking appropriation authority for a \$150,000 state YAF (Youth Athletic Facility) grant to support Phase II trail development at the Duthie Hill Mountain Bike Park. Parks is partnering with EMBA (Evergreen Mountain Bike Alliance), the state's leading mountain bike advocacy group, to design and construct the course. EMBA will provide 4,000 hours of volunteer labor and in-kind services, as well as helping maintain the facility in the long term.
19	3000	General Capital Improvement Programs	3000	S224	<b>Fund 3951, Project 395019, Elections Bldg - Voter Outreach Center, \$418,183</b> King County Elections Office has requested these improvements to the former café space within the Earlington Building. This area was previously excluded from the completed Earlington Building ESCO project. The café space's former tenant's lease expired in October 2010 and they vacated the space. King County Elections was offered this space for their operational needs. Elections proposed that this area be remodeled to accommodate a Voter Outreach Center to increase accessibility for disabled voters and to provide greater safety and security for voters that choose to use voting booths at the Earlington Building.
19	3000	General Capital Improvement Programs	3000	S226	<b>Fund 3951, Project 395154, Yesler Building Fire Repair, (\$335,000)</b> This is a technical adjustment to remove budget from a capital project that was not needed to post costs and revenues for the Yesler Building Fire Repair. The costs were posted instead to the FMD Internal Service Fund where existing 2010 and 2011 budget was sufficient and the revenue that would have been received in the capital project (FMD ISF and Insurance Reimbursement Dollars) will be collected in the FMD Internal Service

## Omnibus Narrative Table

Ord Section	Fund	Department	Appro	Code	Narrative
19	3000	General Capital Improvement Programs	3000	S227	<p>Fund or be spent from FMD-ISF fund balance.</p> <p><b>Fund 3220, Project 333900, HOF Solid Ground, \$123,095</b>                      In anticipation of the approval of the sales tax proposal in 2010, funding for Solid Ground programs within the Housing Opportunity Fund (HOF) was significantly reduced in the 2011 Adopted Budget. Because of the defeat of the sales tax initiative last year, this is transitional funding for 2011 only.</p> <p><b>Fund 3292, Project 20000, Public Safety/Property, \$354,545; Revenues of \$354,545</b>                      Due to significant rainfall in the 2010-2011 "wet season", there were several emergency sub-projects. The wet season conditions caused damages to public stormwater conveyance systems, closed depression flooding, arterial road closures, stream flooding, and sedimentation problems at the locations of the four projects requesting appropriation. The division is initiating three emergency capital improvement projects and requesting supplemental funds for the existing Horseshoe Lake Infiltration project to address emergency condition flooding.</p>
21	3000	Surface Water Capital Improvement Program	3004	S201	<p>Funding comes from Flood District Sub-Regional Opportunity (SRO) funds for unincorporated King County. In 2010 omnibus, WLRD released about \$400K to the Flood District since it received a DOE grant. It gave back the money to "bank" since it did not have a different project lined up immediately to put to use.</p>
23	3000	Major Maintenance Capital Improvement Program	3005	S202	<p><b>Fund 3421, Project 343230, Yesler Floor Finishes, (\$98,194)</b>                      This project budget is disappropriated in a re-prioritization process based on potential mothballing of the Yesler Building as a result of the proposed short term space planning moves.</p>
23	3000	Major Maintenance Capital Improvement Program	3005	S203	<p><b>Fund 3421, Project 344581, Ballistic Renovation - Ravensdale Gun Range, \$99,434</b>                      The Ballistic Catchment System Renovation at the Ravensdale Gun Range will replace the existing dilapidated baffle system to correct the existing potential risk resulting from errant bullets entering the adjacent privately owned Cascade Gun Club. The scope of work includes the design/renovation/construction of an overhead roof baffle structure at the shooting range facility. This is an existing project. Please see Capital Appropriation Proposal for information about the total cost of this project.</p>
23	3000	Major Maintenance Capital Improvement Program	3005	S205	<p><b>Fund 3421, Project 344817, MRJC-Det Building Heat Wheels, \$115,208; Revenues of \$115,208</b>                      At the MRJC Detention Building, replace existing damaged heat wheel media material at heat wheels in heat recovery units (HRU) with new matching heat wheel media material, as follows: HRU 5-3, South Kitchen, replace 4 small heat wheel sections; HRU 5-1; Unit N, replace 1 large heat wheel section; HRU 6-2, Unit R, replace 3 large heat wheel sections; and HRU 6-3, Unit S, replace 2 large heat wheel sections.</p> <p>This project will complete replacements of all remaining damaged existing heat wheel media material at the Detention Building.</p>

Note: This document is listed in order of the 2nd Omnibus Supplemental Crosswalk 2011.

**Omnibus Narrative Table**

Ord Section	Fund	Department	Appro	Code	Narrative
25	3000	Solid Waste Capital Improvement Program	3006	S201	<p>FMD will provide project management. Design was completed by McKinstry Essential in another project. Construction will be by FMD's mechanical work order contractor or by an ESCO contractor. This is one of the projects receiving EECBG funds.</p> <p><b>Fund 3901, Project D15439, Solid Waste BAN Sale, \$113,712</b>                      This adjustment is for finance costs associated with the Solid Waste Division's issuance of bond anticipation notes (BAN). The costs include \$97,312 for the cost of issuance such as bond counsel, various rating fees, and the financial advisory, and \$16,400 for the underwriter's discount.</p>





2nd Omnibus Supplemental Crosswalk 2011

Proposed Ordinance Section	Appro Name	A	B	C	D	E	F	G	H	I	J
16	Federal Housing and Community Development	22,161,438						22,161,438			
16	Solid Waste	41,707		41,707				41,707			
16	Solid Waste	45,000		45,000				45,000			
	Solid Waste Total	86,707		86,707				86,707			
	Solid Waste Total	86,707		86,707				86,707			
17	Geographic Information Systems	69,501		69,501				69,501	1.00		
17	Geographic Information Systems	148,136		148,136				148,136			126,136
	Geographic Information Systems Total	215,637		215,637				215,637	1.00		126,136
	Geographic Information Systems (GIS) Total	215,637		215,637				215,637	1.00		126,136
18	Facilities Management Internal Service	0		0				0			0
	Facilities Management Internal Service	0		0				0			0
	Total	0		0				0			0
	Facilities Management - Internal Service Total	0		0				0			0
19	General Capital Improvement Programs	486,209		486,209				486,209			486,209
19	General Capital Improvement Programs	(200,000)		(200,000)				(200,000)			(200,000)
19	General Capital Improvement Programs	(127,189)		(127,189)				(127,189)			(127,189)
19	General Capital Improvement Programs	18,810		18,810				18,810			18,810
19	General Capital Improvement Programs	175,000		175,000				175,000			175,000
19	General Capital Improvement Programs	(92,348)		(92,348)				(92,348)			(92,348)
19	General Capital Improvement Programs	(486,209)		(486,209)				(486,209)			(486,209)
19	General Capital Improvement Programs	257,189		257,189				257,189			257,189
19	General Capital Improvement Programs	(100,000)		(100,000)				(100,000)			(100,000)
19	General Capital Improvement Programs	(245,000)		(245,000)				(245,000)			(245,000)
19	General Capital Improvement Programs	(375,000)		(375,000)				(375,000)			(375,000)
19	General Capital Improvement Programs	245,000		245,000				245,000			245,000
19	General Capital Improvement Programs	192,348		192,348				192,348			192,348
19	General Capital Improvement Programs	(18,810)		(18,810)				(18,810)			(18,810)
19	General Capital Improvement Programs	375,000		375,000				375,000			375,000
19	General Capital Improvement Programs	30,000		30,000				30,000			30,000
19	General Capital Improvement Programs	30,000		30,000				30,000			30,000
19	General Capital Improvement Programs	135,000		135,000				135,000			135,000
19	General Capital Improvement Programs	(583,000)		(583,000)				(583,000)			(583,000)
19	General Capital Improvement Programs	(125,000)		(125,000)				(125,000)			(125,000)
19	General Capital Improvement Programs	563,000		563,000				563,000			563,000
19	General Capital Improvement Programs	(175,000)		(175,000)				(175,000)			(175,000)
19	General Capital Improvement Programs	150,000		150,000				150,000			150,000
19	General Capital Improvement Programs	418,183		418,183				418,183			418,183
19	General Capital Improvement Programs	(335,000)		(335,000)				(335,000)			(335,000)
19	General Capital Improvement Programs	123,095		123,095				123,095			123,095
19	General Capital Improvement Programs	356,278		356,278				356,278			356,278
21	Program Total	354,545		354,545				354,545			354,545
21	Program Total	354,545		354,545				354,545			354,545
23	Program Total	(98,194)		(98,194)				(98,194)			(98,194)
23	Program Total	98,434		98,434				98,434			98,434
23	Program Total	115,208		115,208				115,208			115,208
23	Program Total	116,448		116,448				116,448			116,448

Proposed Ordinance Section

Proposed Ordinance Section	Line Item	Appro Name	A	B	C	D	E	F	G	H	I	J
			Appropriation	Capital Grants	Capital Supplemental	Operating Supplemental	Capital Supplemental	Capital Supplemental	Revenues	FTE	Supplemental FTE	Supplemental
25	82	Solid Waste Capital Improvement Program	113,712	-	-	-	113,712	113,712	-	-	-	113.7
	83	Program Total	113,712	-	-	-	113,712	113,712	-	-	-	113.7
	84	Capital Improvement Program Total	940,983	-	-	-	940,983	940,983	618,753	-	-	113.7
	85	Grand Total	48,769,467	(85,209)	2,985,408	-	940,983	3,906,391	25,404,306	1.00	1.00	321.23
												21,385.161



## FISCAL NOTE

Ordinance/Motion No.	2nd Omnibus Supplemental Ordinance 2011
Title:	Customer Relationship Management System
Affected Agency and/or Agencies:	Executive Office Customer Service
Note Prepared By:	Natasha Jones, Director of Customer Service
Note Reviewed By:	Helene Ellickson, Budget Manager, PSB

Impact of the above legislation on the fiscal affairs of King County is estimated to be: \$0

**Revenue to:**

Fund/Agency	Fund Code	Revenue Source	Current Year <sup>1</sup> 2011	1st Year <sup>2</sup> 2012	2nd Year <sup>2</sup> 2013	3rd Year <sup>2</sup> 2014
General Fund	0010	reserve	10,000			
<b>TOTAL</b>			<b>\$10,000</b>	<b>\$0</b>	<b>\$0</b>	<b>\$0</b>

**Expenditures from:**

Fund/Agency	Fund Code	Department	Current Year <sup>1</sup> 2011	1st Year <sup>2</sup> 2012	2nd Year <sup>2</sup> 2013	3rd Year <sup>2</sup> 2014
Office of the Executive	0010	0120	10,000			
<b>TOTAL</b>			<b>\$10,000</b>	<b>\$0</b>	<b>\$0</b>	<b>\$0</b>

**Expenditures by Categories**

Fund/Agency	Fund Code	Department	Current Year <sup>1</sup> 2011	1st Year <sup>2</sup> 2012	2nd Year <sup>2</sup> 2013	3rd Year <sup>2</sup> 2014
EDP Equipment and Software	0010	0120	10,000			
<b>TOTAL</b>			<b>\$10,000</b>	<b>\$0</b>	<b>\$0</b>	<b>\$0</b>

**Footnotes:**

As part of a pilot effort, purchase a Customer Relationship Management (CRM) software package and 8-10 licenses for Exec. Office Customer Service team and Exec. Administrative and Correspondence staff to enable improved collaboration, tracking, and performance measurement on resident responses, correspondence and service requests. Currently, resident requests are handled and tracked using an Excel spreadsheet and ad-hoc tracking through the Executive Office Customer Service and administrative staff, and department Customer Service Officers. There is no means of reporting other than manual review of the Excel spreadsheet. This means

**FISCAL NOTE**

Ordinance/Motion No. 00-	2nd Omnibus Supplemental Ordinance 2011
Title:	Contract Agreement Between King County and Issaquah School District #411 for School Resource Officer Law Enforcement Services
Affected Agency and/or Agencies:	King County Sheriff's Office
Note Prepared By:	Jason King
Note Reviewed By:	Doug Palmer

Impact of the above legislation on the fiscal affairs of King County is estimated to be:

**Revenue to:**

Fund/Agency	Fund	Revenue	Current Year	2012	2013	2014
	Code	Source				
General Fund	0010	Issaquah School District	\$ 55,000	\$ 55,000	\$ 55,000	\$ 55,000
	<b>TOTAL</b>		<b>\$ 55,000</b>	<b>\$ 55,000</b>	<b>\$ 55,000</b>	<b>\$ 55,000</b>

**Expenditures from:**

Fund/Agency	Fund	Department	Current Year	2012	2013	2014
	Code					
Current Expense	0010	Sheriff's Office (0200)	\$ 55,000	\$ 55,000	\$ 55,000	\$ 55,000
			<b>\$ 55,000</b>	<b>\$ 55,000</b>	<b>\$ 55,000</b>	<b>\$ 55,000</b>

**Expenditures by Categories**

	Current Year	2012	2013	2014
Salaries & Benefits	\$ 37,400	\$ 37,400	\$ 37,400	\$ 37,400
Supplies and Services	\$ 17,600	\$ 17,600	\$ 17,600	\$ 17,600
Capital Outlay	\$ -	\$ -	\$ -	\$ -
Other	\$ -	\$ -	\$ -	\$ -
<b>TOTAL</b>	<b>\$ 55,000</b>	<b>\$ 55,000</b>	<b>\$ 55,000</b>	<b>\$ 55,000</b>

This fiscal note represents a proposed contract for school resource officer (SRO) services for the Issaquah School District. For the first contract cycle, Issaquah School District has set a total budget of \$55,000. It is not known at this time if they will increase the budget in outyears; therefore, The contract provides for reimbursement based on a fully loaded hourly rate up to the amount set by the school district.

**FISCAL NOTE**

Ordinance/Motion No. 2011-XXXX  
 Title: Records Management - Enterprise Scanning Center - 2nd Supplemental Budget Ordinance  
 Affected Agency and/or Agencies: Records & Licensing Services Division  
 Note Prepared By: Yiling Wong  
 Note Reviewed By: Helene Ellickson

Impact of the above legislation on the fiscal affairs of King County is estimated to be: \$0

**Revenue:**

Fund/Agency	Fund Code	Revenue Source	2011	2012	2013	2014
General Fund/ RALS	10	Electronic Image Copy Fee	89,960	360,000	381,600	404,496
<b>TOTAL</b>			<b>89,960</b>	<b>360,000</b>	<b>381,600</b>	<b>404,496</b>

**Expenditures:**

Fund/Agency	Fund Code	Department Code	2011	2012	2013	2014
General Fund/ RALS	10	470	87,814	358,369	379,871	402,663
<b>TOTAL</b>			<b>87,814</b>	<b>358,369</b>	<b>379,871</b>	<b>402,663</b>

**Expenditures by Category**

	2011	2012	2013	2014
Salaries & Benefits	72,544	297,286	315,123	334,031
Supplies and Services	15,270	61,083	64,748	68,633
Capital Outlay	0	0	0	0
Other	0	0	0	0
<b>TOTAL</b>	<b>87,814</b>	<b>358,369</b>	<b>379,871</b>	<b>402,663</b>

RALS proposes a self-supporting unit in the Records Management section to do an in-house Enterprise Scanning Center (ESC). Digital images of recorded documents will be available for bulk sale that will cover the cost for staff required to complete this body of work. 2012 reflects a full year of costs and revenues, 2013-2014 reflects adjustment for 6 percent inflation.

**FISCAL NOTE**

Ordinance/Motion No.	2011 2nd Omnibus Supplemental Ordinance
Title:	Civil Division Deputy for DNRP Workload <sup>1</sup>
Affected Agency and/or Agencies:	DNRP (Parks and Solid Waste)
Note Prepared By:	Mark Buening
Note Reviewed By:	Doug Palmer

Impact of the above legislation on the fiscal affairs of King County is estimated to be:

Revenue to:

Fund Title	Fund Code	Revenue Source	Current Year <sup>2</sup> 2011*	1st Year 2012	2nd Year <sup>3</sup> 2013	3rd Year <sup>3</sup> 2014
GF	4040	Solid Waste &	\$ 25,827	\$ 78,671	\$ 82,604	\$ 86,734
	1451	Parks	\$ 25,827	\$ 78,671	\$ 82,604	\$ 86,734
<b>TOTAL</b>			<b>\$ 51,653</b>	<b>\$ 157,341</b>	<b>\$ 165,208</b>	<b>\$ 173,468</b>

Expenditures from:

Fund Title	Fund Code	Department	Current Year 2011*	1st Year 2012	2nd Year 2013	3rd Year 2014
GF	0010	PAO	\$ 51,653	\$ 157,341	\$ 165,208	\$ 173,468
<b>TOTAL</b>			<b>\$ 51,653</b>	<b>\$ 157,341</b>	<b>\$ 165,208</b>	<b>\$ 173,468</b>

Expenditures by Categories

	Current Year 2011*	1st Year 2012	2nd Year 2013	3rd Year 2014
Salaries & Benefits	\$ 51,653	\$ 157,341	\$ 165,208	\$ 173,468
Supplies & Services				
Capital Outlay				
Other				
<b>TOTAL</b>	<b>\$ 51,653</b>	<b>\$ 157,341</b>	<b>\$ 165,208</b>	<b>\$ 173,468</b>

Assumptions & Footnotes:

<sup>1</sup>The costs for this position will be shared 50% by Parks and 50% by Solid Waste. Actual reimbursement will depend on distribution of actual workload.

<sup>2</sup>Expenses for FY 2011 are pro-rated based on a September 1 start date. Future year costs are the full amounts of the

<sup>3</sup>Costs are projected to escalate at the rate of 5% in the outyears



## FISCAL NOTE

Ordinance/Motion No.	2011 2nd Omnibus Supplemental Ordinance
Title:	2011 Trial Court Improvement - New Funds
Affected Agency and/or Agency:	Superior Court
Note Prepared By:	Andrew Bauck
Note Reviewed By:	Krista Camenzind

Impact of the above legislation on the fiscal affairs of King County is estimated to be: \$0

**Revenue to:**

Fund/Agency	Fund Code	Revenue Source	Current Year <i>2011</i>	1st Year <i>2012</i>	2nd Year <i>2013</i>	3rd Year <i>2014</i>
General Fund/Superior Court	0010	TCIA	295,000	-	-	-
TOTAL			\$295,000	\$0	\$0	\$0

**Expenditures from:**

Fund/Agency	Fund Code	Department	Current Year <i>2011</i>	1st Year <i>2012</i>	2nd Year <i>2013</i>	3rd Year <i>2014</i>
General Fund/Superior Court	0010	0510	295,000	-	-	-
TOTAL			\$295,000	\$0	\$0	\$0

**Expenditures by Categories**

	Fund Code	Department	Current Year <i>2011</i>	1st Year <i>2012</i>	2nd Year <i>2013</i>	3rd Year <i>2014</i>
Salaries & Benefits	0010	0510	-	-	-	-
Supplies & Services	0010	0510	142,000	-	-	-
Capital Outlay	0010	0510	62,000	-	-	-
Other	0010	0510	91,000	-	-	-
TOTAL			\$295,000	\$0	\$0	\$0

**Footnotes:**

Appropriation of 2011 Trial Court Improvement Funds awarded by State.

## FISCAL NOTE

Ordinance/Motion No.	2011 2nd Omnibus Supplemental Ordinance
Title:	2011 New Trial Court Improvement Funds
Affected Agency and/or Agency	District Court
Note Prepared By:	Andrew Bauck
Note Reviewed By:	Krista Camenzind

Impact of the above legislation on the fiscal affairs of King County is estimated to be: \$0

**Revenue to:**

Fund/Agency	Fund Code	Revenue Source	Current Year <sup>1</sup> <i>2011</i>	1st Year <sup>2</sup> <i>2012</i>	2nd Year <sup>2</sup> <i>2013</i>	3rd Year <sup>2</sup> <i>2014</i>
General Fund/District Court	0010	TCIA	295,000			
<b>TOTAL</b>			<b>\$295,000</b>	<b>\$0</b>	<b>\$0</b>	<b>\$0</b>

**Expenditures from:**

Fund/Agency	Fund Code	Department	Current Year <sup>1</sup> <i>2011</i>	1st Year <sup>2</sup> <i>2012</i>	2nd Year <sup>2</sup> <i>2013</i>	3rd Year <sup>2</sup> <i>2014</i>
General Fund/District Court			295,000			
<b>TOTAL</b>			<b>\$295,000</b>	<b>\$0</b>	<b>\$0</b>	<b>\$0</b>

**Expenditures by Categories**

Fund/Agency	Fund Code	Department	Current Year <sup>1</sup> <i>2011</i>	1st Year <sup>2</sup> <i>2012</i>	2nd Year <sup>2</sup> <i>2013</i>	3rd Year <sup>2</sup> <i>2014</i>
Capital Outlay	0010		295,000			
<b>TOTAL</b>			<b>\$295,000</b>	<b>\$0</b>	<b>\$0</b>	<b>\$0</b>

**Footnotes:**

Appropriation of 2011 Trial Court Improvement Funds awarded by State.

**FISCAL NOTE**

Ordinance/Motion No. 2011 2nd Omnibus Supplemental Ordinance  
 Title: General Fund Transfer to Housing Opportunity Fund Supplemental Appropriation  
 Affected Agency and/or Agencies: DCHS/CSD/Housing Opportunity Fund  
 Note Prepared By: Aaron Rubardt  
 Note Reviewed By: Tesia Forbes

Impact of the above legislation on the fiscal affairs of King County is estimated to be: \$123,095

**Revenue to:**

Fund/Agency	Fund Code	Revenue Source	Current Year 2011	1st Year 2012	2nd Year 2013	3rd Year 2014
Housing Opportunity Fund	000003220	39780 - GF Contribution	123,095	0	0	0
<b>TOTAL</b>			<b>123,095</b>	<b>\$0</b>	<b>\$0</b>	<b>\$0</b>

**Expenditures from:**

Fund/Agency	Fund Code	Dept	Current Year 2011	1st Year 2012	2nd Year 2013	3rd Year 2014
Human Services General Fund Transfer	0010	0694	123,095	0	0	0
<b>TOTAL</b>			<b>123,095</b>	<b>\$0</b>	<b>\$0</b>	<b>\$0</b>

**Expenditures by Categories**

	Fund Code	Dept	Current Year 2011	1st Year 2012	2nd Year 2013	3rd Year 2014
General Fund Transfer	0010	0694	123,095			
<b>TOTAL</b>			<b>\$123,095</b>	<b>\$0</b>	<b>\$0</b>	<b>\$0</b>

**Footnotes:**

This general fund transfer funds the Solid Ground program supplemental in HOF. This funding replaces the funding expected from the failed sales tax measure in 2010.

## FISCAL NOTE

Ordinance/Motion No.            2nd Omnibus Supplemental Ordinance 2011  
 Title: Cultural Development Authority (CDA) Supplemental Request  
 Affected Agency and/or Agencies: CDA  
 Note Prepared By: Aaron Rubardt  
 Note Reviewed By: Dave Reich

Impact of the above legislation on the fiscal affairs of King County is estimated to be: \$0

**Revenue to:**

Fund/Agency	Fund Code	Revenue Source	Current Year <sup>1</sup> <i>2011</i>	1st Year <sup>2</sup> <i>2012</i>	2nd Year <sup>2</sup> <i>2013</i>	3rd Year <sup>2</sup> <i>2014</i>
Cultural Development Authority	1170	Hotel/Motel	<i>1,783,040</i>			
TOTAL			\$1,783,040	\$0	\$0	\$0

**Expenditures from:**

Fund/Agency	Fund Code	Department	Current Year <sup>1</sup> <i>2011</i>	1st Year <sup>2</sup> <i>2012</i>	2nd Year <sup>2</sup> <i>2013</i>	3rd Year <sup>2</sup> <i>2014</i>
Cultural Development Authority	1170	0301	<i>1,783,040</i>			
TOTAL			\$1,783,040	\$0	\$0	\$0

**Expenditures by Categories**

Fund/Agency	Fund Code	Department	Current Year <sup>1</sup> <i>2011</i>	1st Year <sup>2</sup> <i>2012</i>	2nd Year <sup>2</sup> <i>2013</i>	3rd Year <sup>2</sup> <i>2014</i>
Fund Transfer to 4Culture	1170	0301	<i>1,783,040</i>			
TOTAL			\$1,783,040	\$0	\$0	\$0

**Footnotes:**

<sup>1</sup> The revenue forecast for hotel tax revenues that are transferred to CDA is higher than when the 2011 budget was developed. The increase is proposed to ensure sufficient appropriation authority to make required transfers.

**Non-GF Financial Plan**

Fund Name: Cultural Development Authority (CDA) Fund  
 Fund Number: 1170  
 Prepared by: Aaron Rubardt

Date Prepared: 7/15/11

Category	2010 Actual <sup>1</sup>	2011 Adopted <sup>2</sup>	2011 Revised	2011 Estimated	Estimated- Adopted Change	Explanation of Change
<b>Beginning Fund Balance</b>	2,048,000	2,048,000	2,211,243	2,211,243	163,243	
<b>Revenues</b>						
* Hotel/Motel Transient <sup>3</sup>	8,717,820	8,213,377	8,213,377	9,996,417	1,783,040	Higher revenue forecast
* Forecast Contingency Reserve <sup>4</sup>		1,026,672	1,026,672	1,026,672	-	
* Interest Earnings	145,524	18,000	18,000	18,000	-	
* General Fund Internal Support	237,470	200,470	200,470	200,470	-	
* Contribution from Other Funds <sup>5</sup>	418,644	538,011	538,011	538,011	-	
* Supplemental Ordinance Contingency					-	
<b>Total Revenues</b>	9,519,458	9,996,530	9,996,530	11,779,570	1,783,040	
<b>Expenditures</b>						
* Appropriation for Transfer to CDA	(9,356,215)	(8,969,858)	(8,969,858)	(10,752,898)	(1,783,040)	Higher revenue forecast
* Forecast Contingency Reserve <sup>4</sup>		(1,026,672)	(1,026,672)	(1,026,672)	-	
* Supplemental Ordinance Contingency					-	
<b>Total Expenditures</b>	(9,356,215)	(9,996,530)	(9,996,530)	(11,779,570)	(1,783,040)	
<b>Estimated Underexpenditures</b>						
<b>Other Fund Transactions</b>						
<b>Total Other Fund Transactions</b>						
<b>Ending Fund Balance</b>	2,211,243	2,048,000	2,211,243	2,211,243		
<b>Designations and Reserves</b>						
<b>Total Designations and Reserves</b>						
<b>Ending Undesignated Fund Balance</b>	2,211,243	2,048,000	2,211,243	2,211,243		
<b>Target Fund Balance<sup>6</sup></b>						

**Financial Plan Notes:**

- <sup>1</sup> Actuals are taken from ARMS 14th Month or 2010 CAFR.
- <sup>2</sup> Adopted is taken from 2011 Adopted Budget Book.
- <sup>3</sup> Revenue projections for 2011, 2012 and 2013 are derived from OEFA estimates. The Hotel/Motel contribution to CDA ends in 2012.
- <sup>4</sup> The Forecast Contingency Reserve is set at 12.5% of the Hotel/Motel revenue estimate.
- <sup>5</sup> This revenue is derived from the eligible CIP projects as determined by the One Percent for Art Program.
- <sup>6</sup> Target Fund Balance is zero for the CDA's internally managed funds, with all funds either committed to projects or reserved in the Cultural Endowment.

**FISCAL NOTE**

Resolution No(s): 2011 2nd Omnibus Supplemental Ordinance Title: WLRD - SWM Fund 1211 Omnibus Affected Agency and/or Agencies: Water and Land Resources Division, SWM Fund 1211 Note Prepared By: Steve Oien, Manager, Finance and Administration, WLRD Note Reviewed By: Jennifer Lehman, Budget Analyst, PSB
--

Impact of the above legislation on the fiscal affairs of King County is estimated to be:

**Revenue:**

Fund/Agency	Fund Code	Revenue Source	2011	2012	2013	2014
WLRD/SWM Fund	1211	Title III Forestry	49,169	0	0	0
TOTAL			49,169	0	0	0

**Expenditures:**

Fund/Agency	Fund Code	Department Code	2011	2012	2013	2014
WLRD/SWM Fund	1211	0845	49,169	0	0	0
TOTAL			49,169	0	0	0

**Expenditures by Category**

	2011	2012	2013	2014
Supplies and Services	49,169			
TOTAL	49,169	0	0	0

The Water and Land Resources Division (WLRD) is expanding the scope of activities for the 2011 FireWise program. This program educates community groups and land owners on forest fire safety. The expanded scope includes additional forest safety classes and additional work days by work crews to do forest thinning and fire prevention. Funds are available and already appropriated in CIP Fund 3392.

The expanded program will allow WLRD to develop additional community fire plans, provide technical assistance in the field for fuel reduction activities and will allow the division to present a full-day training in North Bend in partnership with Washington Department of Natural Resources, fire districts and conservation districts. The proposed budget keeps contracted assistance with community fire plan writing at the current level and splits the remaining federal funds evenly in 2011 and 2012.

**Non-GF Financial Plan**

Fund Name: WLR SWM Fund  
 Fund Number: 000001211  
 Prepared by: Steve Oien

Date Prepared: June 29, 2011

Category	2010 Actual <sup>1</sup>	2011 Adopted <sup>2</sup>	2011 Revised	2011 Estimated	Estimated-Adopted Change	Explanation of Change
<b>Beginning Fund Balance</b>	598,268	78,729	(77,043)	(77,043)	(155,772)	
<b>Revenues</b>						
SWM Fee	19,723,724	20,459,707	20,459,707	20,639,000	179,293	Revised based on 1st half billings.
General Fund Transfer	160,947	656,230	656,230	666,230	10,000	This is for King County Economic Enterprise Corp in 1st Omnibus.
Other Revenues	2,239,176	3,116,501	3,116,501	3,165,670	49,169	3rd Quarter Omnibus - Title III grant funds
<b>Total Revenues</b>	<b>22,123,847</b>	<b>24,232,438</b>	<b>24,232,438</b>	<b>24,470,900</b>	<b>238,462</b>	
<b>Expenditures</b>						
Operating Expenditures	(17,454,141)	(17,200,043)	(17,200,043)	(16,837,967)	362,076	Underexpenditures to restore fund balance.
CIP PAYG	(3,667,190)	(6,681,098)	(6,681,098)	(4,867,098)	1,814,000	1st Qtr Omnibus - CIP correction
CIP Debt Service	(1,677,827)	(1,761,638)	(1,761,638)	(1,761,638)	-	
1st Omnibus				155,000	155,000	1st Qtr Omnibus - Operating correction
1st Omnibus				(10,000)	(10,000)	This is for King County Economic Enterprise Corp in 1st Omnibus.
2nd Omnibus				(49,169)	(49,169)	Omnibus for FireWise program
<b>Total Expenditures</b>	<b>(22,799,158)</b>	<b>(25,642,779)</b>	<b>(25,642,779)</b>	<b>(23,370,872)</b>	<b>2,271,907</b>	
<b>Estimated Underexpenditures</b>		186,606	186,606			
<b>Other Fund Transactions</b>						
Corrections Ordinance Offset <sup>3</sup>		2,018,900	2,018,900			
<b>Total Other Fund Transactions</b>		2,018,900	2,018,900			
<b>Ending Fund Balance</b>	<b>(77,043)</b>	<b>873,894</b>	<b>718,122</b>	<b>1,022,985</b>		
<b>Designations and Reserves</b>						
<b>Total Designations and Reserves</b>						
<b>Ending Undesignated Fund Balance</b>	<b>(77,043)</b>	<b>873,894</b>	<b>718,122</b>	<b>1,022,985</b>		
<b>Target Fund Balance <sup>4</sup></b>	<b>984,127</b>	<b>1,022,985</b>	<b>1,022,985</b>	<b>1,022,985</b>		

**Financial Plan Notes:**

<sup>1</sup>Actuals are taken from Preliminary CAFR.

<sup>2</sup>Adopted is taken from adopted financial plan.

<sup>3</sup>Corrections Ordinance Offset - Council intended to reduce the CIP PAYG by \$1,863,900 when it reduced the Exec Proposed SWM rate increase from \$32 to \$22. Also Council indicated the adopted budget would reduce the Exec Proposed amount for Environmental Monitoring by \$155,000. Neither of these changes were reflected in the 2011 adopted budget with the result that the adopted financial plan appears to end with a negative fund balance in 2011. The 1st Qtr Omnibus corrected this matter.

<sup>4</sup>Minimum target fund balance is 5% of annual adopted SWM fee estimate.

**FISCAL NOTE**

Ordinance/Motion	2nd Omnibus Supplemental Ordinance 2011
Title:	DDES position transfer to KCGIS - 2nd Supplemental Budget Ordinance
Affected Agency and/or Agencies:	Department of Development and Environmental Services
Note Prepared By:	Warren Cheney
Note Reviewed By:	Katherine Cortes

Impact of the above legislation on the fiscal affairs of King County is estimated to be: \$0

**Revenue:**

Fund/Agency	Fund Code	Revenue Source	2011	2012	2013	2014
DDES	1340		0	0	0	0
TOTAL			0	0	0	0

**Expenditures:**

Fund/Agency	Fund Code	Department Code	2011	2012	2013	2014
DDES	1340	0325	0	0	0	0
TOTAL			0	0	0	0

**Expenditures by Category**

	2011	2012	2013	2014
Salaries & Benefits	(69,501)	(173,058)	(176,519)	(180,050)
Supplies and Services	0	0	0	0
Capital Outlay	0	0	0	0
Other	69,501	173,058	176,519	180,050
TOTAL	0	0	0	0

GIS staff position moves from DDES budget to KCGIS budget. Outyear assumptions: 2012 reflect a full year of labor costs, 2013-2014 adjusted for 2 percent inflation.



Non-CX Financial Plan

Fund Name: Department of Development and Environmental Services  
 Fund Number: 1340  
 Prepared by: Crina Ghimpu, Accountant

2nd Qtr Report  
 Date Prepared: 07/14/2011

Category	2010 Actual <sup>1</sup>	2011 Adopted <sup>2</sup>	2011 Revised	2011 Estimated	Estimated-Adopted Change	Explanation of Change
<b>Beginning Fund Balance</b>	<b>\$ 10,202,317</b>	<b>4,025,340</b>	<b>5,142,405</b>	<b>5,142,405</b>	<b>1,117,065</b>	
<b>Revenues</b>						
Permit Fee Revenue	11,654,226	15,704,471	15,704,471	13,637,388	(2,067,083)	Revenue shortfall is due to general economic condition. 2nd Qtr. Omnibus revenue budget adjustment(fund balance decrease).
Other Revenue	1,242,476	1,018,530	846,615	846,615	(171,915)	
Investment Interest	272,015	200,000	200,000	175,000	(25,000)	Decreased available cash, decrease in interest percentage.
Operating Contingency						
GF Transfers	1,761,389	1,668,363	1,668,363	1,668,363		
<b>Total Revenues</b>	<b>14,930,106</b>	<b>18,591,364</b>	<b>18,419,449</b>	<b>16,327,366</b>	<b>(2,263,998)</b>	
<b>Expenditures</b>						
Salaries and Benefits	(14,658,144)	(14,397,345)	(14,327,844)	(14,327,844)	69,501	This adjustment is from 2qtr Omnibus budget transfer to XCGIS.
Supplies and Contracts	(671,777)	(900,692)	(900,692)	(437,194)	463,498	Expenditures monitored for potential savings.
Intragovernmental Services	(3,246,458)	(3,045,507)	(3,115,008)	(2,902,794)	142,713	Vehicle cost saving due to RIF; 2nd qtr Omnibus change in expenditure category.
Capital and Other	(1,413,639)	(906,226)	(906,226)	(906,226)		
<b>Total Expenditures</b>	<b>(19,990,018)</b>	<b>(19,249,770)</b>	<b>(19,249,770)</b>	<b>(18,574,058)</b>	<b>675,712</b>	
<b>Estimated Underexpenditures</b>		<b>192,498</b>	<b>192,498</b>			
<b>Other Fund Transactions</b>						
<b>Total Other Fund Transactions</b>						
<b>Ending Fund Balance</b>	<b>5,142,405</b>	<b>3,559,432</b>	<b>4,504,581</b>	<b>2,895,713</b>	<b>(663,719)</b>	
<b>Designations and Reserves</b>						
Reserve for Staff Reduction	(500,000)	(500,000)	(900,000)	(900,000)	(400,000)	
Reserve for Revenue Shortfall		(700,000)	(1,000,000)		700,000	
Reserve for Technology Replacements	(2,000,000)	(1,000,000)	(1,000,000)	(1,000,000)		
Reserve for Waivers & Unanticipated C	(1,000,000)	(500,000)	(500,000)	(500,000)		
Reserve for Fee Stabilization						
<b>Total Designations and Reserves</b>	<b>(3,500,000)</b>	<b>(2,700,000)</b>	<b>(3,400,000)</b>	<b>(2,400,000)</b>	<b>300,000</b>	
<b>Ending Undesignated Fund Balance</b>	<b>1,642,405</b>	<b>859,432</b>	<b>1,104,581</b>	<b>495,713</b>	<b>(363,719)</b>	
<b>Target Fund Balance <sup>3</sup></b>	<b>519,740</b>	<b>500,494</b>	<b>500,494</b>	<b>482,926</b>		

Financial Plan Notes:

<sup>1</sup> Actuals are taken from ARMS 14th Month or 2010 CAFR.

<sup>2</sup> Adopted is taken from 2011 Adopted Budget Book or Essbase Budget System.

<sup>3</sup> Target Fund Balance at 0.026 rate of total estimated expenditure.

**FISCAL NOTE**

Ordinance/Motion No. 2011 2nd Omnibus Supplemental Ordinance  
 Title: 2011 Grant Fund Carryover  
 Affected Agency and/or Agencies: Miscellaneous Grants Fund Agencies  
 Note Prepared By: John Baker  
 Note Reviewed By: Tyler Running Deer

Impact of the above legislation on the fiscal affairs of King County is estimated to be: \$0

**Revenue to:**

Fund/Agency	Fund Code	Revenue Source	Current Year <sup>1</sup>	1st Year	2nd Year	3rd Year
			<u>2011</u>	<u>2012</u>	<u>2013</u>	<u>2014</u>
<b>TOTAL</b>			\$0	\$0	\$0	\$0

**Expenditures from:**

Fund/Agency	Fund Code	Department	Current Year <sup>1</sup>	1st Year	2nd Year	3rd Year
			<u>2011</u>	<u>2012</u>	<u>2013</u>	<u>2014</u>
	2140	Multiple	\$20,786,846			
<b>TOTAL</b>			\$20,786,846	\$0	\$0	\$0

**Expenditures by Categories**

Fund/Agency	Fund Code	Department	Current Year <sup>1</sup>	1st Year	2nd Year	3rd Year
			<u>2011</u>	<u>2012</u>	<u>2013</u>	<u>2014</u>
<b>TOTAL</b>			\$0	\$0	\$0	\$0

**Footnotes:**

<sup>1</sup> Appropriation authority for individual grants is established at the time of grant execution. To execute multi-year grants and grants that cross over the County's fiscal year, any remaining balance at year's end is carried over. There is no out-year component.

**FISCAL NOTE**

Ordinance/Motion No. 2011 2nd Omnibus Supplemental Ordinance Title: Federal Housing and Community Development Fund supplemental appropriation. Affected Agency and/or Agencies: DCHS/CSD/Federal Housing Community Development Fund Note Prepared By: Florence Nabagenyi Note Reviewed By: Dick Woo
---

Impact of the above legislation on the fiscal affairs of King County is estimated to be: \$0

**Revenue to:**

Fund/Agency	Fund Code	Revenue Source	Current Year <sup>1</sup> 2011	1st Year <sup>2</sup> 2012	2nd Year <sup>2</sup> 2013	3rd Year <sup>2</sup> 2014
Federal Housing Community Development	000002460	Federal	22,161,438	0	0	0
<b>TOTAL</b>			<b>\$22,161,438</b>	<b>\$0</b>	<b>\$0</b>	<b>\$0</b>

**Expenditures from:**

Fund/Agency	Fund Code	Department	Current Year <sup>1</sup> 2011	1st Year <sup>3</sup> 2012	2nd Year <sup>3</sup> 2013	3rd Year <sup>3</sup> 2014
Federal Housing Community Development	000002460	Federal	22,161,438	0	0	0
<b>TOTAL</b>			<b>\$22,161,438</b>	<b>\$0</b>	<b>\$0</b>	<b>\$0</b>

**Expenditures by Categories**

	Fund Code	Department	Current Year <sup>1</sup> 2011	1st Year <sup>4</sup> 2012	2nd Year <sup>4</sup> 2013	3rd Year <sup>4</sup> 2014
Community Development Block Grant (CDBG)	000002460	0350	5,855,853	0	0	0
HOME	000002460	0350	5,667,789	0	0	0
Other Housing & Community Development Projects Ex	000002460	0350	10,637,796	0	0	0
<b>TOTAL</b>			<b>\$22,161,438</b>	<b>\$0</b>	<b>\$0</b>	<b>\$0</b>

**Footnotes:**

- <sup>1</sup> Revenue is in King County's letter of credit at HUD and is based on annual agreements to incorporate each year's allocation for HUD programs.
- <sup>2</sup> The carry forward revenues are based on the actual balances yet to be drawn down for each project. No out year estimate is made because amounts vary by as much as \$2 to \$3 million annually.
- <sup>3</sup> Expenditure authority supports completion of projects initiated but not completed by the end of 2010.
- <sup>4</sup> Expenditure is based on the actual amounts available to expend in each budgeted project. Elapsed time to complete varies significantly, so no outyear estimate is made.

Non-GF Financial Plan

Fund Name: FHCD  
 Fund Number: 000002460  
 Prepared by: Florence Nabagenyi

Date Prepared: 06/25/2011

Category	2010 Actual <sup>1</sup>	2011 Adopted <sup>2</sup>	2011 Revised	2011 Estimated <sup>3</sup>	Estimated-Adopted Change	Explanation of Change
<b>Beginning Fund Balance</b>	885,586	772,417	1,082,714	1,082,714	310,297	
<b>Revenues</b>						
*Community Development Block Grant (HUD-CDBG)	6,392,699	6,893,139	6,893,139	6,893,139	-	
*HOME (HUD)	4,005,876	4,486,441	4,486,441	4,486,441	-	
*Emergency Shelter Grant (HUD-ESG)	192,231	200,000	200,000	200,000	-	
*Shelter Plus Care Grant (HUD-SPC)	5,592,393	5,600,000	5,600,000	5,600,000	-	
*McKinney Homeless Assistance Grant (HUD)	1,107,853	1,055,000	1,055,000	1,055,000	-	
*State Transitional & Homeless (State THOR)	1,428,381	1,100,000	1,100,000	1,100,000	-	
*ARRA	1,982,672	-	-	-	-	
*Neighborhood Initiative Project - YWCA	490,000	-	-	-	-	
*Rural Housing Service HOME Repair Loans	0	4,439	4,439	4,439	-	
*Miscellaneous Revenue/Equity adjustment	85,746	35,000	35,000	35,000	-	
*Small Business Loan Program (Subfund 2461)	3,681	-	-	-	-	
*Subfund 2462 Greenbridge (Subfund 2462)	914,638	-	-	-	-	
*Neighborhood Stabilization Program (Subfund 2463)	2,568,004	1,600,000	-	-	-	
*2010 Carryover Revenue	-	-	-	22,161,438	22,161,438	2010 Project carryover balances
<b>Total Revenues</b>	<b>24,764,174</b>	<b>28,974,019</b>	<b>19,374,019</b>	<b>41,535,457</b>	<b>22,161,438</b>	
<b>Expenditures</b>						
* Community Development Block Grant Projects Exp	(6,392,699)	(6,693,366)	(6,693,366)	(6,693,366)	-	
* HOME Projects Expenditures	(4,005,875)	(4,489,988)	(4,489,988)	(4,489,988)	-	
* Other Housing & Community Development Projects Exp	(10,877,529)	(9,685,617)	(8,085,617)	(8,085,617)	-	
*Greenbridge Debt Service (Subfund 2462&2461)	(871,916)	-	-	-	-	
* 2010 Carryover of Project Balances	(2,419,027)	-	-	(22,161,438)	(22,161,438)	2010 Project Carryover balance
<b>Total Expenditures</b>	<b>(24,567,046)</b>	<b>(20,868,971)</b>	<b>(19,268,971)</b>	<b>(41,430,409)</b>	<b>(22,161,438)</b>	
<b>Estimated Underexpenditures<sup>4</sup></b>						
<b>Other Fund Transactions</b>						
<b>Total Other Fund Transactions</b>						
<b>Ending Fund Balance</b>	<b>1,082,714</b>	<b>877,465</b>	<b>1,187,762</b>	<b>1,187,762</b>		
<b>Designations and Reserves</b>						
* Committed Projects <sup>5</sup>	-	-	-	(22,161,438)		
* Revenues associated with HUD letter of credit <sup>6</sup>	-	-	-	22,161,438		
<b>Total Designations and Reserves</b>						
<b>Ending Undesignated Fund Balance<sup>7</sup></b>	<b>1,082,714</b>	<b>877,465</b>	<b>1,187,762</b>	<b>1,187,762</b>		
<b>Target Fund Balance<sup>8</sup></b>						

Financial Plan Notes:

<sup>1</sup> Actuals are taken from 2010 CAFR.

<sup>2</sup> Adopted is taken from 2011 Adopted Budget Book.

<sup>3</sup> 2011 Estimated is based on the 2011 revenue in HUD's Letter of Credit and WA State Awards.

<sup>4</sup> There is no estimated Underexpenditure required of this fund.

<sup>5</sup> Value of committed projects which were not completed by the end of 2010.

<sup>6</sup> Revenue balances in HUD letter of credit to be drawn down as committed projects expend in 2011.

<sup>7</sup> The ending Undesignated Fund Balance includes fund balances from Fund 2460, Subfund 2461, Subfund 2462 and Subfund 2463.

<sup>8</sup> There is no target fund balance for Fund 2460.

**FISCAL NOTE**

Ordinance/Motion No.	2011 2nd Omnibus Supplemental Ordinance
Title:	Energy Efficiency & Conservation Block Grant (EECBG) Fund Redistribution
Affected Agency and/or Agencies:	DNRP - Solid Waste Division, DES - Facilities Mgmt Division, and DDES
Note Prepared By:	Jennifer Lehman, Budget Analyst, PSB
Note Reviewed By:	David Morrison, Grants Administrator, DOT

Impact of the above legislation on the fiscal affairs of King County is estimated to be:

\$0

**Revenue to:**

Fund/Agency	Revenue Source	Current Year <sup>1</sup> 2011	1st Year 2012	2nd Year 2013	3rd Year 2014
Solid Waste Division	EECBG Federal Grant	86,707			
Facilities Management Division <sup>2</sup>	EECBG Federal Grant	115,208			
Department of Development & Env Svcs	EECBG Federal Grant	(171,915)			
<b>TOTAL</b>	<b>TOTAL</b>	<b>\$30,000</b>	<b>\$0</b>	<b>\$0</b>	<b>\$0</b>

**Expenditures from:**

Fund/Agency	Department	Current Year <sup>1</sup> 2011	1st Year 2012	2nd Year 2013	3rd Year 2014
Solid Waste Division	0720	86,707			
Facilities Management Division CIP <sup>3</sup>	0337	115,208			
Department of Development & Env Svcs	0325	(171,915)			
<b>TOTAL</b>		<b>\$30,000</b>	<b>\$0</b>	<b>\$0</b>	<b>\$0</b>

**Expenditures by Categories**

	Department	Current Year <sup>1</sup> 2011	1st Year 2012	2nd Year 2013	3rd Year 2014
DNRP Green Schools	0720	41,707			
Greenhouse Gas Inventory Project <sup>2</sup>	0720	45,000			
FMD MRJC Heat Wheels (Phase II) <sup>3</sup>	0337	115,208			
DDES Energy Efficiency and Sustainability	0325	(162,280)			
DDES Hybrid Vehicle Upgrade	0325	(9,635)			
<b>TOTAL</b>		<b>\$30,000</b>	<b>\$0</b>	<b>\$0</b>	<b>\$0</b>

**Footnotes:**

<sup>1</sup> Grant redistribution within the Department of Transportation Director's Office and the Metro Transit Division are not included in this supplemental. The Department of Transportation Director's Office is releasing \$150,000 of EECBG funds for grant administration that was anticipated to be spent in 2012, and not budgeted in the 2011 budget. The Metro Transit Division will receive \$90,000 for lighting replacement, but will absorb it within existing budget authority.

<sup>2</sup> This project, in total, is receiving \$75,000. Of the \$75,000, \$35,000 is going to the Metro Transit Division. The Metro Transit Division will absorb it within existing budget authority.

<sup>3</sup> This project is within the FMD capital program - fund 3421. Project information is included with other capital improvement program (CIP) projects.

Projects Releasing Funding	Amount	Projects Receiving Funding	Amount
DDES Energy Efficiency and Sustainability	\$162,280	FMD MRJC Heat Wheels Phase II	\$115,208
DOT Grant Administration	\$150,000	Transit Lighting Replacement	\$90,000
DDES Hybrid Vehicle Upgrade	\$9,635	DNRP Green Schools	\$41,707
		DNRP GHG Inventory Project	\$40,000
		DOT GHG Inventory Project	\$35,000
<b>TOTAL Released</b>	<b>\$321,915</b>	<b>TOTAL Receiving</b>	<b>\$321,915</b>

**Non-CX Financial Plan**

Fund Name: Solid Waste Division  
 Fund Number: 000004040  
 Prepared by: Lisa Youngren / Jennifer Lehman

Date Prepared: July 1, 2011

Category	2010 Actual <sup>1</sup>	2011 Adopted	2011 Revised	2011 Estimated <sup>2</sup>	Estimated-Adopted Change	Explanation of Change
<b>Beginning Fund Balance</b>	<b>19,440,013</b>	<b>9,704,256</b>	<b>15,686,452</b>	<b>15,686,452</b>	<b>5,982,196</b>	
<b>Revenues</b>						
Net Disposal Fees	79,776,240	78,387,000	78,387,000	78,387,000	-	
Moderate Risk Waste (MRW)	2,551,138	3,211,288	3,211,288	3,211,288	-	
Recycling Revenues (excluding MRW)	467,243	335,000	335,000	335,000	-	
Grants	589,846	495,000	495,000	581,707	86,707	This is EECEBG redistribution.
Interest Earnings	157,141	61,741	61,741	61,741	-	
Landfill Gas to Energy	31,559	884,000	884,000	884,000	-	
Other Revenues <sup>3</sup>	1,057,210	187,148	187,148	187,148	-	
DNRP Administration (0381)	5,628,485	6,329,393	6,358,298	6,358,298	28,905	
<b>Total Revenues</b>	<b>90,258,861</b>	<b>89,890,570</b>	<b>89,919,475</b>	<b>90,006,182</b>	<b>115,612</b>	
<b>Expenditures</b>						
SWD Operating Expenditures	(65,062,555)	(68,681,110)	(68,681,110)	(68,384,345)	296,765	This is 1st omnibus - central rate corrections.
Landfill Reserve Fund Transfer	(4,029,909)	(4,884,000)	(4,884,000)	(4,884,000)	-	
CERP Fund Transfer	(3,020,024)	(3,100,000)	(3,100,000)	(3,100,000)	-	
Debt Service - Existing LTGO Debt	(5,923,466)	(4,356,187)	(4,356,187)	(4,356,187)	-	
Debt Service - BAN Payments Anticipated	-	(240,000)	(240,000)	(223,435)	16,565	
Construction Fund Transfer	(2,000,000)	(1,000,000)	(1,000,000)	(1,000,000)	-	
Rent, Cedar Hills Landfill	(8,358,372)	(8,609,117)	(8,609,117)	(8,609,117)	-	
SWD Encumbrances (0720)	-	-	(1,893,818)	(1,893,818)	(1,893,818)	
2nd Omnibus Ordinance - SWD	-	-	-	(86,707)	(86,707)	This is EECEBG redistribution.
DNRP Administration (0381)	(5,599,535)	(6,329,393)	(6,349,393)	(6,349,393)	(20,000)	This is 1st omnibus - King County Economic Enterprise Corp.
DNRP Admnin Encumbrances (0381)	-	-	(8,905)	(8,905)	(8,905)	
<b>Total Expenditures</b>	<b>(93,993,861)</b>	<b>(97,199,807)</b>	<b>(99,122,530)</b>	<b>(98,895,907)</b>	<b>(1,696,100)</b>	
<b>Estimated Underexpenditures<sup>4</sup></b>		<b>1,949,245</b>	<b>1,949,245</b>			
<b>Other Fund Transactions</b>						
Adjustment by Finance	(18,561)	-	-	-	-	
<b>Total Other Fund Transactions</b>	<b>(18,561)</b>					
<b>Ending Fund Balance</b>	<b>15,686,452</b>	<b>4,344,264</b>	<b>8,432,642</b>	<b>6,796,727</b>	<b>2,452,463</b>	
<b>Designations and Reserves</b>						
DNRP Admnin Encumbrance Carryovers (0381)	(8,905)	-	-	-	-	
SWD Encumbrance Carryovers (0720)	(1,893,818)	-	-	-	-	
<b>Total Designations and Reserves</b>	<b>(1,902,723)</b>					
<b>Ending Undesignated Fund Balance</b>	<b>13,783,729</b>	<b>4,344,264</b>	<b>8,432,642</b>	<b>6,796,727</b>	<b>2,452,463</b>	
<b>Target Fund Balance<sup>5</sup></b>	<b>8,132,819</b>	<b>8,585,139</b>	<b>8,585,139</b>	<b>8,548,043</b>	<b>(37,096)</b>	

**Financial Plan Notes:**

- <sup>1</sup> Actuals are taken from ARMS 14th Month.
- <sup>2</sup> 2011 Estimated is based on current estimates.
- <sup>3</sup> Other revenue is comprised of intra-county contributions and other miscellaneous revenues.
- <sup>4</sup> Assumed under-expenditures equal 3% of the Solid Waste Division's operating expenditures excluding grant-funded expenditures.
- <sup>5</sup> The target fund balance is based on a 45-day cash reserve policy (SWD operating expenditures x 45/360).

**FISCAL NOTE**

Ordinance/Motion	2011 2nd Omnibus Supplemental Ordinance
Title:	DDES position transfer to KCGISD - 2nd Supplemental Budget Ordinance
Affected Agency and/or Agencies:	GIS and Department of Development and Environmental Services
Note Prepared By:	Yiling Wong
Note Reviewed By:	Helene Ellickson

Impact of the above legislation on the fiscal affairs of King County is estimated to be: \$0

**Revenue:**

Fund/Agency	Fund Code	Revenue Source	2011	2012	2013	2014
Geographic Information Systems	5481	DDES	69,501	173,058	176,519	180,050
TOTAL			69,501	173,058	176,519	180,050

**Expenditures:**

Fund/Agency	Fund Code	Department Code	2011	2012	2013	2014
Geographic Information Systems	5481	3180	69,501	146,200	149,124	152,106
TOTAL			69,501	146,200	149,124	152,106

**Expenditures by Category**

	2011	2012	2013	2014
Salaries & Benefits	69,501	146,200	149,124	152,106
Supplies and Services	0	0	0	0
Capital Outlay	0	0	0	0
Other	0	0	0	0
TOTAL	69,501	146,200	149,124	152,106

GIS staff position moves from DDES budget to KCGIS budget. Different in revenue v. expenditure is to cover GIS overhead and administrative cost allocation to DDES. Outyear assumptions: 2012 reflect a full year of labor costs, 2013-2014 adjusted for 2 percent inflation.

## FISCAL NOTE

Ordinance/Motion      2011 2nd Omnibus Supplemental Ordinance  
 Title: ESRI Enterprise GIS License Agreement - 2nd Supplemental Budget Ordinance  
 Affected Agency and/or Agencies: GIS  
 Note Prepared By:      Yiling Wong  
 Note Reviewed By:      Helene Ellickson

Impact of the above legislation on the fiscal affairs of King County is estimated to be: \$0

**Revenue:**

Fund/Agency	Fund Code	Revenue Source	2011	2012	2013	2014
Geographic Information Systems	5481	Assessments	20,000		0	0
GIS Client Agencies	Various	GIS Rate Model		171,144	171,144	171,144
<b>TOTAL</b>			<b>20,000</b>	<b>171,144</b>	<b>171,144</b>	<b>171,144</b>

**Expenditures:**

Fund/Agency	Fund Code	Department Code	2011	2012	2013	2014
Geographic Information Systems	5481	3180	146,136	171,144	171,144	171,144
<b>TOTAL</b>			<b>146,136</b>	<b>171,144</b>	<b>171,144</b>	<b>171,144</b>

**Expenditures by Category**

	2011	2012	2013	2014
Salaries & Benefits	0	0	0	0
Supplies and Services	146,136	171,144	171,144	171,144
Capital Outlay	0	0	0	0
Other	0	0	0	0
<b>TOTAL</b>	<b>146,136</b>	<b>171,144</b>	<b>171,144</b>	<b>171,144</b>

The anticipated start date of the ESRI enterprise license agreement (ELA) is July 1, 2011 for \$273,750 (with tax). The total additional 2011 cost is \$146,136, 2012: \$171,144. The additional 2011 payment will be made from three sources: 1) \$20,000 will be paid by Department of Assessments to provide access to server software they need to acquire in 2011; 2) \$34,984 will be paid from GIS undesignated fund balance; and 3) \$91,152 will be paid from the KCGIS Center Rate Stabilization reserve, which will be replenished over the next three years by adding one-third of the amount to the KCGIS O&M Funding model for each of the next three years. The current combined invoices total of county agencies paying for ESRI GIS software is \$218,766, which currently does not allow for leveraging of software usage via a centralized management by GIS and related cost savings.



**Non-GF Financial Plan**

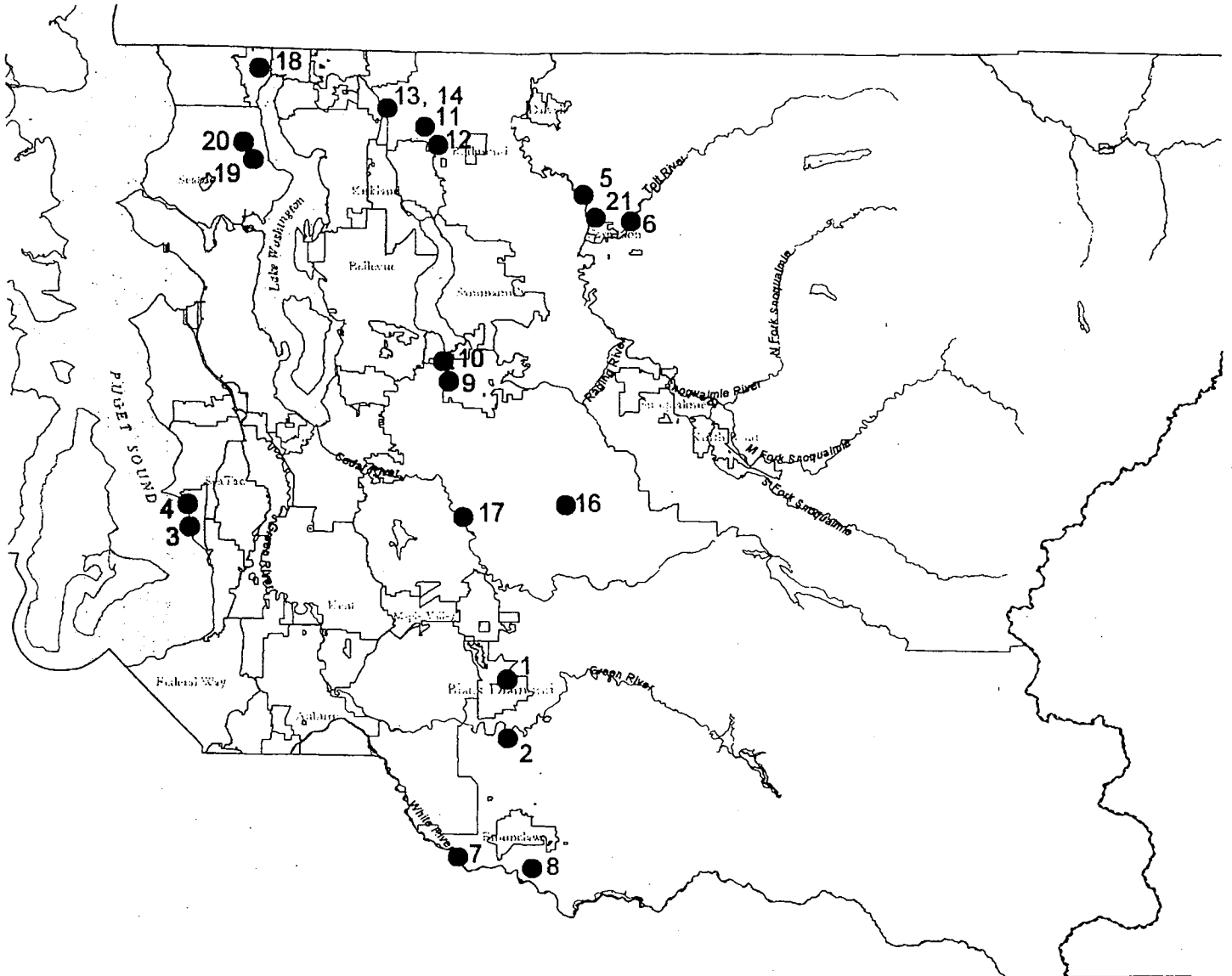
Fund Name: Geographic Information Systems  
 Fund Number: 5481  
 Prepared by: Greg Babinski

2nd Omnibus  
 Date Prepared: 6/13/2011

Category	2010 Actual <sup>1</sup>	2011 Adopted <sup>2</sup>	2011 Revised	2011 Estimated	Estimated-Adopted Change	Explanation of Change
<b>Beginning Fund Balance</b>	1,258,032	1,396,415	1,136,788	1,136,788	(259,627)	
<b>Revenues</b>						
* Central Rates Charged to Other Funds & Agencies	4,095,716	4,524,053	4,524,053	4,520,468	(3,585)	
* Rates to External Agencies for TRE Reserve	12,180	12,800	12,800	7,040	(5,760)	
* Grants	37,063	56,250	151,250	151,250	95,000	Increased USFS grant revenue.
* New Revenue from DDES for GIS Staff Services				69,501	69,501	Revenue is from DDES.
* New revenue from Assessments				20,000	20,000	Revenue is from KCA.
<b>Total Revenues</b>	<b>4,144,959</b>	<b>4,593,103</b>	<b>4,688,103</b>	<b>4,768,259</b>	<b>175,156</b>	
<b>Expenditures</b>						
* GIS Center Operating Costs & Overhead	(4,269,203)	(4,547,167)	(4,547,167)	(4,477,573)	69,594	
* Training Room Equip Replacement		(25,075)	(25,075)	(25,075)	-	
* 1st Omnibus				(95,000)	(95,000)	Increased consultant costs.
* New Staff Costs				(69,501)	(69,501)	
* New 2011 ESRI ELA Costs				(146,136)	(146,136)	
<b>Total Expenditures</b>	<b>(4,269,203)</b>	<b>(4,572,242)</b>	<b>(4,572,242)</b>	<b>(4,813,285)</b>	<b>(241,043)</b>	
<b>Estimated Underexpenditures <sup>3</sup></b>		11,431	11,668	11,668	238	
<b>Other Fund Transactions</b>						
* Allocation from Data Center Move Reserve <sup>4</sup>	3,000	6,000	6,000	6,000	-	
* Allocation for training fund from TRE Reserve <sup>5</sup>		10,000	10,000	10,000	-	
<b>Total Other Fund Transactions</b>	3,000	16,000	16,000	16,000	-	
<b>Ending Fund Balance</b>	1,136,788	1,444,707	1,280,317	1,119,430	(325,277)	
<b>Designations and Reserves</b>						
* GIS Equipment Reserve <sup>6</sup>	(71,845)	(90,074)	(90,074)	(83,220)	6,854	
* Training Room Equipment Reserve <sup>7</sup>	(46,014)	(23,621)	(23,621)	(22,464)	1,157	
* Prepaid Client Services <sup>8</sup>	(114,399)	(64,143)	(64,143)	(80,066)	(15,923)	
* Imagery Fund Reserve <sup>9</sup>	(230,270)	(150,520)	(175,520)	(327,118)	(176,598)	
* Data Center Move Reserve <sup>4</sup>	(47,000)	(41,000)	(41,000)	(41,000)	-	
* Rate Stabilization Reserve <sup>10</sup>	(250,000)	(350,000)	(350,000)	(258,848)	91,152	
<b>Total Designations and Reserves</b>	<b>(759,528)</b>	<b>(719,358)</b>	<b>(744,358)</b>	<b>(812,716)</b>	<b>(93,358)</b>	
<b>Ending Undesignated Fund Balance <sup>11</sup></b>	<b>377,260</b>	<b>725,349</b>	<b>535,959</b>	<b>306,714</b>	<b>(418,635)</b>	
<b>Target Fund Balance <sup>12</sup></b>	<b>426,920</b>	<b>454,717</b>	<b>454,717</b>	<b>447,757</b>	<b>(6,959)</b>	

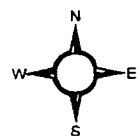
Financial Plan Notes:

- <sup>1</sup> Actuals are taken from ARMS 14th Month or 2010 CAFR.
- <sup>2</sup> 2011 Adopted is taken from 2011 Adopted Budget Book.
- <sup>3</sup> Underexpenditure target based on 0.25% of Total Expenditures in 2010-2013.
- <sup>4</sup> Utilization of Data Center Move Reserve based on \$3000 in 2010 and \$6,000 in subsequent years.
- <sup>5</sup> New training fund provides GIS training credits to county agencies.
- <sup>6</sup> Equipment Reserve established to fund replacement of core GIS data servers to ensure effective on-going operation. Target reserve is 100-150% of annual five-year average. GIS equipment replacement cost (\$59,330).
- <sup>7</sup> KSC training room rental revenue is held for DOT & DNRP as a training room equipment (TRE) replacement reserve.
- <sup>8</sup> Represents balance of prepaid client services revenue received, minus work completed on account. New annual \$15K Training fund will be held and disbursed from this reserve.
- <sup>9</sup> Imagery fund reserve fluctuates based on best imagery acquisition commercial terms.
- <sup>10</sup> Rate stabilization reserve target is 10% of client services & matrix labor budgets, plus \$75K allocated in 2010 for long-term rate reduction allocation.
- <sup>11</sup> 2011 estimated reserves and designations are based on KCGIS Center financial calculations.
- <sup>12</sup> KCGIS Center target Fund Balance is 10% minimum, 15% maximum of budgeted expenditures (minimum shown here).



**Fund 3151 Conservation Futures  
2nd Quarter 2011 CIP Supplemental Request**

KEY	NUMBER	DESCRIPTION
1	315791	BLK - Jones Lake
2	315192	Newaukum/Green Confluence
3	315760	NOR - Walker Area Preserve
4	315787	NOR - Beaconsfield
5	315214	Chinook Bend Natural Area Addition
6	315176	Tolt River Natural Area
7	315208	White River PSE Corridor
8	315211	White River Pinnacle Peak
9	315209	Cougar-Squak Corridor Add
10	315218	Cougar Mountain Park-Precipice
11	315200	Cottage Lake Creek
12	315140	Cottage Lake/Bear Creek
13	315206	Sammamish Valley Farmland
14	315195	Sammamish Valley - Zante
15	315213	Farmers Market (Countywide)
16	315174	Taylor Mountain Forest Inholdings
17	315202	Lower Cedar River Conservation
18	315785	LFP - 40th Place Green
19	315449	Lake City Urban Village
20	315404	Thorton Creek Natural Area
21	315159	Carnation Farmland
22	315600	TDR Urban Partnerships (Countywide)



Map Not To Scale

**FISCAL NOTE**

Ordinance/Motion	2011 2nd Omnibus Supplemental Ordinance
Title:	WLR Q2 2011
Affected Agency and/or Agencies:	Water and Land Resources Division, Department of Natural Resources and Parks
Note Prepared By:	Gary Imanishi
Note Reviewed By:	Tesia Forbes

Impact of the above legislation on the fiscal affairs of King County is estimated to be:

**Revenue:**

Fund/Agency	Fund Code	Revenue Source	2011	2012	2013	2014
Conservation Futures	3151	31117 CFT/30800 Fund Balance	0			
<b>TOTAL</b>			<b>0</b>	<b>0</b>	<b>0</b>	<b>0</b>

**Expenditures:**

Fund/Agency	Fund Code	Department Code	2011	2012	2013	2014
Conservation Futures <sup>1</sup>	3151	0349	0			
<b>TOTAL</b>			<b>0</b>	<b>0</b>	<b>0</b>	<b>0</b>

**Expenditures by Category**

	2010	2011	2012	2013
Salaries & Benefits				
Supplies and Services				
Capital Outlay	0	0	0	0
Debt Service				
Acquisition				
<b>TOTAL</b>	<b>0</b>	<b>0</b>	<b>0</b>	<b>0</b>

**Notes**

<sup>1</sup> Fund 3151: Conservation Futures Citizens Committee's 2011 Annual Reallocation Recommendations

Amount	Project Number	Project Name	Change Item
\$ 486,209	315140	Cottage Lake/Bear Creek	S201
\$ (200,000)	315159	Carnation Farmland	S202
\$ (127,189)	315174	Taylor Mtn Forest Inholdings	S203
\$ 18,810	315176	Tolt River Natural Area	S204
\$ 175,000	315192	Newaukum / Green Confluence	S205
\$ (92,348)	315195	Sammamish Valley - Zante	S206
\$ (486,209)	315200	Cottage Lake Creek	S207
\$ 257,189	315202	Lower Cedar River Conservation	S208
\$ (100,000)	315206	Sammamish Valley Farm	S209
\$ (245,000)	315208	White River PSE Corridor	S210
\$ (375,000)	315209	Cougar-Squak Corridor	S211
\$ 245,000	315211	White River Pinnacle Peak	S212
\$ 192,348	315213	Farmers Market	S213
\$ (18,810)	315214	Chinook Bend Natural Area Add	S214
\$ 375,000	315219	Cougar Mtn Park-Precipice	S215
\$ 30,000	315404	Thorton Creek Natural Area	S216
\$ 30,000	315449	Lake City Urban Village	S217
\$ 135,000	315600	TDR Partnership	S218
\$ (563,000)	315760	NOR - Walker Preserve	S219
\$ (125,000)	315785	LFP - 40th Place Green	S220
\$ 563,000	315787	NOR - Beaconsfield	S221
\$ (175,000)	315791	BLK - Jones Lake	S222
\$ -		Net Zero Impact	

**FISCAL NOTE**

Ordinance/Motion	2nd Omnibus Supplemental Ordinance 2011
Title:	Q2 Omnibus
Affected Agency and/or Agencies:	DNRP - Parks
Note Prepared By:	Monica Clarke
Note Reviewed By:	Sid Bender

Impact of the above legislation on the fiscal affairs of King County is estimated to be:

**Revenue:**

Fund/Agency/Projects	Fund Code	Revenue Source	2011	2012	2013	2014
Park, Rec and Open Space	3160					
<b>Projects:</b>						
Backcountry Trails - Duthie Hill Park Trail Development Phase II		YAF State Grant	150,000			
<b>TOTAL</b>			<b>150,000</b>	<b>0</b>	<b>0</b>	<b>0</b>

**Expenditures:**

Fund/Agency	Fund Code	Department Code	2011	2012	2013	2014
Park, Rec and Open Space <sup>1</sup>	3160	0346	150,000			
<b>TOTAL</b>			<b>150,000</b>	<b>0</b>	<b>0</b>	<b>0</b>

**Expenditures by Category**

	2011	2012	2013	2014
Salaries & Benefits				
Supplies and Services				
Capital Outlay	150,000			
<b>TOTAL</b>	<b>150,000</b>	<b>0</b>	<b>0</b>	<b>0</b>

<sup>1</sup>King County Parks is seeking appropriation authority for a \$150,000 state YAF (Youth Athletic Facility) grant to support Phase II trail development at the Duthie Hill Mountain Bike Park. Parks is partnering with EMBA (Evergreen Mountain Bike Alliance), the state's leading mountain bike advocacy group, to design and construct the course. EMBA will provide 4,000 hours of volunteer labor and in-kind services, as well as helping maintain the facility in the long term.

**FISCAL NOTE**

Ordinance/Motion No. 2011 2nd Omnibus Supplemental Ordinance  
 Title: Housing Opportunity Fund supplemental appropriation  
 Affected Agency and/or Agencies: DCHS/CSD/Housing Opportunity Fund  
 Note Prepared By: Robinson Onuigbo  
 Note Reviewed By: Tesia Forbes

Impact of the above legislation on the fiscal affairs of King County is estimated to be: \$0

**Revenue to:**

Fund/Agency	Fund Code	Revenue Source	Current Year 2011	1st Year 2012	2nd Year 2013	3rd Year 2014
Housing Opportunity Fund	000003220	39780- Contribution General Fund	123,095	0	0	0
<b>TOTAL</b>			<b>123,095</b>	<b>\$0</b>	<b>\$0</b>	<b>\$0</b>

**Expenditures from:**

Fund/Agency	Fund Code	Project	Current Year 2011	1st Year 2012	2nd Year 2013	3rd Year 2014
Housing Opportunity Fund <sup>1</sup>	000003220	333900	123,095	0	0	0
<b>TOTAL</b>			<b>123,095</b>	<b>\$0</b>	<b>\$0</b>	<b>\$0</b>

**Expenditures by Categories**

	Fund Code	Project	Current Year 2011	1st Year 2012	2nd Year 2013	3rd Year 2014
Housing Opportunity Fund - Capital	3220	333900	123,095			
<b>TOTAL</b>			<b>\$123,095</b>	<b>\$0</b>	<b>\$0</b>	<b>\$0</b>

**Footnotes:**

<sup>1</sup>King County Parks is seeking appropriation authority for a \$150,000 state YAF (Youth Athletic Facility) grant to support Phase II trail development at the Duthie Hill Mountain Bike Park. Parks is partnering with EMBA (Evergreen Mountain Bike Alliance), the state's leading mountain bike advocacy group, to design and construct the course. EMBA will provide 4,000 hours of volunteer labor and in-kind services, as well as helping maintain the facility in the long term.

**FISCAL NOTE**

Ordinance/Motion	2011 2nd Omnibus Supplemental Ordinance
Title:	
Affected Agency and/or Agencies: Water and Land Resources Division	
Note Prepared By: Gary Imanishi, Water and Land Resources Division	
Note Reviewed By: Jennifer Lehman, Budget Analyst, PSB	

Impact of the above legislation on the fiscal affairs of King County is estimated to be:

**Revenue:**

Fund/Agency	Fund Code	Revenue Source	2011	2012	2013	2014
SWM CIP Nonbond / WLRD	3292	39796	\$ 354,545			
TOTAL			\$ 354,545	0	0	0

**Expenditures:**

Fund/Agency	Fund Code	Department Code	2011	2012	2013	2014
SWM CIP Nonbond / WLRD	3292	0745	\$ 354,545			
TOTAL			\$ 354,545	0	0	0

**Expenditures by Category:**

	2011	2012	2013	2014
Salaries & Benefits	0			
Supplies and Services	0			
Capital Outlay	\$ 354,545	0	0	0
Debt Service	0			
Acquisition	0			
<b>TOTAL</b>	<b>\$ 354,545</b>	<b>0</b>	<b>0</b>	<b>0</b>

**Notes**

\$	34,545	P20900 Emergency and Opportunity Program/ P2091F - Fairwood 4 Sinkhole
\$	40,000	P20900 Emergency and Opportunity Program/ P209D1 - Holmes Point Sinkhole @ NE 62nd
\$	80,000	P20022 Horseshoe Lake - 2011 Emergency Pumping
\$	200,000	P20054 Tate Creek Emergency (Sediment Removal at N Fork Rd)
<b>\$</b>	<b>354,545</b>	<b>P20000 Public Safety and Protection Master Project</b>

FISCAL NOTE

Ordinance/Motion No.	2nd Omnibus Supplemental Ordinance 2011
Title:	2ND QTR 2011 SUPPLEMENTAL
Affected Agency and/or Agencies:	DES/FMD/CPD
Note Prepared By:	TINA ODELL
Note Reviewed By:	Mike Morrison

Impact of the above legislation on the fiscal affairs of King County is estimated to be:

Revenue to:

Fund Title	Fund Code	Revenue Source	1st Year	2nd Year	3rd Year
MMRF Fund Bal	3421	Acct 30800	(98,194)		
MMRF Fund Bal	3421	Acct 30800	99,434		
		Acct 33910			
MMRF	3421	EECBG Grant	115,208		
<b>TOTAL</b>			<b>116,448</b>	<b>0</b>	<b>0</b>

Expenditures from:

Fund Title	Fund Code	Department	1st Year	2nd Year	3rd Year
PROJECT 343230 <sup>1</sup>			(98,194)		
PROJECT 344581 <sup>2</sup>			99,434		
PROJECT 344817 <sup>3</sup>			115,208		
<b>TOTAL</b>			<b>116,448</b>	<b>0</b>	<b>0</b>

Expenditures by Categories

	1st Year	2nd Year	3rd Year
Salaries & Benefits	0		
Supplies & Services	0		
Capital Outlay	116,448		
Other	0		
<b>TOTAL</b>	<b>116,448</b>	<b>0</b>	<b>0</b>

<sup>1</sup>This project budget is disappropriated in a re-prioritization process based on potential mothballing of the Yesler Building as a result of the proposed short term space planning moves.

<sup>2</sup>The Ballistic Catchment System Renovation at the Ravensdale Gun Range will replace the existing dilapidated baffle system to correct the existing potential risk resulting from errant bullets entering the adjacent privately owned Cascade Gun Club. The scope of work includes the design/renovation/construction of an overhead roof baffle structure at the shooting range facility. This is an existing project. Please see Capital Appropriation Proposal for information about the total cost of this project.

<sup>3</sup> At the MRJC Detention Building, replace existing damaged heat wheel media material at heat wheels in heat recovery units. This project will complete replacements of all remaining damaged existing heat wheel media material at the Detention Building. FMD will provide project management. Design was completed by McKinstry Essential in another project. Construction will be by FMD's mechanical work order contractor or by an ESCO contractor. This is one of the projects receiving EECBG funds.

**FISCAL NOTE**

Ordinance/Motion	2011 2nd Omnibus Supplemental Ordinance
Title:	
Affected Agency and/or Agencies: Solid Waste Division	
Note Prepared By: Jennifer Lehman, Budget Analyst, PSB	
Note Reviewed By: Warren Himmelman, Solid Waste Division	

Impact of the above legislation on the fiscal affairs of King County is estimated to be:

**Revenue:**

Fund/Agency	Fund Code	Revenue Source	2011	2012	2013	2014
TOTAL			\$ -	0	0	0

**Expenditures:**

Fund/Agency	Fund Code	Department Code	2011	2012	2013	2014
Solid Waste Division / Construction Fund	3905	0559	\$ 113,712			
TOTAL			\$ -	0	0	0

**Expenditures by Category:**

	2011	2012	2013	2014
Salaries & Benefits	0			
Supplies and Services	0			
Capital Outlay	0	0	0	0
Debt Service	\$ 113,712			
Acquisition	0			
TOTAL	\$ 113,712	0	0	0

This adjustment is for finance costs associated with the Solid Waste Division's issuance of bond anticipation notes (BAN). The costs include \$97,312 for the cost of issuance, such as bond counsel, various rating fees, and financial advisory, and \$16,400 for the underwriter's discount.



FISCAL NOTE

Ordinance/Motion No.	2nd Omnibus Supplemental Ordinance 2011
Title: 2011 SUPPLEMENTAL	
Affected Agency and/or Agencies:	FMD/Elections
Note Prepared By: Mike Morrison	
Note Reviewed By: Sid Bender	

Impact of the above legislation on the fiscal affairs of King County is estimated to be:

Revenue:

Fund Title	Fund Code	Revenue Source	1st Year	2nd Year	3rd Year
			**	**	**
FMD: Bldg Repair & Replace CIP	3951	FMD ISF & Insurance Payment	-335,000		
FMD: Bldg Repair & Replace CIP	3951	Elections Operating Budget: 2011	138,183		
FMD: Bldg Repair & Replace CIP	3951	3951 Fund Balance	280,000		
<b>TOTAL</b>			<b>83,183</b>	<b>0</b>	<b>0</b>

Expenditures from:

Fund Title	Fund Code	Department	1st Year	2nd Year	3rd Year
			**	**	**
Bldg Repair/Replacement #395154 <sup>1</sup>	3951	337	-335,000		
Bldg Repair/Replacement #395019 <sup>2</sup>	3951	337	418,183		
<b>TOTAL</b>			<b>83,183</b>	<b>0</b>	<b>0</b>

Expenditures by Categories

	1st Year	2nd Year	3rd Year
	**	**	**
Salaries & Benefits	0		
Supplies & Services	0		
Capital Outlay	83,183		
Other	0		
<b>TOTAL</b>	<b>83,183</b>	<b>0</b>	<b>0</b>

<sup>1</sup>This is a technical adjustment to remove budget from a capital project that was not needed to post costs and revenues for the Yesler Building Fire Repair. The costs were posted instead to the FMD Internal Service Fund where existing 2010 and 2011 budget was sufficient and the revenue that would have been received in the capital project (FMD ISF and Insurance Reimbursement Dollars) will be collected in the FMD Internal Service Fund or be spent from FMD-ISF fund balance.

<sup>2</sup>King County Elections Office has requested these improvements to the former café space within the Earlington Building. This area was previously excluded from the completed Earlington Building ESCO project. The café space's former tenant's lease expired in October 2010 and they vacated the space. King County Elections was offered this space for their operational needs. Elections proposed that this area be remodeled to accommodate a Voter Outreach Center to increase accessibility for disabled voters and to provide greater safety and security for voters that choose to use

