

# King County 2024/2025 Community Health Needs Assessment

King County Board of Health  
March 21, 2024

Faisal Khan, Director, PHSKC  
Aley Joseph Pallickaparambil, Senior Epidemiologist, PHSKC  
Doug Baxter-Jenkins, Director of Community Health,  
Virginia Mason Franciscan Health

# About: King County Hospitals for a Healthier Community (HHC) collaborative

## King County Hospitals for a Healthier Community includes:

- Public Health – Seattle & King County
- 10 hospital/health systems
- Washington State Hospital Association

## Joint Community Health Needs Assessment:

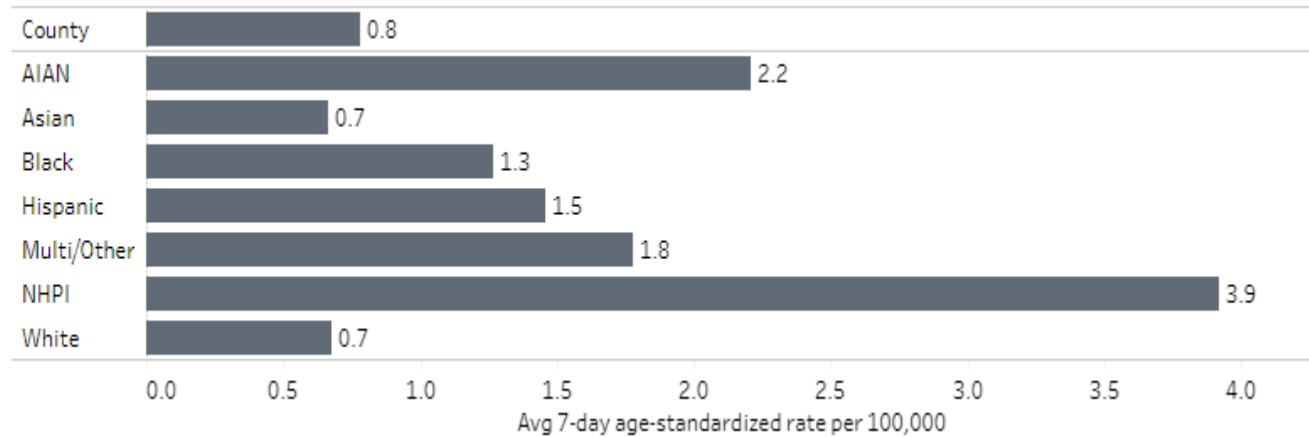
- Meets Affordable Care Act IRS requirement for 501c3 hospitals to complete a CHNA report every 3 years
- Creates opportunity to align efforts, learn about best practices, & collectively invest in data, programs, and policies to promote health among King County residents



# COVID-19 and Impacts in King County

Not only were **direct effects** of the COVID-19 pandemic felt disproportionately by BIPOC residents and South King County, but the same was true of **economic and social impacts**.

## Average weekly COVID-19 death rates (March 2020 – January 2024)



## Adults most likely to report not having enough food to eat (March – June 2020)

- Unemployed, self-employed, or working in a family business
- Low-income households
- American Indian/Alaska Native, Native Hawaiian/Pacific Islander
- Less than high school education

For most recent COVID-19 data, see dashboard here: <https://kingcounty.gov/depts/health/covid-19/data/race-ethnicity.aspx>.

More data on the social, economic impacts of COVID can be found here: <https://kingcounty.gov/en/legacy/depts/health/covid-19/data/impacts>

# Key Findings

## CHNA 2024/2025

King County Community  
Health Needs Assessment

2024/2025



King County  
**Hospitals**  
for a Healthier  
Community

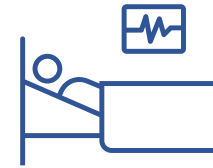
[www.kingcounty.gov/chna](http://www.kingcounty.gov/chna)  
[www.kingcounty.gov/chi](http://www.kingcounty.gov/chi)

# What has improved since the 2021/2022 CHNA report?

## Across King County, successes include:



**Vegetable consumption** increased among some groups.



Rate of hospitalizations for **falls and attempted suicide** declined.




Rate of **e-cigarette usage** for youth and adult **smoking** both declined.



**Substance use**, including marijuana use, continued to decline among **youth**.

# Where can we improve?

## Across King County, opportunities for improvement include:



Life expectancy decreased countywide.



The death rate from **unintentional injuries** continued to increase.



Disparities in rates of **food insecurity** continued to increase.



**Firearm-related incidents** increased.



Rate of **drug-induced deaths** increased.



Rate of maternal or **birthing person deaths** more than doubled over the past ten years.



Rates of emergency department visits related to **domestic violence** increased.



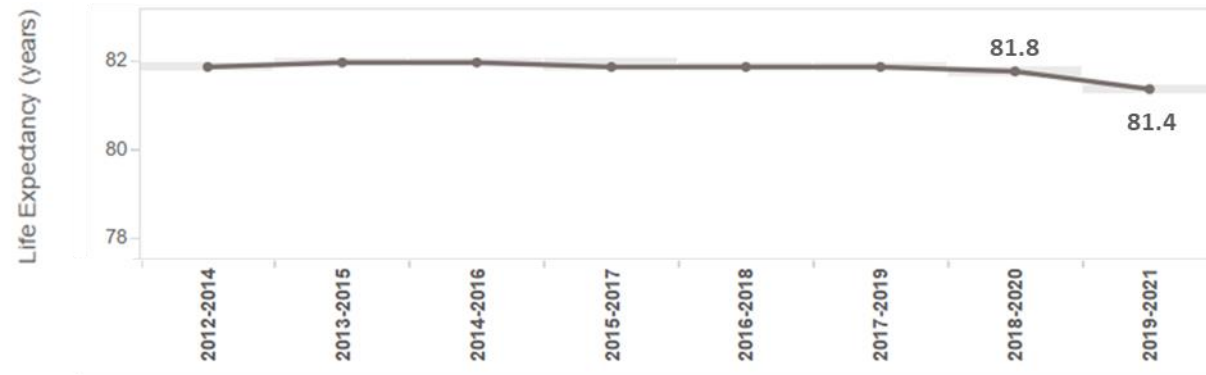
**Youth depression** continued to rise.



Percentage of youth getting sufficient **physical activity** has been declining since 2014.

# Life Expectancy in King County

Life expectancy at birth, King County (rolling average: 2012-2021)



Life expectancy at birth, King County (average: 2017-2021)



AIAN = American Indian/Alaska Native;  
NHPI = Native Hawaiian/Pacific Islander;  
\* = Significantly different from King County average

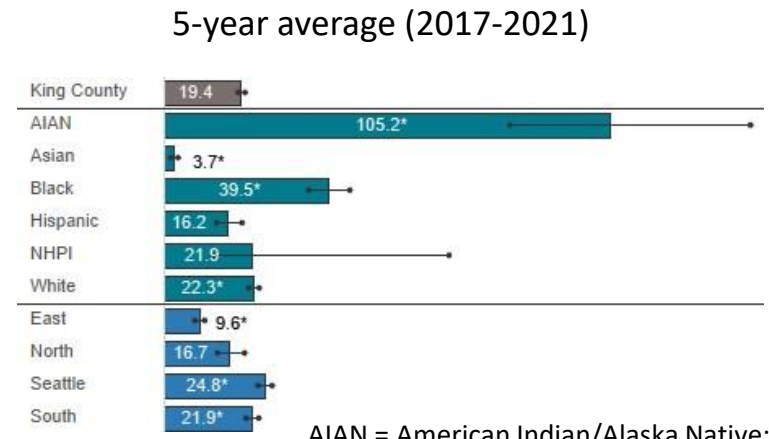
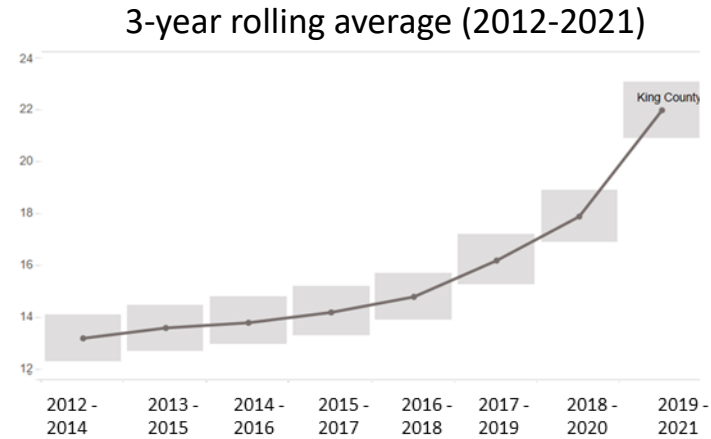
In King County, life expectancy is currently the lowest it has been in several years.

# Drug-Induced Deaths in King County

Drug overdose deaths doubled between 2020 and 2022 in King County.

This was driven by a rapid increase in fentanyl-involved overdose deaths: from 33% in 2020 to over 70% in 2022

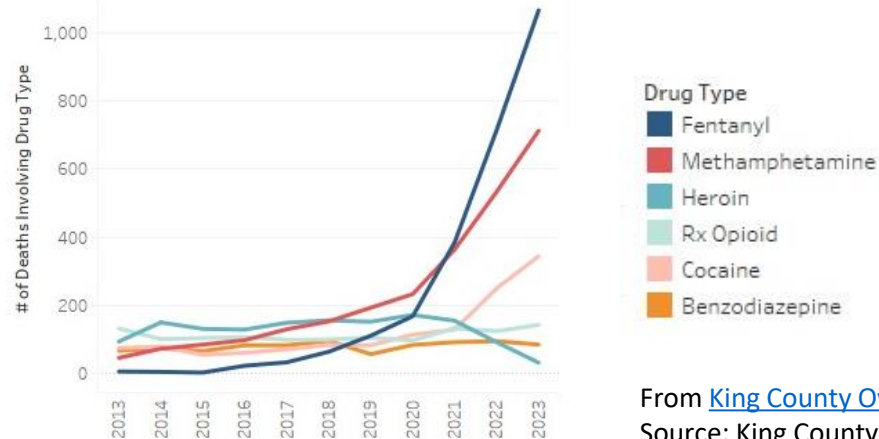
## Drug-induced deaths, King County



AIAN = American Indian/Alaska Native;  
 NHPI = Native Hawaiian/Pacific Islander  
 \* = Significantly different from King County average

## Drugs Involved in Confirmed Overdose Deaths

(Note: A decedent may be represented in multiple lines)



From [King County Overdose Dashboard](#)

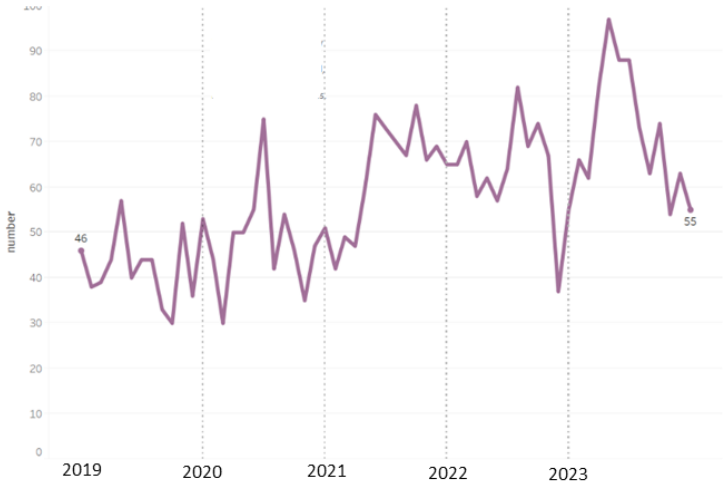
Source: King County Medical Examiners Office as of 1/2/2024



# Firearm-Related Injuries & Deaths in King County

The number of firearm incidents has continued to increase since 2019.

Monthly EMS-treated firearm injuries, King County (Jan 2019 – Jan 2024)



Source: King County Emergency Medical Services  
 Note: Between March and May 2020, requests for EMS services declined, influencing trends in EMS incidents

Firearm-related deaths King County (average: 2017-2021)

| King County | King County | 8.3   |
|-------------|-------------|-------|
| Age         | <18         | 1.7   |
|             | 18-24       | 18.7* |
|             | 25-44       | 8.7   |
|             | 45-64       | 9.2   |
|             | 65-74       | 8.6   |
|             | 75+         | 14.7* |
| Gender      | Female      | 2.1   |
|             | Male        | 14.8* |
| Race        | AIAN        | ^     |
|             | Asian       | 2.5*  |
|             | Black       | 21.7* |
|             | Hispanic    | 8.3   |
|             | NHPI        | ^     |
|             | White       | 7.4   |

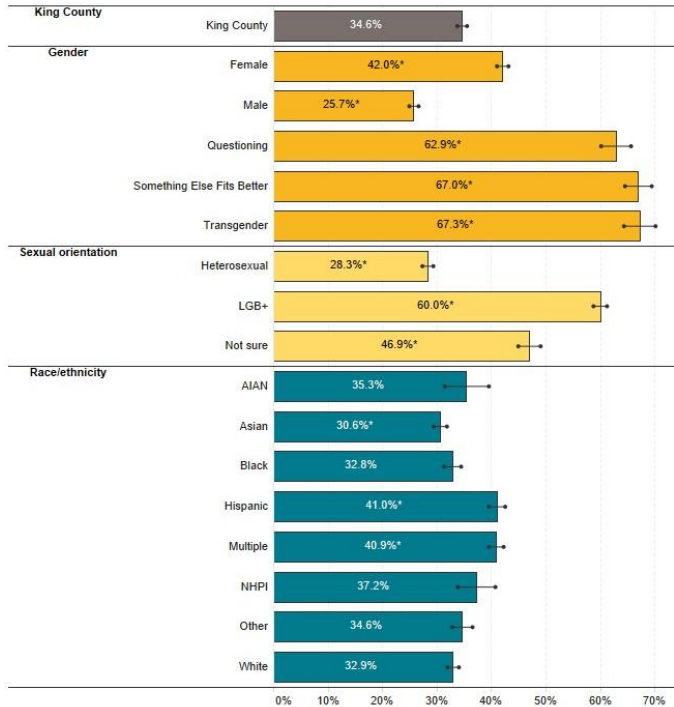
AIAN = American Indian/Alaska Native  
 NHPI = Native Hawaiian/Pacific Islander  
 \* = Significantly different from King County average

# Youth Mental Health in King County

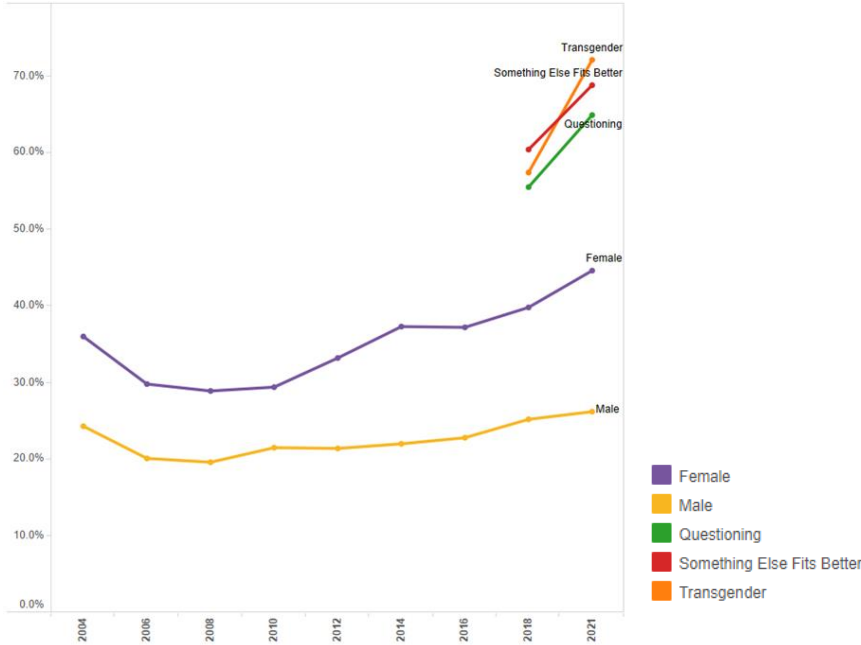
The prevalence of depression among King County students increased between 2018 and 2021.

There were substantial disparities by gender identity.

**Depression prevalence (8<sup>th</sup>, 10<sup>th</sup>, 12<sup>th</sup> grades), King County (average: 2018 & 2021)**



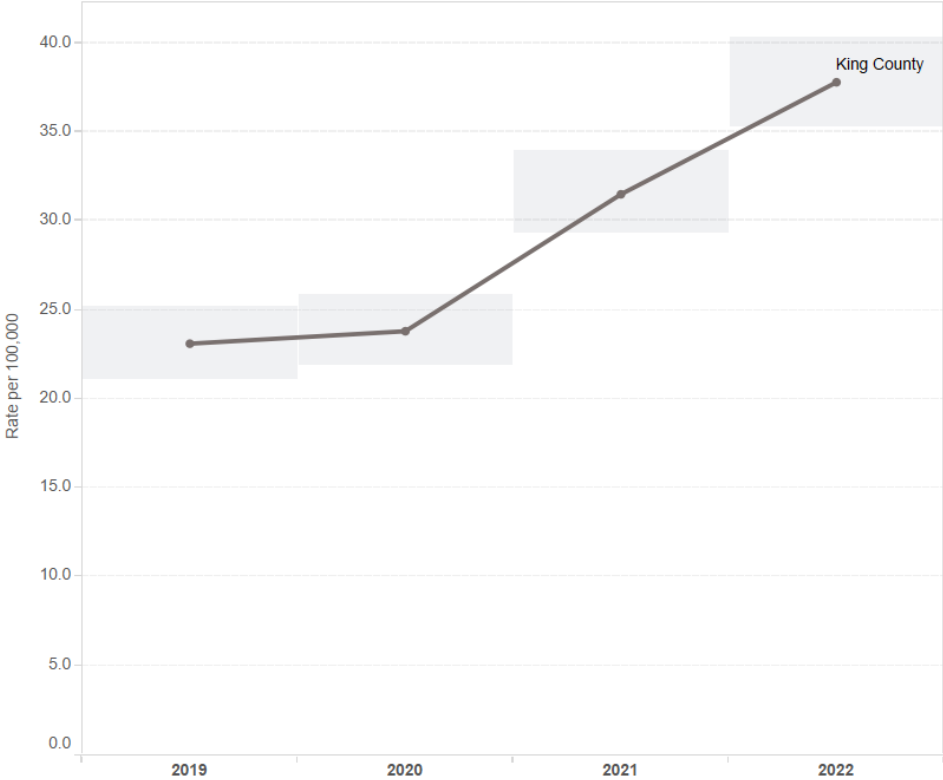
**Depression prevalence by gender (8<sup>th</sup>, 10<sup>th</sup>, 12<sup>th</sup> grades), King County (2004-2021)**



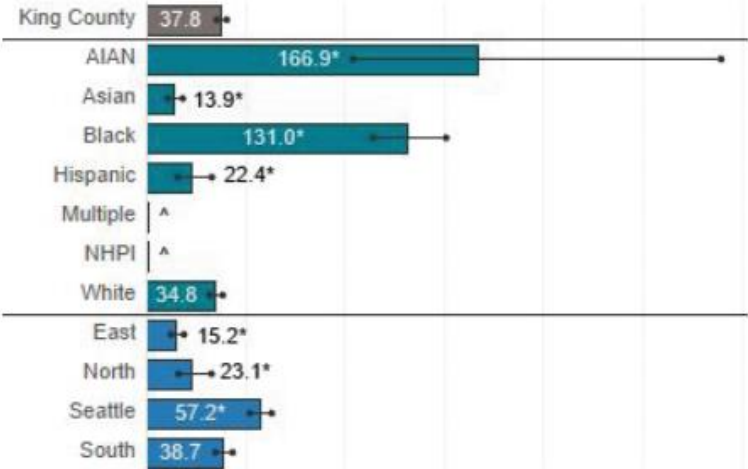
AIAN = American Indian/Alaska Native;  
 NHPI = Native Hawaiian/Pacific Islander;  
 \* = Significantly different from King County average

# Climate Change Impacts on Health

Cold-related emergency department (ED) visits increased over time – nearly 60% rise in 2 years.

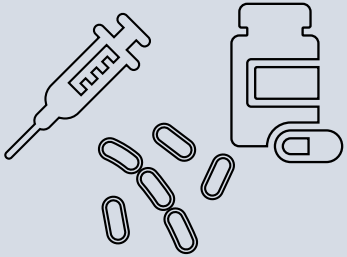


**Cold-related illness (ED visits)  
King County (2022)**



# Areas to Monitor

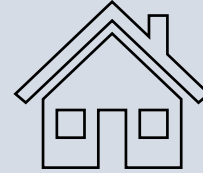
## Overdose Deaths




## Firearm Violence



## Homelessness & Housing



## Climate & Health



## Access to Care



## Mental & Behavioral Health



## Food Insecurity

