



**KING COUNTY**

1200 King County Courthouse  
516 Third Avenue  
Seattle, WA 98104

**Signature Report**

**June 22, 2010**

**Ordinance 16864**

**Proposed No. 2010-0330.2**

**Sponsors** Drago, Ferguson, Patterson, Phillips  
and Gossett

1 AN ORDINANCE pertaining to the roads capital  
2 improvement program; and amending the 2010/2011  
3 Biennium Budget Ordinance, Ordinance 16717, Section  
4 137, as amended, and Attachment G, as amended.

5 BE IT ORDAINED BY THE COUNCIL OF KING COUNTY:

6 **SECTION. Findings:**

7 A. The South Park Bridge, built in 1931, is at the end of its useful life. The  
8 problems with the bridge structure are so extensive that there are no feasible repair  
9 options, and the bridge is scheduled to close June 30, 2010.

10 B. The current cost estimate to build a new bridge and demolish the existing  
11 structure is approximately \$131,000,000.

12 C. Efforts to find replacement funding for the bridge have been underway for  
13 many years. With pre-2010 contributions from several sources, an additional  
14 \$30,000,000 has been expended on this project thus far, including the preliminary  
15 engineering, design and environmental work, as well as the acquisition of right-of-way  
16 necessary for the construction of the new bridge.

17 D. Since 2009, King County applied for a \$99,000,000 grant from the United  
18 States Department of Transportation, Transportation Investment Generating Economic  
19 Recovery (TIGER) program for the replacement of the South Park Bridge. This

20 application made the final round of projects but ultimately was not chosen to receive  
21 grant funding.

22 E. In April 2010, the United States Department of Transportation announced a  
23 second opportunity for transportation projects eligible under the TIGER II program.

24 F. King County is preparing an application for this second round of funding with  
25 a request of \$40,000,000. Additional efforts are underway to engage funding partners to  
26 help realize full funding of the South Park Bridge replacement.

27 G. King County must contribute more of its own funding to demonstrate  
28 sufficient commitment to its share of the project and to provide a local match as a  
29 requirement of the TIGER II program application, which is due August 23, 2010.

30 H. This contribution can be realized by issuing \$31,000,000 in bonds backed by  
31 the King County road fund to finance a \$30,000,000 share of the project costs and cover  
32 miscellaneous issuance costs. This bond issuance will be addressed through a separate  
33 ordinance.

34 I. It is estimated that the annual debt service for these bonds will amount to  
35 \$2,500,000. This ordinance amends the Roads Capital Improvement Program  
36 accordingly to provide the funding needed to pay the annual debt service.

37 J. Following notification of a successful grant award, legislation will be  
38 transmitted to release additional construction funding currently constrained by proviso P1  
39 in section 2 of this ordinance.

40 SECTION 2. Ordinance 16717, Section 137, as amended is hereby amended by  
41 adding thereto and inserting therein the following:

42            ROADS CAPITAL IMPROVEMENT PROGRAM - The executive is hereby  
43 authorized to execute any utility easements, bill of sale or related documents necessary  
44 for the provision of utility services to the capital projects described in Attachment G to  
45 this ordinance, but only if the documents are reviewed and approved by the custodial  
46 agency, the real estate services division, and the prosecuting attorney's office. Consistent  
47 with the requirements of the Growth Management Act, Attachment G to this ordinance  
48 was reviewed and evaluated according to the King County Comprehensive Plan. Any  
49 project slated for bond funding will be reimbursed by bond proceeds if the project incurs  
50 expenditures before the bonds are sold.

51            The two primary prioritization processes that provided input to the 2010-2015  
52 Roads Capital Improvement Program are the Bridge Priority Process published in the  
53 Annual Bridge Report, and the Transportation Needs Report.

54            From the Road Services Capital Improvement Program funds there are hereby  
55 appropriated and authorized to be disbursed the following amounts for the specific  
56 projects identified in Attachment G to this ordinance.

57	<b>Fund</b>	<b>Fund Name</b>	<b>2010/2015</b>
58	3860	ROADS CONSTRUCTION	\$0

59            P1 PROVIDED THAT:

60            For CIP Project 300610, South Park Bridge Demolition, no more than \$1,800,000  
61 may be expended or encumbered for right-of-way acquisition, and no more than  
62 \$1,400,000 may be expended or encumbered for other project purposes until the  
63 executive has transmitted a report certifying that insufficient funding is available for CIP  
64 Project 300197, South Park Bridge Replacement, or providing an update on an executive

65 plan to fund CIP Project 300197. The report shall include the finalized closure plan for  
66 the South Park Bridge.

67 The report required to be submitted by this proviso must be filed in the form of a  
68 paper original and an electronic copy with the clerk of the council, who shall retain the  
69 original and provide an electronic copy to all councilmembers and to the committee  
70 coordinator for the Physical Environment Committee or its successor.

71 P2 PROVIDED FURTHER THAT:

72 For CIP Project 300197, South Park Bridge Replacement, none of the amount  
73 appropriated in 2010 may be expended or encumbered until the executive has  
74 transmitted, and the council has approved by motion, a funding plan for the project. Any  
75 ordinance necessary for implementation of the funding plan shall be transmitted with the  
76 plan.

77 Any plan or legislation required to be submitted by this proviso must be filed in  
78 the form of a paper original and an electronic copy with the clerk of the council, who  
79 shall retain the original and provide an electronic copy to all councilmembers and to the  
80 committee coordinator for the Physical Environment Committee or its successor.


81 SECTION 3. Attachment A to this ordinance hereby amends Attachment G to

82 Ordinance 16717, as amended, by adding thereto and inserting therein the projects listed  
83 in Attachment A to this ordinance.  
84


Ordinance 16864 was introduced on 6/1/2010 and passed by the Metropolitan King County Council on 6/21/2010, by the following vote:

Yes: 8 - Mr. Phillips, Mr. von Reichbauer, Mr. Gossett, Ms. Hague,  
Ms. Patterson, Ms. Lambert, Mr. Ferguson and Mr. Dunn  
No: 0  
Excused: 1 - Ms. Drago

KING COUNTY COUNCIL  
KING COUNTY, WASHINGTON


  
Robert W. Ferguson, Chair

ATTEST:

  
Anne Noris, Clerk of the Council

RECEIVED  
2010 JUL -1 PM 4:28  
CLERK  
KING COUNTY COUNCIL

APPROVED this 1 day of JULY, 2010.

  
Dow Constantine, County Executive

**Attachments:** A. Revised Capital Improvement Program dated June 1, 2010

<b>Attachment A: Revised Roads Capital Improvement Program (Biennial Budget 2010/2011) dated June 1, 2010</b>						
<b>Adopted Ordinance 16717, Section 137</b>						
<b>Fund</b>	<b>Project</b>	<b>Description</b>	<b>2010</b>	<b>2011</b>	<b>2012</b>	<b>2013</b>
3860		<b>Roads Construction</b>				
	100109	NE Woodinville-Duvall Rd @ 194th Ave NE		-		(254,000)
	100114	Bear Creek Bridge #333A		-		-
	300511	132nd Ave SE @ SE 224th St		-		(127,000)
	300311	SE 288th St @ 51st Ave S.		(196,000)	(781,000)	-
	300411	S. 316th St @ 51st Ave S.		(178,000)	(1,290,000)	-
	300508	SE 277th St Bridge #3126		-	(2,355,000)	-
	300611	S. 288th St @ 48th Ave S.		(178,000)	(737,000)	-
	400511	Covington Creek Bridge #3082		(178,000)	(636,000)	-
	200211	SE Newport Way		(268,000)	(831,000)	-
	300213	Soos Creek Bridge #3109A		-		(191,000)
	300313	Soos Creek Bridge #3109		-		(191,000)
	400109	148th Ave SE @ SE 224th St		(268,000)	(700,000)	-
	400113	Lake Youngs Way Bridge #3109B		-		(191,000)
	800201	Debt Service Project		2,500,000	2,500,000	2,500,000
	999386	Cost Model Contingency			50,000	
		<b>Total Fund 3860</b>	<b>0</b>	<b>1,234,000</b>	<b>-4780000</b>	<b>1546000</b>

<u>2014</u>	<u>2015</u>	<u>2010-2015</u>
(198,000)		(452,000)
(498,000)	(215,000)	(713,000)
(46,000)	-	(173,000)
-	-	(977,000)
-	-	(1,468,000)
-	-	(2,355,000)
-	-	(915,000)
-	-	(814,000)
-	-	(1,099,000)
(681,000)	-	(872,000)
(681,000)	-	(872,000)
-	-	(968,000)
(681,000)	-	(872,000)
2,500,000	2,500,000	12,500,000
-285000	2285000	50,000
		-