



KING COUNTY

1200 King County Courthouse
516 Third Avenue
Seattle, WA 98104

Signature Report

February 25, 2013

Ordinance 17530

Proposed No. 2013-0085.1

Sponsors McDermott

1 AN ORDINANCE relating to the 2012 levy of property
2 taxes in King County for collection in the year 2013; and
3 amending Ordinance 17497, Section 2, as amended, and
4 Ordinance .17497, Section 4, as amended.

5 BE IT ORDAINED BY THE COUNCIL OF KING COUNTY:

6 SECTION 1. Ordinance 17497, Section 2, as amended, is hereby amended to
7 read as follows:

8 The metropolitan King County council imposes the levies necessary to fund
9 estimated expenditures for the year 2013 as listed in this section. These amounts do not
10 include the total of estimated revenues from sources other than taxation, including
11 available surplus and such expenditures as are to be net from bond warrant issues. In
12 accordance with state law, the King County assessor calculated a sum for property taxes
13 available to the county related to new construction, improvements to property, refunds
14 and any increase in the assessed value of state assessed property. In calculating the
15 amount of regular property tax moneys needed, the council was cognizant of these sums
16 and they are therefore included in the following levy totals.

17	FUND	TAX
18	COUNTY	
19	CURRENT EXPENSE	\$313,137,887

20	HUMAN SERVICES FUND/MENTAL HEALTH	\$5,944,036
21	VETERANS AND HUMAN SERVICES	\$16,409,992
22	VETERANS' AID	\$2,648,529
23	INTER-COUNTY RIVER IMPROVEMENT	\$50,000
24	AFIS	\$18,528,341
25	UNLIMITED G.O. BONDS	\$21,040,000
26	CONSERVATION FUTURES	\$17,566,647
27	EMERGENCY MEDICAL SERVICES	\$93,870,870
28	PARKS	\$20,641,962
29	PARKS EXPANSION	\$20,641,962
30	TRANSIT	\$23,473,405
31	CHILDREN AND FAMILY JUSTICE CENTER	\$21,908,512
32	TOTAL COUNTY	\$(557,333,802)) <u>575,862,143</u>

33 SECTION 4. Ordinance 17497, Section 4, as amended, is hereby amended to
 34 read as follows:

35 The metropolitan King County council certifies the levies of the following taxing
 36 districts:

37	PORT OF SEATTLE	\$73,000,000
38	CITIES AND TOWNS	
39	ALGONA	\$659,995
40	AUBURN (King County portion only)	\$13,020,269
41	BEAUX ARTS VILLAGE	\$148,185
42	BELLEVUE	\$38,408,131

43	BLACK DIAMOND	\$1,411,938
44	BOTHELL (King County portion only)	\$5,006,358
45	BURIEN	\$6,331,242
46	CARNATION	\$248,399
47	CLYDE HILL	\$960,201
48	COVINGTON	\$2,368,162
49	DES MOINES	\$3,619,286
50	DUVALL	\$1,119,965
51	ENUMCLAW	\$1,344,237
52	FEDERAL WAY	\$10,080,948
53	HUNTS POINT	\$273,106
54	ISSAQUAH	\$8,524,973
55	KENMORE	\$4,218,726
56	KENT	\$20,247,862
57	KIRKLAND	\$26,328,234
58	LAKE FOREST PARK	\$2,875,886
59	MAPLE VALLEY	\$3,320,025
60	MEDINA	\$2,473,574
61	MERCER ISLAND	\$11,674,351
62	MILTON (KC portion only)	\$235,091
63	NEWCASTLE	\$4,173,447
64	NORMANDY PARK	\$1,745,062
65	NORTH BEND	\$1,481,858

66	PACIFIC (King County portion only)	\$603,407
67	REDMOND	\$22,362,530
68	RENTON	\$32,606,871
69	SAMMAMISH	\$21,778,263
70	SEATAC	\$12,161,418
71	SHORELINE	\$11,188,655
72	SKYKOMISH	\$38,237
73	SNOQUALMIE	\$5,717,789
74	TUKWILA	\$13,852,540
75	WOODINVILLE	\$2,979,697
76	YARROW POINT	\$512,068
77	TOTAL CITIES AND TOWNS	\$296,100,986
78	FIRE DISTRICTS	
79	2	\$9,478,743
80	4	\$10,279,421
81	10	\$4,831,901
82	11	\$1,859,594
83	13	\$2,252,667
84	16	\$5,756,043
85	20	\$2,551,225
86	24	\$2,550
87	25	\$1,108,306
88	27	\$1,329,982

89	28	\$2,094,706
90	31	\$10,214
91	34	\$6,255,447
92	36	\$6,939,650
93	38	\$2,084,211
94	39	\$20,431,580
95	40	\$2,559,066
96	41	\$480,176
97	43	\$6,895,387
98	44	\$3,376,021
99	45	\$2,993,879
100	47	\$241,779
101	49 (King County portion only)	\$101,336
102	50	\$200,397
103	61 (King County portion only)	\$8,316,965
104	62	\$14,100,500
105	TOTAL FIRE DISTRICTS	\$116,530,966
106	MISCELLANEOUS	
107	CEMETERY DISTRICT NO. 1	\$107,181
108	CITY OF MILTON EMS LEVY	\$37,918
109	DES MOINES METROPOLITAN PARK DISTRICT	\$546,744
110	FALL CITY METROPOLITAN PARK DISTRICT	\$0
111	HOSPITAL DISTRICT NO. 1	\$16,052,045

112	HOSPITAL DISTRICT NO. 2	\$25,063,908
113	HOSPITAL DISTRICT NO. 4	\$2,916,171
114	KING COUNTY FERRY DISTRICT	\$1,183,252
115	KING COUNTY FLOOD CONTROL ZONE DISTRICT	\$41,346,031
116	ISSAQUAH LIBRARY CAPITAL FACILITIES	\$735,000
117	NORMANDY PARK METROPOLITAN PARK DISTRICT	\$552,570
118	NORTHSHORE PARKS & REC (King County portion only)	\$194,598
119	PIERCE COUNTY LIBRARY	\$37,918
120	REDMOND LIBRARY CAPITAL FACILITIES	\$596,000
121	SI VIEW METROPOLITAN PARK DISTRICT	\$1,541,200
122	RURAL LIBRARY (King County portion only)	\$109,652,176
123	VASHON MAURY PARKS	\$993,263
124	TUKWILA METROPOLITAN PARK DISTRICT	\$695,460
125	TOTAL MISCELLANEOUS	\$202,251,435
126	SCHOOLS	
127	AUBURN (King County portion only)	\$47,637,212
128	BELLEVUE	\$120,019,554
129	ENUMCLAW	\$15,230,384
130	FEDERAL WAY	\$74,589,824
131	FIFE (King County portion only)	\$1,426,032
132	HIGHLINE	\$67,266,854
133	ISSAQUAH	\$81,405,061
134	KENT	\$93,952,071


135	LAKE WASHINGTON	\$125,357,620
136	MERCER ISLAND	\$21,524,937
137	NORTHSHORE (King County portion only)	\$63,420,208
138	RENTON	\$76,853,733
139	RIVERVIEW	\$12,163,919
140	SEATTLE	\$286,135,243
141	SHORELINE	\$45,468,314
142	SKYKOMISH	\$302,516
143	SNOQUALMIE VALLEY	\$23,535,676
144	TAHOMA	\$24,660,180
145	TUKWILA	\$15,584,981

146	VASHON	\$7,891,889
147	TOTAL SCHOOLS	\$1,204,426,208
148	GRAND TOTAL	\$((2,517,181,048)) <u>2,535,709,389</u>
149		


Ordinance 17530 was introduced on 2/11/2013 and passed by the Metropolitan King County Council on 2/25/2013, by the following vote:

Yes: 7 - Mr. von Reichbauer, Mr. Gossett, Ms. Hague, Ms. Patterson, Mr. Dunn, Mr. McDermott and Mr. Dembowski
No: 0
Excused: 2 - Mr. Phillips and Ms. Lambert

KING COUNTY COUNCIL
KING COUNTY, WASHINGTON



Larry Gossett, Chair

ATTEST:



Anne Noris, Clerk of the Council

APPROVED this 4 day of MARCH, 2013.



Dow Constantine, County Executive

Attachments: None

RECEIVED
2013 MAR -11 PM 3:56
KING COUNTY COUNCIL