



KING COUNTY

1200 King County Courthouse
516 Third Avenue
Seattle, WA 98104

Signature Report

November 12, 2015

Ordinance 18159

Proposed No. 2015-0419.2

Sponsors McDermott

1 AN ORDINANCE authorizing a supplemental
2 appropriation of \$3,146,246 to the office of information
3 resource management capital fund; and amending the
4 2015/2016 Budget Ordinance, Ordinance 17941, Section
5 129, as amended, and Attachment A, as amended.

6 BE IT ORDAINED BY THE COUNCIL OF KING COUNTY:

7 SECTION 1. This ordinance makes a supplemental appropriation of \$3,146,246
8 to the office of information resource management capital fund.

9 SECTION 2. Ordinance 17941, Section 129, as amended, is hereby amended to
10 read as follows:

11 CAPITAL IMPROVEMENT PROGRAM - The executive proposed capital
12 budget and program for 2015/2016 - 2019/2020 is incorporated herein as Attachment A
13 to this ordinance, amended November 9, 2015, Version ((5)) 6. The executive is hereby
14 authorized to execute any utility easements, bill of sale or related documents necessary
15 for the provision of utility services to the capital projects described in Attachment A to
16 this ordinance, amended November 9, 2015, Version ((5)) 6, but only if the documents
17 are reviewed and approved by the custodial agency, the real estate services division and
18 the prosecuting attorney's office. Consistent with the requirements of the Growth
19 Management Act, Attachment A to this ordinance, amended November 9, 2015, Version

20 ((5)) 6, was reviewed and evaluated according to the King County Comprehensive Plan.
21 Any project slated for bond funding will be reimbursed by bond proceeds if the project
22 incurs expenditures before the bonds are sold.

23 From the several capital improvement project funds there are hereby appropriated
24 and authorized to be disbursed the following amounts for the specific projects identified
25 in Attachment A to this ordinance, amended November 9, 2015, Version ((5)) 6.

26	Fund	Fund Name	2015/2016
27	3151	CONSERVATION FUTURES LEVY SUBFUND	\$19,199,186
28	3160	PARKS, RECREATION AND OPEN SPACE	\$14,222,692
29	3292	SWM CIP NON-BOND	\$24,563,726
30	3310	LONG TERM LEASE	\$97,949,600
31	3361	PUGET SOUND EMERGENCY RADIO NETWORK FUND	\$54,998,975
32	3380	AIRPORT CONSTRUCTION	\$6,738,997
33	3421	MAJOR MAINTENANCE RESERVE SUB	\$11,210,502
34	3461	REGIONAL JUSTICE CENTER PROJECTS	\$918,190
35	3473	RADIO SERVICES CIP FUND	\$721,967
36	3490	PARKS FACILITIES REHAB	\$2,330,265
37	3522	OPEN SPACE NON-BOND COUNTY PROJECTS	\$7,033,000
38	3581	PARKS CAPITAL FUND	\$62,572,672
39	3591	MARINE CAPITAL FUND	\$11,385,921
40	3611	WASTEWATER TREATMENT CIP FUND	\$286,814,268
41	3641	PUBLIC TRANSPORTATION UNRESTRICTED	\$508,803,182
42	3673	CRITICAL AREAS MITIGATION	\$15,189,447

43	3681	REAL ESTATE EXCISE TAX (REET) #1	\$12,475,478
44	3682	REAL ESTATE EXCISE TAX (REET) #2	\$13,434,530
45	3691	TRANSFER OF DEVELOPMENT CREDITS PROGRAM	\$7,330,132
46	3721	GREEN RIVER FLD MTGTN TRANSFERS	\$2,545,966
47	3771	OIRM CAPITAL FUND	(\$20,652,184) <u>\$23,798,431</u>
48	3781	ITS CAPITAL FUND	\$6,236,215
49	3810	SOLID WASTE CAPITAL EQUIPMENT RECOVERY FUND	\$7,400,000
50	3850	RENTON MAINTENANCE FAC. CONSTR. FUND	\$2,006,056
51	3860	COUNTY ROAD CONSTRUCTION FUND	\$42,613,719
52	3873	HMC CONSTRUCTION 1997	-\$31,430
53	3901	SOLID WASTE 1993 BONDS CONSTRUCTION SUBFUND	\$3,329,280
54	3910	LANDFILL RESERVE FUND	\$29,481,516
55	3873	HMC CONSTRUCTION 1997	-\$31,430
56	3951	BUILDING REPAIR/REPLACEMENT SUBFUND	\$14,776,882
57	3961	HARBORVIEW MEDICAL CENTER BUILDING	\$8,780,807
58		REPAIR/REPLACEMENT SUBFUND	
59		TOTAL CAPITAL IMPROVEMENT PROGRAM	(\$1,295,684,000) <u>\$1,298,830,000</u>

60 ER1 EXPENDITURE RESTRICTION:

61 Of the appropriation for capital project 1124413, real time improvements,
 62 \$600,522 shall not be expended or encumbered until the council passes a motion
 63 approving a strategic technology roadmap for transit, as referenced in proviso P4 of this
 64 section.

65 ER2 EXPENDITURE RESTRICTION:

66 Of the appropriation for capital project 1121402, WTC Brandon Michigan CSO,
67 \$1,250,000 shall be expended or encumbered solely to retain and support the work of the
68 expert review panel and to research and conduct engineering analysis to produce reports
69 that are referenced in section 110, proviso P3, of this ordinance.

70 ER3 EXPENDITURE RESTRICTION:

71 Of the appropriation for capital project 1113189, WTC process replacement
72 improvement, no funds shall be expended or encumbered to design or install a new
73 security gate at the entrance to the West Point treatment plant until the council receives a
74 letter from the executive with a signed interlocal agreement between King County and
75 the Seattle parks and recreation department, or its successor, for operation of a passenger
76 vehicle service in Discovery park for park patrons.

77 ER4 EXPENDITURE RESTRICTION:

78 Of the appropriation for capital project 1117106, children and family justice
79 center, \$955,000 shall be expended solely to pay for a county employee or third-party
80 consultant to assist the facilities management division in monitoring the project labor
81 agreement and confirming that the provisions of the agreement are being fulfilled.

82 P1 PROVIDED THAT:

83 Of the appropriation for capital project 1124456, ORCA replacement, \$250,000
84 shall not be expended or encumbered until the executive transmits a report on ORCA
85 replacement implementation issues and a motion that accepts the report and the motion is
86 passed by the council. The motion shall reference the subject matter, the proviso's
87 ordinance, ordinance section and proviso number in both the title and body of the motion.

88 The report shall include, but not be limited to:

89 A. A work plan identifying when and how the council will be engaged in the
90 decision process for selecting a replacement for the existing ORCA system;

91 B. Identification of any changes to the King County Code, the regional fare
92 coordination agreement and other interlocal agreements that may be proposed as part of
93 the project and the anticipated schedule for transmitting the changes;

94 C. A description of policy issues for council consideration that could affect a
95 replacement system, including but not limited to policies identified in the August 6, 2014,
96 ORCA Needs Analysis and Technology Survey, such as fare simplification, universal
97 elimination of cash transfers and movement to a cashless system;

98 D. An update of the benefit achievement plan for the project;

99 E. Identification of impacts to and dependencies on existing transit technology
100 infrastructure and proposed projects including, but not limited to, the 4.9 MHz network
101 project and mobile ticketing pilot project;

102 F. Equity and social justice impacts to be considered in the replacement of
103 ORCA; and

104 G. Network and electronic payment security issues to be considered in the
105 replacement of ORCA.

106 The executive must file the report and motion required by this proviso by March
107 31, 2016, in the form of a paper original and an electronic copy with the clerk of the
108 council, who shall retain the original and provide an electronic copy to all
109 councilmembers, the council chief of staff, the policy staff director and the lead staff for
110 the transportation, economy and environment committee, or its successor.

111 P2 PROVIDED FURTHER THAT:

112 Of the appropriation for capital project 1116944, mobile ticketing pilot project,
113 \$440,000 shall not be expended or encumbered until the executive transmits a mobile
114 ticketing pilot project work plan and a motion that accepts the work plan and the motion
115 is passed by the council. The motion shall reference the subject matter, the proviso's
116 ordinance, ordinance section and proviso number in both the title and body of the motion.

117 The work plan shall include, but not be limited to:

- 118 A. A summary of the pilot project;
- 119 B. An explanation of how the demonstration participants will be chosen;
- 120 C. A discussion of whether the application will be developed by KCIT or by an
121 outside vendor; and
- 122 D. An explanation of what data will be collected and how it will be used.

123 The executive must file the work plan and motion required by this proviso in the
124 form of a paper original and an electronic copy with the clerk of the council, who shall
125 retain the original and provide an electronic copy to all councilmembers, the council chief
126 of staff, the policy staff director and the lead staff for the transportation, economy and
127 environment committee, or its successor.

128 P3 PROVIDED FURTHER THAT:

129 Of the appropriation for capital project 1124203, Chinook building consolidation,
130 \$548,942 shall not be expended or encumbered until the executive transmits a finalized
131 plan for the Chinook building consolidation and a motion that approves the plan and the
132 motion is passed by the council. The motion shall reference the subject matter, the
133 proviso's ordinance, ordinance section, and proviso number in both the title and body of
134 the motion.

135 The plan shall include, but not be limited to:

136 A. The number of public health staff moving from the ninth floor;

137 B. The finalized Chinook building locations to be occupied by staff moving from
138 the ninth floor;

139 C. Any associated moves within the Chinook building related to clearing the
140 ninth floor and moving public health staff;

141 D. Any associated moves, if any, by other county agencies from other county
142 buildings;

143 E. The cost impacts for all parties being relocated, including any anticipated
144 tenant improvements;

145 F. The final occupant selected to occupy the ninth floor; and

146 G. The timelines associated with all relocations.

147 The executive must file the plan and motion required by this proviso when plans
148 are finalized in the form of a paper original and an electronic copy with the clerk of the
149 council, who shall retain the original and provide an electronic copy to all
150 councilmembers, the council chief of staff, the policy staff director and the lead staff for
151 the budget and fiscal management committee, or its successor.

152 P4 PROVIDED FURTHER THAT:

153 Of the appropriation for capital project 1124887, strategic technology roadmap
154 for transit, \$25,000 may not be encumbered until the executive transmits the Strategic
155 Technology Roadmap for Transit and a motion that approves the Strategic Technology
156 Roadmap for Transit and the motion is passed by the council. The motion shall reference

157 the subject matter, the proviso's ordinance, ordinance section and proviso number in both
158 the title and body of the motion.

159 The Strategic Technology Roadmap for Transit shall address how technology will
160 be used in the future to support Transit in delivering transit services. The Strategic
161 Technology Roadmap for Transit is intended to provide a planned, integrated, and
162 forward-looking understanding of the evolving technology needs and solutions over the
163 next five years for transit riders, operations and administration. The Strategic
164 Technology Roadmap for Transit shall recommend and prioritize technology solutions
165 and identify the integration points of those solutions other transit and county and regional
166 technologies.

167 Before transmitting the Strategic Technology Roadmap for Transit, the executive
168 must file a preliminary report identifying the specific components to be included in the
169 Strategic Technology Roadmap for Transit and a draft outline of the Strategic
170 Technology Roadmap for Transit and motion approving this preliminary report by April
171 1, 2015, in the form of a paper original and an electronic copy with the clerk of the
172 council, who shall retain the original and provide an electronic copy to all
173 councilmembers, the council chief of staff, the policy director and the lead staff for the
174 transportation, economy and environment committee, or its successor.

175 The executive must file the Strategic Technology Roadmap for Transit and
176 motion approving it in the form of a paper original and an electronic copy with the clerk
177 of the council, who shall retain the original and provide an electronic copy to all
178 councilmembers, the council chief of staff, the policy director and the lead staff for the
179 transportation, economy and environment committee, or its successor.

180 P5 PROVIDED FURTHER THAT:

181 Of the appropriation for capital project 1124472, courthouse system revitalization,
182 \$500,000 shall not be expended or encumbered until the executive transmits a report on
183 the King County Courthouse building systems and a motion that approves the report and
184 the motion is passed by the council. The motion shall reference the subject matter, the
185 proviso's ordinance, ordinance section and proviso number in both the title and body of
186 the motion.

187 The report shall include, but not be limited to:

- 188 A. A building alternative analysis;
- 189 B. A list of possible projects, reported by system or task;
- 190 C. The estimated costs for each possible project, reported by system or task;
- 191 D. A risk assessment and any risk mitigation plans for possible projects;
- 192 E. A prioritization for possible projects;
- 193 F. The estimated timelines for possible projects;
- 194 G. The status of locating as-built structural documentation;
- 195 H. A discussion of the historical significance of the building and how the
196 historical designation could affect the project; and
- 197 I. Any work done to investigate or access state, federal or other funding sources
198 in support of the project.

199 The executive must file the report and motion required by this proviso by April 1,
200 2016, in the form of a paper original and an electronic copy with the clerk of the council,
201 who shall retain the original and provide an electronic copy to all councilmembers, the

202 council chief of staff, the policy staff director and the lead staff for the budget and fiscal
203 management committee, or its successor.

204 P6 PROVIDED FURTHER THAT:

205 Of the appropriation for capital project 1122048, AFIS laboratory replacement,
206 \$650,000 shall not be expended or encumbered until the executive transmits a report on a
207 delivery method for laboratory replacement and a motion that approves the report and the
208 motion is passed by the council. The motion shall reference the subject matter, the
209 proviso's ordinance, ordinance section and proviso number in both the title and body of
210 the motion.

211 The report shall include, but not be limited to, the final recommended delivery
212 method selected for replacing the laboratory. The report shall include a cost-benefit
213 analysis for delivery methods considered and any anticipated timelines for design,
214 permitting and occupancy associated with the selected delivery method.

215 The executive must file the report and motion required by this proviso by August
216 31, 2015, in the form of a paper original and an electronic copy with the clerk of the
217 council, who shall retain the original and provide an electronic copy to all
218 councilmembers, the council chief of staff, the policy staff director and the lead staff for
219 the budget and fiscal management committee, or its successor.

220 P7 PROVIDED FURTHER THAT:

221 Of this appropriation for capital project 1039848, ballfield/sport court rehab,
222 \$300,000 shall not be expended or encumbered until the executive transmits a report on
223 the development and construction of the project identified in Ordinance 17759 and a
224 motion that approves the report, and the motion is passed by the council. The motion

225 shall reference the subject matter, the proviso's ordinance, ordinance section and proviso
226 number in both the title and body of the motion.

227 The report shall provide a plan to fully fund and complete the development and
228 construction of the project identified in Ordinance 17759. The report shall include, but
229 not be limited to:

230 A. A status report on work completed to date;

231 B. A status report on the work remaining to complete the project as identified in
232 Ordinance 17759;

233 C. A budget indicating the amount needed to complete the project above and
234 beyond the funds identified in Ordinance 17759 and the proposed sources for these
235 additional funds, including any additional funding to be provided to the project by King
236 County;

237 D. An amendment to the use agreement, if needed, to cover any changes to the
238 project budget, including any additional funds to be provided to the project by King
239 County, and itemizing the consideration King County will receive for this additional
240 investment; and

241 E. A proposed ordinance, if needed, to authorize the executive to execute an
242 amendment to the use agreement.

243 The executive must file the report and motion required by this proviso by June 4,
244 2015, in the form of a paper original and an electronic copy with the clerk of the council,
245 who shall retain the original and provide an electronic copy to all councilmembers, the
246 council chief of staff, the policy staff director and the lead staff for the transportation,
247 economy and environmental committee, or its successor.

248 P8 PROVIDED FURTHER THAT:

249 Of this appropriation, \$240,000 shall be expended or encumbered only in six
250 increments of \$40,000 each after the executive provides a quarterly oral report on matters
251 related to airport perimeter security measures for each prior quarter, transmits a motion
252 that accepts the quarterly report and each motion is adopted by the council. Each motion
253 shall reference the subject matter, the proviso's ordinance, ordinance section and proviso
254 number in both the title and body of the motion. Upon passage of each motion, \$40,000
255 is released for expenditure.

256 Each quarterly report before the government accountability and oversight
257 committee, or its successor, on airport perimeter security measures shall address the
258 following elements: security measures implemented in the previous quarter; security
259 violations; and updated plans, including financial strategies for additional security
260 investments to prevent physical intrusions on to airport property. If any public reporting
261 on the elements would affect national security, the executive shall provide the oral report
262 in executive session under RCW 42.30.110(1)(a). For reporting on those elements that
263 do not affect national security, the executive shall provide the required reporting in open
264 session.

265 The executive must file the quarterly motions required by this proviso by October
266 1, 2015, November 15, 2015, February 15, 2016, May 15, 2016, August 15, 2016, and
267 November 15, 2016, in the form of a paper original and an electronic copy with the clerk
268 of the council, who shall retain the original and provide an electronic copy to all
269 councilmembers, the council chief of staff, the policy staff director and the lead staff for

270 the government accountability and oversight committee, or its successor. The executive
271 should provide each quarterly oral report before the filing date of the next motion.

272 P9 PROVIDED FURTHER THAT:

273 Of the appropriation for capital project 1117106, children and family justice
274 center, \$1,000,000 shall be expended solely for an economic opportunity and
275 empowerment program and its administration, to ensure diversity in the project
276 workforce and to facilitate achievement of the design build contract's goals for hiring and
277 training minorities, women, veterans and youth, and small contracting and suppliers
278 utilization goal.

279 The empowerment program shall be administered by an executive appointee, who
280 may either be a county employee or a consultant, and who shall provide assistance to the
281 design-build contractor for it to meet or exceed the contractually required apprenticeship
282 hiring percentage, thereby satisfy the "best efforts" requirement under K.C.C.

283 12.16.160.A.2.a., as well as meet or exceed the apprentice hiring goals for all identified
284 targeted populations. The administrator shall also assist the design-build contractor for it
285 to meet or exceed the contract goal of small contractor and service utilization and thereby
286 be in compliance with K.C.C. 2.97.100.

287 The administrator shall create a plan to achieve or exceed the hiring and training
288 goals for apprentices and the utilization goals for small contracting and suppliers. The
289 administrator shall convene a community advisory board appointed by the executive by
290 April 30, 2015, and confirmed by the county council. The board shall advise and assist
291 the administrator in the plan development, administration and reporting. To address
292 chronic unemployment and underemployment in certain communities in King County

293 and to address the adverse social consequences of said unemployment and
294 underemployment, the plan shall include a targeted local hire program, to the extent
295 permitted by law, focused on recruiting workforce participants from King County's
296 economically disadvantaged communities. If appropriate, the plan may incorporate
297 elements of Seattle Council Bill 118282. The plan shall be used to assist the design-build
298 contractor in fulfilling its contractual obligations of the apprenticeship hiring percentage,
299 as well as the apprentice hiring goals for all identified targeted populations, utilizing
300 small contractors and suppliers, and using all reasonable efforts to achieve local hires and
301 involve youth on the project. At least ninety days before issuing to the design-build
302 contractor a notice to proceed with construction, the executive must transmit the plan and
303 a motion approving the plan in the form of a paper original and an electronic copy with
304 the clerk of the council, who shall retain the original and provide an electronic copy to all
305 councilmembers, the council chief of staff, the policy staff director and the lead staff for
306 the budget and fiscal management committee, or its successor.

307 Progress toward achieving the design-build contractor's contractually required
308 hiring goals and standards shall be reported to the council by the administrator every
309 quarter, beginning with the quarter immediately following the start of construction and
310 continuing until the project is completed. The executive must file the reports required by
311 this proviso in the form of a paper original and an electronic copy with the clerk of the
312 council, who shall retain the original and provide an electronic copy to all
313 councilmembers, the council chief of staff, the policy staff director and the lead staff for
314 the budget and fiscal management committee, or its successor.

315 P10 PROVIDED FURTHER THAT:

316 Of the appropriation for capital project 1126543, DCHS Behavioral Health
317 Integration, \$400,000 shall not be expended or encumbered until the executive transmits
318 two status reports on expenditures to date and dependencies and motions that accept the
319 reports. Each motion shall reference the subject matter, the proviso's ordinance,
320 ordinance section and proviso number in both the title and body of the motion. Upon
321 transmittal of each report, \$200,000 shall be released for expenditure.

322 The reports shall include, but not be limited to:

323 A. Enumeration of the expenditures to date;

324 B. The status of state dependencies and their impact on the project including the
325 status of the state database with which the county database must interface and what
326 guidance the state has provided with regards to federal confidentiality rules; and

327 C. The status and timeline of provider readiness, including any technical
328 assistance provided or scheduled, to interface with the new system.

329 The executive must file the reports required by this proviso by November 16,
330 2015, and February 15, 2016, respectively, and the motions required by the proviso by
331 those same dates, in the form of a paper original and an electronic copy with the clerk of
332 the council, who shall retain the original and provide an electronic copy to all
333 councilmembers, the council chief of staff, the policy staff director and the lead staff for
334 the health, housing and human services committee or its successor.

335 The executive must file the reports and motions required by this proviso by
336 November 16, 2015, and February 15, 2016, respectively, and the motions required by
337 the proviso by those same dates, in the form of a paper original and an electronic copy
338 with the clerk of the council, who shall retain the original and provide an electronic copy

339 to all councilmembers, the council chief of staff, the policy staff director and the lead
340 staff for the health, housing and human services committee or its successor.

341 P11 PROVIDED FURTHER THAT:

342 For capital project 1126545, DES BRC Reporting Project, the executive shall
343 transmit a report on the scope of the project and specific expected benefits and a motion
344 accepting that report. The motion shall reference the subject matter, the proviso's
345 ordinance, ordinance section and proviso number in both the title and body of the motion.

346 The report shall include, but not be limited to:

347 A. The scope of the complete BRC reporting project-what will and will not be
348 included;

349 B. Benefits of the project and how those benefits will be measured;

350 C. Whether there will be a request for proposals or an alternate approach to
351 procurement and the analysis supporting that decision;

352 D. Ongoing operational costs and staffing requirements;

353 E. Preliminary listing of expected reports;

354 F. Number of expected users by system and department; and

355 G. Listing of side systems expected to be eliminated and those that will be kept.

356 The executive must file the report and motion required by this proviso by
357 November 1, 2015, in the form of a paper original and an electronic copy with the clerk
358 of the council, who shall retain the original and provide an electronic copy to all
359 councilmembers, the council chief of staff, the policy staff director and the lead staff for
360 the budget and fiscal management committee or its successor.

361 P12 PROVIDED FURTHER THAT:

362 Of the appropriation for capital project 1121493, constituent engagement services,
363 \$100,000 shall not be expended or encumbered until policies for protecting constituents'
364 personal information are adopted and published and the council passes a motion
365 approving a report outlining how constituents' personal information will be protected.
366 The motion shall reference the subject matter, the proviso's ordinance, ordinance section
367 and proviso number in both the title and body of the motion.


368 The executive must file the report and motion required by this proviso in the form
369 of a paper original and an electronic copy with the clerk of the council, who shall retain
370 the original and provide an electronic copy to all councilmembers, the council chief of

371 staff, the policy staff director and the lead staff for the budget and fiscal management
372 committee or its successor.
373

Ordinance 18159 was introduced on 10/19/2015 and passed as amended by the Metropolitan King County Council on 11/9/2015, by the following vote:


Yes: 7 - Mr. Phillips, Mr. von Reichbauer, Mr. Gossett, Mr. Dunn,
Mr. McDermott, Mr. Dembowski and Mr. Upthegrove
No: 0
Excused: 2 - Ms. Hague and Ms. Lambert

KING COUNTY COUNCIL
KING COUNTY, WASHINGTON




Larry Phillips, Chair

ATTEST:



Anne Noris, Clerk of the Council

APPROVED this 20th day of November, 2015.



Dow Constantine, County Executive

RECEIVED
2015 NOV 20 PM 4:03
CLERK
KING COUNTY COUNCIL

Attachments: A. 2015-2016 Capital Improvement Program, amended November 9, 2015, Version 6

ATTACHMENT A: 2015/2016 CAPITAL IMPROVEMENT PROGRAM, amended November 9, 2015, Version 6

2015-2016 Biennial Budget - ORDINANCE 18159

Project Number	Project Name	Proposed Omnibus	FY15-16 thru 9/14 amend.	Proposed FY15-16	FY17-18	FY19-20	Total Budget Amended
3151 Conservation Futures Levy Subfund							
Project Number	Project Name	Proposed Omnibus	FY15-16 thru 9/14 amend.	Proposed FY15-16	FY17-18	FY19-20	Total Budget Amended
1047152	WLCF CFL PROGRAM SUPPORT Standalone		\$335,985	\$335,985	\$356,446	\$378,154	\$1,070,585
1047155	WLCF SHADOW LAKE BDG Standalone		\$100,000	\$100,000	\$0	\$0	\$100,000
1047186	WLCF TOLT RVR NATRL AREA Standalone		\$100,000	\$100,000	\$0	\$0	\$100,000
1047196	WLCF COUG-SQUAK CORIDR ADD Standalone		\$400,000	\$400,000	\$0	\$0	\$400,000
1047206	WLCF ISLND CNTR FOREST ACQ Standalone		\$150,000	\$150,000	\$0	\$0	\$150,000
1047210	12TH AVENUE URBAN CORRIDOR		(\$500,000)	(\$500,000)		\$0	(\$500,000)
1047218	TDR URBAN PARTNERSHIPS		(\$100,000)	(\$100,000)		\$0	(\$100,000)
1047220	WLCF TDR PROGRAM SUPPORT Standalone		\$179,075	\$179,075	\$189,981	\$201,551	\$570,607
1047221	HYLEBOS CREEK		(\$318,862)	(\$318,862)		\$0	(\$318,862)
1047226	WLCF SNO - SNO RVRFRNT RCH Standalone		\$200,000	\$200,000	\$0	\$0	\$200,000
1047227	WLCF BEL-BELLEVUE GRNWDY&OS Standalone		\$800,000	\$800,000	\$0	\$0	\$800,000
1047228	WLCF ISS-ISSAQUH CRK WTRWY Standalone		\$250,000	\$250,000	\$0	\$0	\$250,000
1047245	ANDERSON PROPERTY		(\$9,000)	(\$9,000)			(\$9,000)
1047359	BARNES CREEK CORRIDOR		(\$477,852)	(\$477,852)			(\$477,852)
1112176	WLCF BASS/BEAVER PLUM CREEK Standalone		\$100,000	\$100,000	\$0	\$0	\$100,000
1112181	GREEN RIVER PARCELS/HOLIDAY KENNEL		\$9,000	\$9,000			\$9,000
1112182	WEST HILL LAKE		(\$121,906)	(\$121,906)			(\$121,906)
1113919	WLR PATTERSON CREEK		\$720,503	\$720,503	\$0		\$720,503
1116223	TDR ACTIVE FARMLAND		\$100,000	\$100,000			\$100,000
1116226	WLCF KC Mid Fork Snoq NA Add Standalone		\$25,000	\$25,000	\$0	\$0	\$25,000
1116231	WLCF KC Bear Crk Waterways Standalone		\$410,000	\$410,000	\$0	\$0	\$410,000
1116247	WLCF KC White River Forest Standalone		(\$1,703,616)	(\$1,703,616)	\$0	\$0	(\$1,703,616)
1116248	WLCF KC Paradise Valley-Judd C Standalone		\$40,000	\$40,000	\$0	\$0	\$40,000
1116251	NORTH RAINIER UCP		\$500,000	\$500,000			\$500,000
1116253	WLCF SEA Morgan Junction Park Standalone		\$700,000	\$700,000	\$0	\$0	\$700,000
1116259	WLCF SEA Kubota Garden Green A Standalone		\$385,000	\$385,000	\$0	\$0	\$385,000
1116264	WLCF KC Master Project with Subprojects		\$9,740,840	\$9,740,840	\$20,634,080	\$22,212,839	\$52,587,759
1122033	LES GROVE PARK ADDITION		\$121,906	\$121,906			\$121,906
1122034	WLCF COV SOUTH COVINGTON PARK Project with Subprojects		\$450,000	\$450,000	\$0	\$0	\$450,000
1122057	WLCF KC DAIRIES IN KING CO/TDR Project with Subprojects		\$300,000	\$300,000	\$0	\$0	\$300,000

1122058	WLCF KC GRIFFIN CREEK NAT AREA Project with Subprojects	\$100,000	\$100,000	\$0	\$0	\$100,000	
1122059	RAGING RIVER FOREST	(\$139,035)	(\$139,035)			(\$139,035)	
1122061	WLCF KC ISSAQUAH CREEK CONSRV Project with Subprojects	\$280,000	\$280,000	\$0	\$0	\$280,000	
1123816	WLCF DUV DUVALL VILLAGE OS Standalone	\$14,500	\$14,500	\$0	\$0	\$14,500	
1123817	WLCF KNT HOLIDAY KENNEL Standalone	\$200,000	\$200,000	\$0	\$0	\$200,000	
1123818	WLCF NEW LAKE BOREN OPEN SPACE Standalone	\$256,000	\$256,000	\$0	\$0	\$256,000	
1123819	WLCF RTN MAY CREEK Standalone	\$174,000	\$174,000	\$0	\$0	\$174,000	
1123820	WLCF SHO PARAMOUNT PARK OS Standalone	\$34,997	\$34,997	\$0	\$0	\$34,997	
1123821	WLCF TUK CHINOOK WIND ACQ Standalone	\$1,553,616	\$1,553,616	\$0	\$0	\$1,553,616	
1123822	WLCF SEA DAKOTA PLACE PARK ADD Standalone	\$375,000	\$375,000	\$0	\$0	\$375,000	
1123823	WLCF SEA GREENWOOD PARK ADD Standalone	\$100,000	\$100,000	\$0	\$0	\$100,000	
1123824	WLCF SEA LA VILLA MEADOWS N A Standalone	\$300,000	\$300,000	\$0	\$0	\$300,000	
1123825	WLCF SEA ROOSEVELT URBAN PARK Standalone	\$1,000,000	\$1,000,000	\$0	\$0	\$1,000,000	
1123827	WLCF KC HOLLY FARM ACQ Standalone	\$25,000	\$25,000	\$0	\$0	\$25,000	
1123828	WLCF KC MITCHELL HILL FOR ADD Standalone	\$100,000	\$100,000	\$0	\$0	\$100,000	
1123829	WLCF KC SNOQ VLLY MILL/TR LNK Standalone	\$239,035	\$239,035	\$0	\$0	\$239,035	
1123830	WLCF KC SOUTH FORK SKYKOMISH Standalone	\$50,000	\$50,000	\$0	\$0	\$50,000	
1123831	WLCF KC ENUMCLAW FOOTHILL TR Standalone	\$25,000	\$25,000	\$0	\$0	\$25,000	
1123832	WLCF KC GATEWAY TO GREEN APD Standalone	\$300,000	\$300,000	\$0	\$0	\$300,000	
1123833	WLCF KC MIDDLE GREEN RIV REST Standalone	\$700,000	\$700,000	\$0	\$0	\$700,000	
1123834	WLCF KC SOOS CREEK PRK/TR ADD Standalone	\$200,000	\$200,000	\$0	\$0	\$200,000	
1123835	WLCF KC BOISE CRK RESTORATN Standalone	\$25,000	\$25,000	\$0	\$0	\$25,000	
1124473	WLCF KC Lower Green River Standalone	\$400,000	\$400,000	\$0	\$0	\$400,000	
3151 - Conservation Futures Levy Subfund		\$0	\$19,199,186	\$19,199,186	\$21,180,507	\$22,792,544	\$63,172,237

3160

Parks, Recreation and Open Space

Project Number	Project Name	Proposed Omnibus	FY15-16 thru 11/9 amend.	Proposed FY15-16	FY17-18	FY19-20	Total Budget Amended
1039557	PKS GREEN RIVER TRAIL		\$344,983	\$344,983			\$344,983
1039583	PKS FMD AUDITOR CPO (1039583) Administrative		\$13,734	\$13,734	\$0	\$0	\$13,734
1039611	PKS M: PARKS FACILITY REHAB Project with Subprojects		\$1,316,294	\$1,316,294	\$0	\$0	\$1,316,294
1039614	PKS GREENBRIDGE HOPE 6 Administrative		\$53,831	\$53,831	\$0	\$0	\$53,831
1039848	PKS ASSOC DLVP/ PARTNER PM Project with Subprojects		\$1,600,000	\$1,600,000	\$0	\$0	\$1,600,000
1039868	PKS REGIONAL TRAILS PLAN Administrative		\$199,550	\$199,550	\$0	\$0	\$199,550
1039883	PKS GREEN RIVER TR P 3 ACQ		(\$344,983)	(\$344,983)			(\$344,983)
1046211	PKS PARKS JOINT DEV PLAN Administrative		\$955,771	\$955,771	\$0	\$0	\$955,771
1046212	PKS PARKS BUDGET DEV Administrative		\$1,750,831	\$1,750,831	\$0	\$0	\$1,750,831

1046228	PKS ACQN EVALTNS MASTER Administrative	\$200,000	\$200,000	\$0	\$0	\$200,000	
1121442	PKS M:CIP MITIGATION Project with Subprojects	\$1,049,131	\$1,049,131	\$0	\$0	\$1,049,131	
1122161	PKS M: CENTRAL MAINT SHOP Project with Subprojects	\$4,696,968	\$4,696,968	\$0	\$0	\$4,696,968	
1122162	PKS M: SYNTHETIC TURF REPLACE Standalone	\$1,134,864	\$1,134,864	\$0	\$0	\$1,134,864	
1122178	PKS SNO VALLEY TRAIL ADD Standalone	\$1,251,718	\$1,251,718	\$0	\$0	\$1,251,718	
3160 - Parks, Recreation and Open Space		\$0	\$14,222,692	\$14,222,692	\$0	\$0	\$14,222,692

3292

SWM CIP Non-bond

Project Number	Project Name	Proposed Omnibus	FY15-16 thru 9/14 amend.	FY15-16 Amended	FY17-18	FY19-20	Total Budget
1033882	WLER ECO RESTORE & PROTECT Project with Subprojects		\$1,129,025	\$1,129,025	\$1,200,001	\$1,200,000	\$3,529,026
1034167	WLER WRIA 7 ECOSYSTEM RESTORATN Project with Subprojects		\$678,200	\$678,200	\$6,010,000	\$6,580,000	\$13,268,200
1034171	WLER WRIA8 ECOSYSTEM RESTORATN Project with Subprojects		\$1,704,251	\$1,704,251	\$4,751,000	\$1,100,000	\$7,555,251
1034245	WLER WRIA9 ECOSYSTEM RESTORATN Project with Subprojects		\$601,100	\$601,100	\$3,300,001	\$1,920,000	\$5,821,101
1034280	WLER WRIA10 ECOSYSTEM RESTORATN Project with Subprojects		\$810,000	\$810,000	\$400,000	\$200,000	\$1,410,000
1034282	WLER VASHON ECOSYSTEM RESTORAT Project with Subprojects		\$1,924,456	\$1,924,456	\$1,151,380	\$500,000	\$3,575,836
1034287	WLER SMALL HABITAT RESTORATION Project with Subprojects		\$729,568	\$729,568	\$700,000	\$700,000	\$2,129,568
1034310	WLER MONITORING & MAINT Project with Subprojects		\$681,572	\$681,572	\$600,000	\$600,000	\$1,881,572
1048125	WLSWC PUBLIC SAFETY/PROPERTY Project with Subprojects		\$9,040,773	\$9,040,773	\$7,920,000	\$8,010,000	\$24,970,773
1048364	WLSWCND NEIGHBORHOOD DRN ASST Project with Subprojects		\$119,999	\$119,999	\$220,000	\$220,000	\$559,999
1111168	WLFAC CAPITAL PROJECT OVERSIGHT Administrative		\$55,951	\$55,951	\$0	\$0	\$55,951
1114123	WLER PORTER LEVEE SETBACK Standalone		\$3,090,831	\$3,090,831	\$0	\$0	\$3,090,831
1114197	WLSWC STEWSHP WQ COST SHRE Standalone		\$125,000	\$125,000	\$150,000	\$150,000	\$425,000
1117559	WLSWC FAIRWOOD 11 PIPE PHASE 2 Standalone		\$1,270,000	\$1,270,000	\$150,000	\$0	\$1,420,000
1117841	WLFAC 3RD BURDEN IMPCT		(\$30,000)	(\$30,000)			(\$30,000)
1119894	WLSWCAD ADAP AG DRAINAGE PRGM Project with Subprojects		\$633,000	\$633,000	\$220,000	\$220,000	\$1,073,000
1124928	TRANSFER TO ROADS DRAINAGE PRESERVATION - PROJECT 1111819 Transfer		\$2,000,000	\$2,000,000	\$0	\$0	\$2,000,000
3292 - SWM CIP Non-bond		\$0	\$24,563,726	\$24,563,726	\$26,772,382	\$21,400,000	\$72,736,108

3310

Long Term Lease

Project Number	Project Name	Proposed Omnibus	FY15-16 thru 9/14 amend.	Proposed FY15-16	FY17-18	FY19-20	Total Budget Amended
1039895	DES LTLF MASTER PROJECT Project with Subprojects		\$97,299,523	\$97,299,523	\$0	\$0	\$97,299,523
1124541	DES LTLF AUBURN PH LEASE TERM Standalone		\$501,135	\$501,135	\$0	\$0	\$501,135
1124570	DES LTLF CNK RECONFIG DPH/DCHS Standalone		\$148,942	\$148,942	\$0	\$0	\$148,942
3310 - Long Term Lease		\$0	\$97,949,600	\$97,949,600	\$0	\$0	\$97,949,600

3361

PUGET SOUND EMERGENCY RADIO NETWORK

Project Number	Project Name	Proposed Omnibus	FY15-16 thru 9/14 amend.	Proposed FY15-16	FY17-18	FY19-20	Total Budget Amended
----------------	--------------	------------------	--------------------------	------------------	---------	---------	----------------------

1126875	Puget Sound Emergency Radio Network Phase III, IV and V Standalone	\$54,998,975	\$54,998,975	\$163,450,503	\$8,560,462	\$227,009,940
		\$0	\$54,998,975	\$54,998,975	\$163,450,503	\$8,560,462

3380

Airport Construction

Project Number	Project Name	Proposed Omnibus	FY15-16 thru 9/14 amend.	Proposed FY15-16	FY17-18	FY19-20	Total Budget Amended
1028653	AD PAVEMENT REHABILITATION Project with Subprojects		\$750,000	\$750,000	\$1,150,000	\$900,000	\$2,800,000
1124683	AD NEW ARFF FACILITY		\$500,000	\$500,000	\$0	\$0	\$500,000
1028654	AD STEAM PLANT ACCESS ROAD Standalone		\$650,000	\$650,000	\$0	\$0	\$650,000
1028663	Fire Truck Overhaul Standalone		\$0	\$0	\$472,085	\$0	\$472,085
1028673	AD CAPITAL PROJECT OVERSIGHT Administrative		\$5,664	\$5,664	\$0	\$0	\$5,664
1119982	AD AIRPORT REDEVELOPMENT Project with Subprojects		\$0	\$0	\$5,300,000	\$6,300,000	\$11,600,000
1120730	AD AIRPORT FACILITIES REPAIR Project with Subprojects		\$1,896,302	\$1,896,302	\$900,000	\$2,300,000	\$5,096,302
1120731	AD AIRPORT FLEET Project with Subprojects		\$0	\$0	\$200,000	\$500,000	\$700,000
1124093	AD AIRPORT MASTER PLAN UPDATE Administrative		\$1,333,333	\$1,333,333	\$0	\$0	\$1,333,333
1124536	AD TERMINAL ENERGY CONTROLS Standalone		\$803,698	\$803,698	\$0	\$0	\$803,698
1126425	AD SECURITY TECHNOLOGY PLANNING		\$150,000	\$150,000	\$0	\$0	\$150,000
1126426	AD AIRPORT PHYSICAL SECURITY IMPROVEMENTS		\$650,000	\$650,000	\$0	\$0	\$650,000
3380001	AD FUTURE CAPITAL PROJECTS Administrative		\$0	\$0	\$410,720	\$437,746	\$848,466
	3380 - Airport Construction		\$0	\$6,738,997	\$8,432,805	\$10,437,746	\$25,609,548

3421

Major Maintenance Reserve Sub

Project Number	Project Name	Proposed Omnibus	FY15-16 thru 9/14 amend.	FY15-16 Amended	FY17-18	FY19-20	Total Budget
1039349	DES FMD PRECINCT 4 INT DOORS Technical Adjustment/Close-Out request		\$19,645	\$19,645	\$0	\$0	\$19,645
1039427	DES FMD AD BLDG FLOOR FINISHES Technical Adjustment/Close-Out request		\$1,720	\$1,720	\$0	\$0	\$1,720
1039430	DES FMD MRJC DET FLOOR FINSHES Technical Adjustment/Close-Out request		\$12,446	\$12,446	\$0	\$0	\$12,446
1039432	DES FMD MRJC DET OTR ELEC SYSM Technical Adjustment/Close-Out request		(\$323,105)	(\$323,105)	\$0	\$0	(\$323,105)
1039455	DES FMD YESLER SPRINKLERS Technical Adjustment/Close-Out request		\$16,996	\$16,996	\$0	\$0	\$16,996
1039457	DES FMD CHINOOK FLOOR FINISHES Technical Adjustment/Close-Out request		\$1,108	\$1,108	\$0	\$0	\$1,108
1039458	DES FMD CH ELEVATOR DOORS Technical Adjustment/Close-Out request		\$1,670	\$1,670	\$0	\$0	\$1,670
1039459	DES FMD EARL EXTERIOR FINISHES Technical Adjustment/Close-Out request		\$171	\$171	\$0	\$0	\$171
1039483	DES FMD CH COMMUNCN & SECURITY Standalone		(\$194,426)	(\$194,426)	\$0	\$0	(\$194,426)
1039484	DES FMD ORCAS PEDESTRIAN PAVNG Technical Adjustment/Close-Out request		\$18,888	\$18,888	\$0	\$0	\$18,888
1039485	DES MRJC COURTS DOM WTR DISTRB Standalone		(\$181,648)	(\$181,648)	\$0	\$0	(\$181,648)
1039487	DES FMD MRJC CRTS OTR ELEC SYS Technical Adjustment/Close-Out request		\$745	\$745	\$0	\$0	\$745
1039510	DES FMD YSLR REPLCE COIL CONDND Technical Adjustment/Close-Out request		(\$316)	(\$316)	\$0	\$0	(\$316)
1039511	DES FMD YSC SPRUCE DSTRBN SYSM Standalone		(\$210,927)	(\$210,927)	\$0	\$0	(\$210,927)

1039512	DES FMD SHRLNE DC ROOF COVRNGS Technical Adjustment/Close-Out request	(\$46,249)	(\$46,249)	\$0	\$0	(\$46,249)
1039513	DES FMD YSC SPRUCE EXT WALLS Technical Adjustment/Close-Out request	\$394	\$394	\$0	\$0	\$394
1039655	DES FMD DYS SPRUCE INT DOORS Technical Adjustment/Close-Out request	(\$43,131)	(\$43,131)	\$0	\$0	(\$43,131)
1039665	DES FMD CH PLUMBING FIXTURES Standalone	(\$697,708)	(\$697,708)	\$0	\$0	(\$697,708)
1039667	Debt Service Project Administrative	\$1,499,950	\$1,499,950	\$0	\$0	\$1,499,950
1039674	DES FMD CH CNTRLS & INSTRUMNTN Technical Adjustment/Close-Out request	(\$123,611)	(\$123,611)	\$0	\$0	(\$123,611)
1039688	DES FMD-MMRF EMERGENT NEED- EXISTING PROJECTS Administrative	\$600,000	\$600,000	\$600,000	\$600,000	\$1,800,000
1039690	DES FMD PH NDMSC ELEC SERV/DST Technical Adjustment/Close-Out request	(\$266)	(\$266)	\$0	\$0	(\$266)
1039691	DES FMD CH OTHER HVAC SYSTEMS Technical Adjustment/Close-Out request	\$7,867	\$7,867	\$0	\$0	\$7,867
1039692	DES FMD ORCAS PARKING LOTS Technical Adjustment/Close-Out request	\$18,031	\$18,031	\$0	\$0	\$18,031
1039708	DES FMD RJC COURT FLR FINISHES Standalone	(\$208,813)	(\$208,813)	\$0	\$0	(\$208,813)
1039719	DES FMD KCCF DISTRIBUTION LIST Technical Adjustment/Close-Out request	(\$49,424)	(\$49,424)	\$0	\$0	(\$49,424)
1039721	DES FMD DC NE RDMND SITE LIGHT Technical Adjustment/Close-Out request	\$513	\$513	\$0	\$0	\$513
1039724	DES FMD BD EVID-LAB-WHSE LIGHT Technical Adjustment/Close-Out request	\$26	\$26	\$0	\$0	\$26
1039729	DES FMD KCCF EXT WALL FINISHES Technical Adjustment/Close-Out request	(\$692)	(\$692)	\$0	\$0	(\$692)
1039730	DES FMD RJC COURT OTH EQ WIND Technical Adjustment/Close-Out request	\$41,500	\$41,500	\$0	\$0	\$41,500
1039734	DES FMD YSC SPRUCE FIRE ALARM Standalone	\$182,836	\$182,836	\$0	\$0	\$182,836
1039747	DES FMD CH WINDOW REPAIR PH I Technical Adjustment/Close-Out request	\$2,049	\$2,049	\$0	\$0	\$2,049
1039749	DES FMD AD BLDG REPIPE HW TANK Technical Adjustment/Close-Out request	(\$11)	(\$11)	\$0	\$0	(\$11)
1039756	Capital Project Oversight Administrative	\$12,969	\$12,969	\$12,000	\$12,000	\$36,969
1039767	DES FMD KENT ANML SHLTR FINISH Technical Adjustment/Close-Out request	\$563	\$563	\$0	\$0	\$563
1039809	DES FMD MARR LOT HAZARD REMEDN Technical Adjustment/Close-Out request	\$162	\$162	\$0	\$0	\$162
1039812	DES FMD YSC-SPRUCE TERM & PKGS Technical Adjustment/Close-Out request	(\$1,199)	(\$1,199)	\$0	\$0	(\$1,199)
1039835	DES FMD CH TEST AND BALANCING Technical Adjustment/Close-Out request	\$2,013	\$2,013	\$0	\$0	\$2,013
1039837	DES FMD DC SHRELNE FIRE ALARM Technical Adjustment/Close-Out request	\$6,185	\$6,185	\$0	\$0	\$6,185
1039858	DES FMD YESLER BUILDING FLOOR Technical Adjustment/Close-Out request	\$386	\$386	\$0	\$0	\$386
1039901	DES FMD PH FED WAY VAV BOXES Technical Adjustment/Close-Out request	\$24,822	\$24,822	\$0	\$0	\$24,822
1040331	Countywide Building Survey Administrative	\$158,028	\$158,028	\$164,660	\$150,000	\$472,688
1040332	Budget Prep Administrative	\$150,000	\$150,000	\$150,000	\$150,000	\$450,000
1040333	DES FMD COURTHOUSE INT DOORS Technical Adjustment/Close-Out request	\$12,588	\$12,588	\$0	\$0	\$12,588
1040336	DES FMD BD EVID LAB WHSE DISTN Technical Adjustment/Close-Out request	\$914	\$914	\$0	\$0	\$914
1040795	DES FMD RVENSDALE RNGE BAFFLES Technical Adjustment/Close-Out request	\$5,760	\$5,760	\$0	\$0	\$5,760
1041013	DES FMD AD BLDG PEDESTRIAN PAV Technical Adjustment/Close-Out request	\$3,763	\$3,763	\$0	\$0	\$3,763
1041014	DES FMD RECORDS WHSE FIRE ALRM Technical Adjustment/Close-Out request	(\$65,090)	(\$65,090)	\$0	\$0	(\$65,090)

1041026	DES FMD KCCF FLOOR FINISHES Technical Adjustment/Close-Out request	\$3,321	\$3,321	\$0	\$0	\$3,321
1041028	DES FMD MRJC DET DISTRB SYST Technical Adjustment/Close-Out request	(\$1,238)	(\$1,238)	\$0	\$0	(\$1,238)
1045956	DES FMD RJC DET HEAT GEN SYSTM Technical Adjustment/Close-Out request	\$21,605	\$21,605	\$0	\$0	\$21,605
1045959	DES FMD DYS SPRUCE ELEC SERVICE Technical Adjustment/Close-Out request	\$1,283	\$1,283	\$0	\$0	\$1,283
1045962	DES FMD PRT 2 GATES FENCES STE Technical Adjustment/Close-Out request	\$99	\$99	\$0	\$0	\$99
1045998	DES FMD RJC DET GATE FENCE STE Technical Adjustment/Close-Out request	\$187	\$187	\$0	\$0	\$187
1046000	DES FMD DYS ALDER TEST BALANCE Technical Adjustment/Close-Out request	\$24	\$24	\$0	\$0	\$24
1046045	DES FMD MRJC ESCO PH 3 IMPRV Technical Adjustment/Close-Out request	\$186	\$186	\$0	\$0	\$186
1046325	DES FMD PH EASTGATE VAV BOX Technical Adjustment/Close-Out request	\$24,122	\$24,122	\$0	\$0	\$24,122
1046326	DES FMD PH EASTGTE CNTRLS N IN Technical Adjustment/Close-Out request	\$18,008	\$18,008	\$0	\$0	\$18,008
1046327	DES FMD PH RENTON TEST N BAL Technical Adjustment/Close-Out request	\$1,188	\$1,188	\$0	\$0	\$1,188
1046328	DES FMD DC SHRELINE TERM N Pkg Technical Adjustment/Close-Out request	\$11,156	\$11,156	\$0	\$0	\$11,156
1046329	DES FMD RJC DET CNTRLS N INSTM Technical Adjustment/Close-Out request	\$23,667	\$23,667	\$0	\$0	\$23,667
1046364	DES FMD RJC DET PARK GARG FLR Technical Adjustment/Close-Out request	\$266	\$266	\$0	\$0	\$266
1046365	DES FMD PH FED WAY CNTRLS N IN Technical Adjustment/Close-Out request	\$4,160	\$4,160	\$0	\$0	\$4,160
1111467	DES FMD RJC DETCONT INSTR2011 Technical Adjustment/Close-Out request	\$26,592	\$26,592	\$0	\$0	\$26,592
1113067	DES FMD GOAT HILL PARK GARAGE Technical Adjustment/Close-Out request	\$0	\$0	\$0	\$0	\$0
1113070	DES FMD RAVENSDALE RANGE Technical Adjustment/Close-Out request	\$0	\$0	\$0	\$0	\$0
1113072	DES FMD YOUTH SERVICES CENTER Technical Adjustment/Close-Out request	\$0	\$0	\$0	\$0	\$0
1113074	DES FMD FINANCIAL ACTIVITY Technical Adjustment/Close-Out request	\$11,892	\$11,892	\$0	\$0	\$11,892
1113075	DES FMD RENTON DC Technical Adjustment/Close-Out request	\$0	\$0	\$0	\$0	\$0
1113076	DES FMD KCCF Administrative	\$0	\$0	\$3,479,235	\$3,035,123	\$6,514,358
1113077	DES FMD PRCT 2 KENMORE Administrative	\$0	\$0	\$0	\$0	\$0
1113078	DES FMD YESLER BLDG Technical Adjustment/Close-Out request	\$0	\$0	\$0	\$0	\$0
1113079	DES FMD NORTH (NDMSC) CLINIC Technical Adjustment/Close-Out request	\$0	\$0	\$0	\$0	\$0
1113080	DES FMD AUBURN PH CLINIC Technical Adjustment/Close-Out request	\$0	\$0	\$0	\$0	\$0
1113081	DES FMD EARLINGTON BLDG Administrative	\$0	\$0	\$0	\$150,000	\$150,000
1113083	DES FMD BARCLAY DEAN BLDG Administrative	\$0	\$0	\$461,577	\$0	\$461,577
1113086	DES FMD COURTHOUSE BLDG Administrative	\$0	\$0	\$825,817	\$2,500,000	\$3,325,817
1113087	DES FMD ISSAQUAH DC Administrative	\$0	\$0	\$0	\$150,000	\$150,000
1113089	DES FMD ELECTIONS WAREHOUSE Technical Adjustment/Close-Out request	\$0	\$0	\$0	\$0	\$0
1113091	DES FMD KING STREET CENTER Technical Adjustment/Close-Out request	\$0	\$0	\$0	\$0	\$0
1113093	DES FMD COUNTYWIDE PROJECTS Technical Adjustment/Close-Out request	\$0	\$0	\$0	\$0	\$0
1113096	DES FMD PRCT 4 BURIEN SW Administrative	\$0	\$0	\$91,113	\$125,000	\$216,113

1113097	DES FMD SHORELINE DC Administrative	\$0	\$0	\$0	\$150,000	\$150,000
1113102	DES FMD RENTON PH CLINIC Technical Adjustment/Close-Out request	\$0	\$0	\$0	\$0	\$0
1113105	DES FMD REDMOND NE DC Administrative	\$0	\$0	\$53,760	\$197,202	\$250,962
1113106	DES FMD BLACK RIVER BLDG Technical Adjustment/Close-Out request	\$0	\$0	\$0	\$0	\$0
1113107	DES FMD MRJC Administrative	\$0	\$0	\$4,288,025	\$3,000,000	\$7,288,025
1113108	DES FMD ORCAS BLDG Administrative	\$0	\$0	\$0	\$75,000	\$75,000
1113112	DES FMD ADMINISTRATION BLDG Administrative	\$0	\$0	\$28,891	\$1,030,675	\$1,059,566
1113114	DES FMD BURIEN SW DC Administrative	\$0	\$0	\$0	\$75,000	\$75,000
1113115	DES FMD MRJC Detn Heat Wheels Standalone	(\$1,830)	(\$1,830)	\$0	\$0	(\$1,830)
1113117	DES FMD PRCT 3 MAPLE VALLEY Technical Adjustment/Close-Out request	\$0	\$0	\$0	\$0	\$0
1113118	DES FMD MARR LOT-LK YOUNGS Technical Adjustment/Close-Out request	\$0	\$0	\$0	\$0	\$0
1113120	DES FMD RCECC Technical Adjustment/Close-Out request	\$0	\$0	\$0	\$0	\$0
1113121	DES FMD EASTGATE PH CLINIC Administrative	\$0	\$0	\$303,592	\$0	\$303,592
1113123	DES FMD NORTSHORE PH CLINIC Technical Adjustment/Close-Out request	\$0	\$0	\$0	\$0	\$0
1113125	DES FMD REGIONAL ANIMAL SHELTE Technical Adjustment/Close-Out request	\$0	\$0	\$0	\$0	\$0
1113126	DES FMD CHINOOK BLDG Technical Adjustment/Close-Out request	\$0	\$0	\$0	\$0	\$0
1113127	DES FMD FEDERAL WAY PH CLINIC Technical Adjustment/Close-Out request	\$0	\$0	\$0	\$0	\$0
1113128	DES FMD RECORDS WAREHOUSE Administrative	\$0	\$0	\$691,330	\$0	\$691,330
1114237	DES FMD AB ROOF COVER 5TH AVE Technical Adjustment/Close-Out request	\$23,822	\$23,822	\$0	\$0	\$23,822
1114355	DES FMD CH MEP STUDY Technical Adjustment/Close-Out request	(\$27,842)	(\$27,842)	\$0	\$0	(\$27,842)
1114359	Elections Building Parking Lot Standalone	\$502,702	\$502,702	\$0	\$0	\$502,702
1114361	KC Garage Roof Toppings Standalone	\$254,471	\$254,471	\$0	\$0	\$254,471
1114364	DES FMD KCCF EXTERIOR DOORS Standalone	\$86,056	\$86,056	\$0	\$0	\$86,056
1114371	DES FMD MRJC-CRT DSTRBN COILS Technical Adjustment/Close-Out request	\$27,672	\$27,672	\$0	\$0	\$27,672
1116697	DES FMD PH EASTGATE FLOOR FIN Technical Adjustment/Close-Out request	\$3,790	\$3,790	\$0	\$0	\$3,790
1116698	DES FMD PH FED WAY FLOOR FIN Technical Adjustment/Close-Out request	\$4,736	\$4,736	\$0	\$0	\$4,736
1116699	Police Prec. #4 Burien Parking Lots Standalone	\$90,651	\$90,651	\$0	\$0	\$90,651
1116702	DES FMD DC SHORELN EXTR WINDWS Standalone	(\$109,594)	(\$109,594)	\$0	\$0	(\$109,594)
1116874	DES FMD MRJC DOM WATER DISTRB Technical Adjustment/Close-Out request	\$38,445	\$38,445	\$0	\$0	\$38,445
1121222	DES FMD MRJC ENTRANCE GATE REP Technical Adjustment/Close-Out request	(\$24,327)	(\$24,327)	\$0	\$0	(\$24,327)
1121959	DES FMD KAS KENNEL ROOF Technical Adjustment/Close-Out request	(\$50,313)	(\$50,313)	\$0	\$0	(\$50,313)
1121961	DES FMD CH FIRE ALARM SYSTEMS Standalone	(\$173,715)	(\$173,715)	\$0	\$0	(\$173,715)
1121962	King Co Courthouse Roof Coverings Standalone	\$903,973	\$903,973	\$0	\$0	\$903,973
1121986	DES FMD CH DJA FLOOR FINISHES Technical Adjustment/Close-Out request	\$6,015	\$6,015	\$0	\$0	\$6,015

1121988	Kent Animal Shelter Office Terminal and Package Units Standalone	\$185,595	\$185,595	\$0	\$0	\$185,595
1121989	Kent Animal Shelter - Kennel Terminal and Package Units Standalone	\$134,231	\$134,231	\$0	\$0	\$134,231
1121994	Police Barclay Dean Evidence Office Terminal and Package Units Standalone	\$111,310	\$111,310	\$0	\$0	\$111,310
1124014	DES FMD KCCF WALL FNSHS	\$75,000	\$75,000			\$75,000
1124124	Admin. Bldg. Heat Generating Systems Standalone	\$122,604	\$122,604	\$0	\$0	\$122,604
1124127	MRJC Detention Cooling Towers Standalone	\$150,194	\$150,194	\$0	\$0	\$150,194
1124128	MRJC Detention Heating & Cooling Coils Standalone	\$477,974	\$477,974	\$0	\$0	\$477,974
1124129	Admin. Bldg. Heating and Cooling Coils Standalone	\$736,811	\$736,811	\$0	\$0	\$736,811
1124130	King Co. Courthouse Exterior Doors Standalone	\$190,045	\$190,045	\$0	\$0	\$190,045
1124131	King Co. Courthouse Security Standalone	\$68,487	\$68,487	\$0	\$0	\$68,487
1124132	KCCF Roof Openings -1W Yard Out Standalone	\$64,930	\$64,930	\$0	\$0	\$64,930
1124133	Police Barclay Dean Evidence Whse Parking Lots Standalone	\$64,781	\$64,781	\$0	\$0	\$64,781
1124134	Police Barclay Dean Evidence Office Fire Alarm Systems Standalone	\$125,987	\$125,987	\$0	\$0	\$125,987
1124141	Kent Animal Shelter - Kennel Testing and Balancing Standalone	\$47,264	\$47,264	\$0	\$0	\$47,264
1124142	KSC Consolidation Phase 2-Carpet & Paint Flrs 3,4,7,8 Standalone	\$444,175	\$444,175	\$0	\$0	\$444,175
1124143	Maple Valley Precinct 3 Testing and Balancing Standalone	\$44,143	\$44,143	\$0	\$0	\$44,143
1124161	MRJC Detention Cooling Generating Systems Standalone	\$241,304	\$241,304	\$0	\$0	\$241,304
1124162	KCCF Terminal and Package Units Standalone	\$690,866	\$690,866	\$0	\$0	\$690,866
1124163	KCCF Domestic Water Distribution Standalone	\$760,888	\$760,888	\$0	\$0	\$760,888
1124164	Youth Service Center-Spruce Roof Coverings	\$290,268	\$290,268	\$0	\$0	\$290,268
1124165	Admin. Bldg. Pedestrian Paving Standalone	\$53,011	\$53,011	\$0	\$0	\$53,011
1124166	King Co. Courthouse Terminal and Package Units	\$1,141,682	\$1,141,682	\$0	\$0	\$1,141,682
1124167	KCCF Other Electrical Systems Standalone	\$34,349	\$34,349	\$0	\$0	\$34,349
1124169	MRJC Courthouse Security Standalone	\$265,438	\$265,438	\$0	\$0	\$265,438
1124213	Police Barclay Dean Evidence Whse Roof Construction Standalone	\$130,204	\$130,204	\$0	\$0	\$130,204
1124214	Kent Animal Shelter Office Controls and Instrumentation Standalone	\$121,838	\$121,838	\$0	\$0	\$121,838
1124471	DES FMD RECORDS WHSE ROOF CVR Standalone	\$480,639	\$480,639	\$0	\$0	\$480,639
1124472	DES FMD KCCH SYS REVITALIZ Standalone	\$1,226,751	\$1,226,751	\$0	\$0	\$1,226,751
1124564	DES FMD CFJC Technical Adjustment/Close-Out request	\$0	\$0	\$0	\$0	\$0
1124568	DES FMD PRCT3 MV FLD RPT CXA Standalone	\$220,411	\$220,411	\$0	\$0	\$220,411
1124606	DES FMD MMRF QUICK RESPONSE Project with Subprojects	\$150,000	\$150,000	\$150,000	\$150,000	\$450,000

1124914	KCCF- Wall Finishes Standalone	\$0	\$0	\$100,000	\$100,000	\$200,000	
3421 - Major Maintenance Reserve Sub		\$0	\$11,210,502	11,210,502	\$11,400,000	\$11,650,000	\$34,260,502

3461 Regional Justice Center Projects							
Project Number	Project Name	Proposed Omnibus	FY15-16 thru 9/14 amend.	Proposed FY15-16	FY17-18	FY19-20	Total Budget Amended
1124551	DES FMD TRANSF TO 3951-1123605 Standalone		\$918,190	\$918,190	\$0	\$0	\$918,190
3461 - Regional Justice Center Projects		\$0	\$918,190	\$918,190	\$0	\$0	\$918,190

3473 Radio Services CIP Fund							
Project Number	Project Name	Proposed Omnibus	FY15-16 thru 9/14 amend.	Proposed FY15-16	FY17-18	FY19-20	Total Budget Amended
1047311	KCIT EMER RADIO EQ REPLACE ASM Technical Adjustment/Close-Out request		(\$48,445)	(\$48,445)	\$0	\$0	(\$48,445)
1047312	KCIT PS NEXT GEN VOICE/DATA Technical Adjustment/Close-Out request		(\$20,001)	(\$20,001)	\$0	\$0	(\$20,001)
1047315	KCIT RADIO INFRA FACILITY AND Technical Adjustment/Close-Out request		(\$133,559)	(\$133,559)	\$0	\$0	(\$133,559)
1047320	KCIT VHF UHF NARROWBANDING Technical Adjustment/Close-Out request		(\$161,672)	(\$161,672)	\$0	\$0	(\$161,672)
1111945	KCIT RADIO COMM INFRASTRUCTURE Technical Adjustment/Close-Out request		(\$14,356)	(\$14,356)	\$0	\$0	(\$14,356)
1115922	Subscriber Radios Replacement Standalone		\$1,100,000	\$1,100,000	\$0	\$0	\$1,100,000
3473 - Radio Services CIP Fund		\$0	\$721,967	\$721,967	\$0	\$0	\$721,967

3490 Parks Facilities Rehab							
Project Number	Project Name	Proposed Omnibus	FY15-16 thru 9/14 amend.	Proposed FY15-16	FY17-18	FY19-20	Total Budget Amended
1040750	PKS FEASIBILITY STUDIES Standalone		\$100,000	\$100,000	\$0	\$0	\$100,000
1040756	PKS FMD CAPL PRJT OVERSIGHT 349 (1040756)		\$2,672	\$2,672	\$0	\$0	\$2,672
1040889	PKS SMALL CONTRACTS Project with Subprojects		\$2,202,593	\$2,202,593	\$0	\$0	\$2,202,593
1041074	PKS SIGNAGE Standalone		\$25,000	\$25,000	\$0	\$0	\$25,000
3490 - Parks Facilities Rehab		\$0	\$2,330,265	\$2,330,265	\$0	\$0	\$2,330,265

3522 Open Space Non-bond County Projects							
Project Number	Project Name	Proposed Omnibus	FY15-16 thru 9/14 amend.	Proposed FY15-16	FY17-18	FY19-20	Total Budget Amended
1047267	WLOS GRANT CONTINGENCY Project with Subprojects		\$6,233,000	\$6,233,000	\$3,000,000	\$3,000,000	\$12,233,000
1122103	WLOS Riverbend Reloc/Rental Standalone		\$800,000	\$800,000	\$0	\$0	\$800,000
3522 - Open Space Non-bond County Projects		\$0	\$7,033,000	\$7,033,000	\$3,000,000	\$3,000,000	\$13,033,000

3581 Parks Capital Fund							
Project Number	Project Name	Proposed Omnibus	FY15-16 thru 9/14 amend.	Proposed FY15-16	FY17-18	FY19-20	Total Budget Amended
1044588	PKS BASS/BEAVER/DANDY LK-PEL Standalone		\$600,000	\$600,000	\$0	\$0	\$600,000
1044590	PKS BEAR CREEK WATERWAYS Standalone		\$185,000	\$185,000	\$0	\$0	\$185,000
1044592	PKS AUDITOR CAPITAL PROJECT OVERSIGHT		\$58,573	\$58,573	\$0	\$0	\$58,573
1044598	PKS COUGAR-SQUAK CORRIDOR PEL Standalone		\$1,050,837	\$1,050,837	\$0	\$0	\$1,050,837
1044600	PKS M:E Lake Samm Trail Project with Subprojects		\$5,160,751	\$5,160,751	\$0	\$0	\$5,160,751
1044668	PKS FOOTHILLS REGIONAL TRAIL Project with Subprojects		\$1,640,401	\$1,640,401	\$0	\$0	\$1,640,401

1044750	PKS MITCHELL HILL DUTHIE Standalone	\$750,000	\$750,000	\$0	\$0	\$750,000
1044754	PKS PARKS CAPITAL DEFAULT Administrative	\$590,257	\$590,257	\$0	\$0	\$590,257
1044755	PKS PATTERSON CREEK ADDTN-PEL Standalone	\$704,163	\$704,163	\$0	\$0	\$704,163
1044835	PKS REGIONAL OPEN SPACE INITI Standalone	\$9,784,926	\$9,784,926	\$0	\$0	\$9,784,926
1044916	PKS TOLT RIVER ADDITIONS Standalone	\$100,000	\$100,000	\$0	\$0	\$100,000
1047004	PKS PARADISE-JUDD CK (VI)-PEL Standalone	\$160,000	\$160,000	\$0	\$0	\$160,000
1047185	PKS ENUMCLAW FORESTED FOOTHIL Standalone	\$200,000	\$200,000	\$0	\$0	\$200,000
1112621	PKS South County Regional Tra Project with Subprojects	\$2,875,000	\$2,875,000	\$0	\$0	\$2,875,000
1114770	PKS SOOS CREEK REGIONAL PARK Standalone	\$400,000	\$400,000	\$0	\$0	\$400,000
1114773	PKS ISLAND CTR FOREST ADD Standalone	\$350,000	\$350,000	\$0	\$0	\$350,000
1116953	PKS BLK DIAMOND NA ADD	(\$417)	(\$417)			(\$417)
1116954	PKS MIDDLE GREEN RIVER ACQ Standalone	\$700,000	\$700,000	\$0	\$0	\$700,000
1116957	WHITE RIVER FOREST Standalone	(\$1,250,000)	(\$1,250,000)	\$0	\$0	(\$1,250,000)
1120085	PKS M:GREEN2CEDAR RIVER TRAIL Standalone	\$8,117,200	\$8,117,200	\$0	\$0	\$8,117,200
1121155	PKS M:EASTSIDE RAIL CORR (ERC) Standalone	\$1,300,000	\$1,300,000	\$0	\$0	\$1,300,000
1121443	PKS M:TRAILHEAD DEV & ACCESS Project with Subprojects	\$1,171,329	\$1,171,329	\$0	\$0	\$1,171,329
1121450	PKS M:RAGING RVR FRST/ECHO LK	(\$139,035)	(\$139,035)			(\$139,035)
1121451	PKS M:GRIFFIN CREEK NA Standalone	\$100,000	\$100,000	\$0	\$0	\$100,000
1121453	PKS M:ShinglemillCrk PRSRV&TRL	(\$107)	(\$107)			(\$107)
1121455	PKS M:RTS MOBILITY CONNECTIONS Standalone	\$100,000	\$100,000	\$0	\$0	\$100,000
1121498	PKS M:PLAYAREA REHAB Project with Subprojects	\$862,710	\$862,710	\$691,000	\$400,000	\$1,953,710
1121499	PKS M:BRIDGE&TRESTLE PROGRAM Project with Subprojects	\$689,300	\$689,300	\$0	\$0	\$689,300
1121500	PKS M:REG TRL SURFACE IMPR Project with Subprojects	\$645,510	\$645,510	\$0	\$0	\$645,510
1122160	PKS M:TAYLOR MTN FRST ADD Standalone	\$25,000	\$25,000	\$0	\$0	\$25,000
1123804	PKS M:GREEN TO DUWAMISH REG TR Standalone	\$302,567	\$302,567	\$0	\$0	\$302,567
1123892	PKS M: BALLFLD, SPRT CRT REHAB Project with Subprojects	\$1,697,389	\$1,697,389	\$0	\$0	\$1,697,389
1123893	PKS M: RSTRM REHAB & RPLMNT Project with Subprojects	\$986,577	\$986,577	\$0	\$0	\$986,577
1123894	PKS M: PK LOT & PTHWY RHB Project with Subprojects	\$949,722	\$949,722	\$0	\$0	\$949,722
1123895	PKS M: BLDG STRUCTURE Project with Subprojects	\$2,318,403	\$2,318,403	\$0	\$0	\$2,318,403
1123896	PKS M: DRNGE/SWR/WTR SYSTM RHB Standalone	\$941,859	\$941,859	\$0	\$0	\$941,859
1123924	PKS M:RAVENSDALE RTRT NA ADD Standalone	\$150,000	\$150,000	\$0	\$0	\$150,000
1123925	PKS M:EMERALD NCKLCE TR Standalone	\$25,000	\$25,000	\$0	\$0	\$25,000
1123926	PKS M:S FRK SKYKMSH CORR CONSV Standalone	\$50,000	\$50,000	\$0	\$0	\$50,000
1123927	PKS M: SVT MILL SITE TR Standalone	\$689,035	\$689,035	\$0	\$0	\$689,035

1123928	PKS M:SNO CORR REC PTNSHP Standalone	\$225,000	\$225,000	\$0	\$0	\$225,000	
1123929	PKS M:MIDDLE FORK SNO ADD Standalone	\$175,000	\$175,000	\$0	\$0	\$175,000	
1123996	PKS M: MARYMOOR PARK Project with Subprojects	\$1,468,080	\$1,468,080	\$0	\$0	\$1,468,080	
1124055	PKS: M ASSET MGT SYS Administrative	\$300,000	\$300,000	\$0	\$0	\$300,000	
1124477	PKS M: CHINOOK WIND Standalone	\$350,000	\$350,000	\$0	\$0	\$350,000	
1124478	PKS M: LOWER GREEN RIVER Standalone	\$400,000	\$400,000	\$0	\$0	\$400,000	
1124479	PKS M: TOKUL BRIDGE IMPLMNTN Standalone	\$2,112,642	\$2,112,642	\$0	\$0	\$2,112,642	
1124834	PKS M: ERC ACQUISITION Standalone	\$12,500,000	\$12,500,000	\$0	\$0	\$12,500,000	
3581 - Parks Capital Fund		\$0	\$62,572,672	\$62,572,672	\$691,000	\$400,000	\$63,663,672

3591

Marine Capital Fund

Project Number	Project Name	Proposed Omnibus	FY15-16 thru 9/14 amend.	Proposed FY15-16	FY17-18	FY19-20	Total Budget Amended
1111716	MD TERMINAL IMPROVEMENTS Standalone		\$500,000	\$500,000	\$0	\$0	\$500,000
1111718	MD SEATTLE FERRY TERMINAL Standalone		\$6,045,136	\$6,045,136	\$0	\$0	\$6,045,136
1111725	MD VESSEL ACQUISITION Standalone		\$4,058,470	\$4,058,470	\$0	\$0	\$4,058,470
1111731	MD VASHON TERMINAL IMPROVEMENTS Standalone		\$443,754	\$443,754	\$0	\$0	\$443,754
1111735	MD MARINE VESSEL LEASES Standalone		\$338,561	\$338,561	\$0	\$0	\$338,561
3591001	MD WEST SEATTLE TERMINAL REPLACEMENT Standalone		\$0	\$0	\$0	\$815,781	\$815,781
3591 - Marine Capital Fund		\$0	\$11,385,921	\$11,385,921	\$0	\$815,781	\$12,201,702

3611

Wastewater Treatment CIP Fund

Project Number	Project Name	Proposed Omnibus	FY15-16 thru 9/14 amend.	Proposed FY15-16	FY17-18	FY19-20	Total Budget Amended
1037498	WTC STRUCTURE SITE IMPROVEMENT Project with Subprojects		\$9,408,147	\$9,408,147	\$6,860,981	\$6,873,273	\$23,142,401
1037510	WTC BARTON PS UPGRADE Standalone		\$749,604	\$749,604	\$0	\$0	\$749,604
1037513	WTC BIOSOLIDS TRANSP Standalone		\$2,908,795	\$2,908,795	\$2,259,242	\$1,408,847	\$6,576,884
1037515	WTC MURRAY PS UPGRADE Standalone		\$1,058,041	\$1,058,041	\$0	\$0	\$1,058,041
1037544	WTC Conveyance Pipeline Easement Reconciliation		(\$600,000)	(\$600,000)	\$0	\$0	(\$600,000)
1037546	WTC BRIGHTWATER CONVEYANCE		(\$3,000,000)	(\$3,000,000)	\$0	\$0	(\$3,000,000)
1037549	WTC CAPITAL PROJECT OVERSIGHT Administrative		\$400,986	\$400,986	\$0	\$0	\$400,986
1037592	WTC W DIV RS AND PS UPGRADES Standalone		(\$4,922,947)	(\$4,922,947)	\$0	\$0	(\$4,922,947)
1037594	WTC 53RD STREET PS UPGRADE Technical Adjustment/Close-Out request		(\$135,747)	(\$135,747)	\$0	\$0	(\$135,747)
1037597	WTC FAIRWOOD ALT ROUTING Technical Adjustment/Close-Out request		(\$581,492)	(\$581,492)	\$0	\$0	(\$581,492)
1037765	WTC WATER QUALITY CAP OUTLAY Standalone		\$810,900	\$810,900	\$571,615	\$596,864	\$1,979,379
1037767	WTC BIOSOLIDS SITE DEVELOPMENT Standalone		\$778,413	\$778,413	\$792,035	\$428,094	\$1,998,542
1037768	WTC AGRICULTURAL EQUIPMENT Standalone		\$649,173	\$649,173	\$507,133	\$283,140	\$1,439,446
1037769	WTC WTD TECHNOLOGY PROGRAM DEV Standalone		\$1,839,030	\$1,839,030	\$1,751,027	\$1,834,255	\$5,424,312

1037789	WTC CONVEYANCE SYS IMPROVEMENT Project with Subprojects	\$7,465,630	\$7,465,630	\$20,405,282	\$50,035,813	\$77,906,725
1037810	WTC SEDIMENT MANAGEMENT PLAN Standalone	\$0	\$0	\$15,122,901	\$3,147,793	\$18,270,694
1037811	WTC HCP BIOLOGICAL RESPONSE Technical Adjustment/Close-Out request	\$113	\$113	\$0	\$0	\$113
1037815	WTC EAST DIVISION CORR REPAIRS Standalone	\$943,403	\$943,403	\$816,578	\$989,178	\$2,749,159
1038099	WTC MITIGATION SITE MAINT MON Standalone	\$598,787	\$598,787	\$1,103,776	\$1,182,626	\$2,885,189
1038121	WTC SP PHASE III ODOR CONTROL Standalone	(\$689,220)	(\$689,220)	\$0	\$0	(\$689,220)
1038122	WTC SUNSET HEATH PS FM UPGRADE Standalone	\$6,522,554	\$6,522,554	\$49,969,909	\$695,192	\$57,187,655
1038127	WTC BARTON CSO Standalone	\$151,318	\$151,318	\$0	\$0	\$151,318
1038129	WTC LOWER DUWAMISH SUPERFUND Standalone	\$9,406,932	\$9,406,932	\$618,137	\$0	\$10,025,069
1038252	WTC STP CNVRT DSFCT TO SODIUM Technical Adjustment/Close-Out request	(\$158,292)	(\$158,292)	\$0	\$0	(\$158,292)
1038273	WTC ODOR CORROSION Project with Subprojects	\$8,430,638	\$8,430,638	\$5,945,052	\$4,586,993	\$18,962,683
1038294	WTC NOAA NON PROJECT SPEC Standalone	\$130,655	\$130,655	\$0	\$57,415	\$188,070
1038295	WTC BIOSOLIDS EQUIPMENT Standalone	\$425,243	\$425,243	\$252,984	\$188,307	\$866,534
1038314	WTC E DIV SCNDRY TANK COATING Standalone	\$361,983	\$361,983	\$134,065	\$0	\$496,048
1038335	WTC ELECTRICAL I AND C Project with Subprojects	\$9,073,783	\$9,073,783	\$6,352,715	\$6,470,666	\$21,897,164
1038448	WTC MAGNOLIA CSO Standalone	\$3,381,198	\$3,381,198	\$0	\$0	\$3,381,198
1038449	WTC NORTH BEACH CSO Standalone	\$3,029,299	\$3,029,299	\$0	\$0	\$3,029,299
1047697	WTC FREMONT SIPHON Standalone	\$6,367,979	\$6,367,979	\$0	\$0	\$6,367,979
1048049	WTC WTD CIP CONTINGENCY FUND	\$10,000,000	\$10,000,000	\$0	\$0	\$10,000,000
1048076	WTC CONVEYANCE H2S CORR REHAB Project with Subprojects	\$1,247,043	\$1,247,043	\$0	\$0	\$1,247,043
1048077	WTC ENVIR LAB ENERGY IMPROVMNT Standalone	\$1,653,693	\$1,653,693	\$5,299	\$0	\$1,658,992
1048079	WTC ROOF REPL WTD FACILITIES Project with Subprojects	\$1,173,819	\$1,173,819	\$866,857	\$0	\$2,040,676
1113189	WTC PROCESS REPLACEMENT IMPROV Project with Subprojects	\$9,708,147	\$9,708,147	\$6,342,564	\$6,786,992	\$22,837,703
1113196	WTC MECHANICAL UPGRADE AND REP Project with Subprojects	\$10,308,705	\$10,308,705	\$7,160,981	\$7,029,383	\$24,499,069
1113247	WTC PIPELINE REPLACEMENT Project with Subprojects	\$10,239,082	\$10,239,082	\$7,045,052	\$6,786,992	\$24,071,126
1113334	WTC COMP PLANNING REPORTING Project with Subprojects	\$7,796,437	\$7,796,437	\$6,514,386	\$5,913,107	\$20,223,930
1113351	WTC LAB ASSET MGMT PROGRAM Standalone	\$2,555,988	\$2,555,988	\$2,318,071	\$3,278,802	\$8,152,861
1114367	WTC SP RPLS RS PMPS MTRS DRVS Standalone	\$1,413,252	\$1,413,252	\$71,000	\$0	\$1,484,252
1114368	WTC SP ETS RPLC PK PMPS VFDS Standalone	\$1,882,726	\$1,882,726	\$96,093	\$0	\$1,978,819
1114373	WTC SP ETS RPLC DUTY PMPS VFDS Standalone	\$3,464,825	\$3,464,825	\$19,199	\$0	\$3,484,024
1114374	WTC WP RPLC SOLIDS CNTRL SYS Standalone	\$1,992,242	\$1,992,242	\$38,792	\$0	\$2,031,034
1114376	WTC WP RPLC LIQUIDS CNTRL SYS Standalone	\$1,061,010	\$1,061,010	\$109,773	\$0	\$1,170,783
1114381	WTC WP RS PMP ENGINE EMISSIONS Standalone	\$680,370	\$680,370	\$0	\$0	\$680,370
1114382	WTC N CREEK INTERCEPTOR Standalone	\$1,326,577	\$1,326,577	\$0	\$0	\$1,326,577

1114383	WTC RECLAIM H2O PLAN & INFSTRC Standalone	\$480,598	\$480,598	\$1,735,603	\$2,864,052	\$5,080,253	
1116794	WTC N LK SAM FLOW DIVERSION Standalone	\$1,314,448	\$1,314,448	\$25,010,066	\$0	\$26,324,514	
1116795	WTC N CREEK FM RELIAB MODS Standalone	\$9,164,158	\$9,164,158	\$153,553	\$0	\$9,317,711	
1116796	WTC SP RECLAIMED H2O FAC MODS Standalone	\$679,403	\$679,403	\$0	\$0	\$679,403	
1116797	WTC JAM/ARC BLDG REPLACEMENT Standalone	\$455,481	\$455,481	\$295,054	\$0	\$750,535	
1116798	WTC WP OGADS REPLACEMENT Standalone	\$2,711,867	\$2,711,867	\$29,989,864	\$0	\$32,701,731	
1116799	WTC WP MIXER REPLACEMENT Standalone	(\$1,166,000)	(\$1,166,000)	\$0	\$0	(\$1,166,000)	
1116800	WTC N MERCER ENATAI INT PAR Standalone	\$604,972	\$604,972	\$3,989,118	\$73,610,752	\$78,204,842	
1116801	WTC LK HILLS&NW LK SAM INTCPT Standalone	\$3,225,907	\$3,225,907	\$38,266,467	\$0	\$41,492,374	
1116802	WTC HANFD AT RAINIER & BVIEW N Standalone	\$26,475,666	\$26,475,666	\$740,981	\$0	\$27,216,647	
1117748	WTC WP PS VFD DWTR ENRGY Standalone	\$5,557,931	\$5,557,931	\$1,172,993	\$462,427	\$7,193,351	
1121402	WTC BRANDON MICHIGAN CSO Standalone	\$29,752,511	\$29,752,511	\$133,066,112	\$747,935	\$163,566,558	
1121403	WTC SP DIGESTER ROOF EQ REPL Standalone	\$2,260,964	\$2,260,964	\$0	\$0	\$2,260,964	
1121404	WTC IPS HIGH VOLT SG REPL Standalone	\$2,545,618	\$2,545,618	\$0	\$0	\$2,545,618	
1121409	WTC W MICHIGAN TERMINAL 115 GS Standalone	\$10,340,419	\$10,340,419	\$132,541	\$0	\$10,472,960	
1121410	WTC UNIVERSITY GSI Standalone	\$0	\$0	\$12,710,945	\$1,777,945	\$14,488,890	
1121411	WTC MONTLAKE GSI Standalone	\$0	\$0	\$12,947,810	\$795,179	\$13,742,989	
1121412	WTC 11TH AVE NW GSI Standalone	\$764,724	\$764,724	\$0	\$0	\$764,724	
1123517	WTC E FLEET MAINT FAC REPLCMNT Standalone	\$4,520,365	\$4,520,365	\$8,686,827	\$0	\$13,207,192	
1123624	WTC COAL CRK SIPHON & TRUNK PA Standalone	\$1,389,315	\$1,389,315	\$6,767,982	\$1,472,363	\$9,629,660	
1123625	WTC SP HYPO CAUSTIC CHEM STORE Standalone	\$4,016,638	\$4,016,638	\$901,257	\$0	\$4,917,895	
1123626	WTC SP BIOGAS HEAT SYS IMPROVE Standalone	\$5,909,473	\$5,909,473	\$19,073,436	\$0	\$24,982,909	
1123627	WTC WP 2ND MIX LIQ BLOWER REPL Standalone	\$901,584	\$901,584	\$0	\$0	\$901,584	
1123628	WTC LIBERTY BOAT REPLACEMENT Standalone	\$2,723,357	\$2,723,357	\$0	\$0	\$2,723,357	
1123629	WTC DENNY RS BACKUP POWER Standalone	\$923,270	\$923,270	\$918,545	\$0	\$1,841,815	
1123630	WTC CORROSION REHAB 2017-2021 Standalone	\$2,418,180	\$2,418,180	\$7,667,073	\$10,255,797	\$20,341,050	
1123631	WTC RESILIENCY & RECOVERY PROG Standalone	\$6,159,525	\$6,159,525	\$13,636,766	\$17,649,945	\$37,446,236	
1123632	WTC KENT AUBURN PHASE B Standalone	\$27,305,800	\$27,305,800	\$0	\$0	\$27,305,800	
1123633	WTC NB OUTFALL REPLACEMENT Standalone	\$0	\$0	\$5,125,826	\$21,318,483	\$26,444,309	
1123634	WTC WP CHLORINE BLDG MODS Standalone	\$670,272	\$670,272	\$0	\$0	\$670,272	
1124096	WTC FUTURE CAPITAL PROJECTS Standalone	\$0	\$0	\$51,372,588	\$61,959,671	\$113,332,259	
1126444	WTC CAPITAL PROJECTS CLOSEOUT	\$3,399,000	\$3,399,000	\$2,218,236	\$1,457,787	\$7,075,023	
3611 - Wastewater Treatment CIP Fund		\$0	\$286,814,268	\$286,814,268	\$520,631,142	\$302,946,068	\$1,110,391,478

Project Number	Project Name	Proposed Omnibus	FY15-16 thru 11/9 amend.	Proposed FY15-16	FY17-18	FY19-20	Total Budget Amended
1028617	Regional Signal Priority Technical Adjustment/Close-Out request		(\$476,819)	(\$476,819)	\$0	\$0	(\$476,819)
1028619	Property Leases Budget Project with Subprojects		\$0	\$0	\$1,419,902	\$1,491,354	\$2,911,256
1028620	Transit Oriented Development Project with Subprojects		\$330,227	\$330,227	\$510,000	\$510,000	\$1,350,227
1028621	Atlantic Central Expansion Technical Adjustment/Close-Out request		(\$299)	(\$299)	\$0	\$0	(\$299)
1028624	Transit Oriented Development Convention Place Project with Subprojects		\$1,460,182	\$1,460,182	\$0	\$0	\$1,460,182
1028629	Real Time Systems Investment Technical Adjustment/Close-Out request		(\$874,672)	(\$874,672)	\$0	\$0	(\$874,672)
1028636	Bus Vapor Class Adj Pedals Standalone		(\$1,688,400)	(\$1,688,400)	\$0	\$0	(\$1,688,400)
1028642	Mobile Router Technical Adjustment/Close-Out request		(\$1,942)	(\$1,942)	\$0	\$0	(\$1,942)
1028666	Trolley Ext to Light Rail Technical Adjustment/Close-Out request		(\$3,768)	(\$3,768)	\$0	\$0	(\$3,768)
1028716	Radio/AVL Replacement Project with Subprojects		(\$1,349,680)	(\$1,349,680)	\$0	\$0	(\$1,349,680)
1028717	TDC Urban Amenities Technical Adjustment/Close-Out request		(\$116,638)	(\$116,638)	\$0	\$0	(\$116,638)
1028718	Non Revenue Vehicle Replacement Standalone		\$3,192,409	\$3,192,409	\$4,268,616	\$4,572,102	\$12,033,127
1028723	40 FT BUS Project with Subprojects		\$117,367,713	\$117,367,713	\$1,726,238	\$1,888,967	\$120,982,918
1028727	DSTT WMD Detection Technical Adjustment/Close-Out request		(\$52,198)	(\$52,198)	\$0	\$0	(\$52,198)
1028770	System BRT Corridor Project with Subprojects		(\$13,529,562)	(\$13,529,562)	\$0	\$0	(\$13,529,562)
1028773	RapidRide Passenger Facilities General Project with Subprojects		\$645,000	\$645,000	\$0	\$0	\$645,000
1028777	Signage Replacement Standalone		\$1,803,547	\$1,803,547	\$455,676	\$0	\$2,259,223
1028793	ADA Van Purchases Project with Subprojects		\$2,278,961	\$2,278,961	\$9,674,182	\$14,659,022	\$26,612,165
1028812	Capital Management and Reporting System Standalone		\$2,520,460	\$2,520,460	\$0	\$0	\$2,520,460
1028813	SOUND TRANSIT OBS REIMBURSABLE Technical Adjustment/Close-Out request		(\$195,772)	(\$195,772)	\$0	\$0	(\$195,772)
1028816	60 FT BUS Project with Subprojects		\$344,760,072	\$344,760,072	\$137,518,475	\$2,946,482	\$485,225,029
1028827	TD CAPITAL PROJECT OVERSIGHT Administrative		\$58,573	\$58,573	\$0	\$0	\$58,573
1028828	Vehicle Charging Stations Technical Adjustment/Close-Out request		(\$4,923)	(\$4,923)	\$0	\$0	(\$4,923)
1028829	AC OPERATIONS BUILDING Technical Adjustment/Close-Out request		(\$25,008)	(\$25,008)	\$0	\$0	(\$25,008)
1028830	Transit Priority Improvement Project with Subprojects		\$1,613,962	\$1,613,962	\$1,749,629	\$2,293,632	\$5,657,223
1028832	On Demand Bike Locker Program Technical Adjustment/Close-Out request		(\$11,053)	(\$11,053)	\$0	\$0	(\$11,053)
1028854	VANPOOL FLEET Standalone		\$10,977,667	\$10,977,667	\$14,218,000	\$20,369,000	\$45,564,667
1111769	Warehouse Replacement Standalone		(\$215,310)	(\$215,310)	\$5,819,117	\$0	\$5,603,807
1111770	TD EMERGENT NEED-EXISTING PROJECTS Administrative		\$0	\$0	\$0	\$0	\$0
1111771	Radio Alaskan Way Tunnel Standalone		\$422,431	\$422,431	\$0	\$0	\$422,431
1111785	Customer Information Platform Project with Subprojects		\$0	\$0	\$795,210	\$1,461,222	\$2,256,432

1111786	Facilities Master Plan Standalone	(\$141,733)	(\$141,733)	\$0	\$0	(\$141,733)
1111789	Orca Vending Machines Standalone	(\$541,609)	(\$541,609)	\$0	\$0	(\$541,609)
1111971	Battery Dominant Bus Standalone	\$0	\$0	\$0	\$0	\$0
1111973	Brickyard P&R Expansion Technical Adjustment/Close-Out request	(\$3,940)	(\$3,940)	\$0	\$0	(\$3,940)
1111985	East King County Transit Imp Technical Adjustment/Close-Out request	(\$8,154)	(\$8,154)	\$0	\$0	(\$8,154)
1111993	Fiber Replacement Technical Adjustment/Close-Out request	(\$341,047)	(\$341,047)	\$0	\$0	(\$341,047)
1112002	Transit Security Enhancements Technical Adjustment/Close-Out request	(\$45,644)	(\$45,644)	\$0	\$0	(\$45,644)
1112009	GreenLake P&R Improvements Technical Adjustment/Close-Out request	(\$7,190)	(\$7,190)	\$0	\$0	(\$7,190)
1112014	Ryerson Base Renovation Technical Adjustment/Close-Out request	(\$5,074)	(\$5,074)	\$0	\$0	(\$5,074)
1112015	Downtown Southend Pathway Standalone	\$4,811,000	\$4,811,000	\$0	\$0	\$4,811,000
1112016	S.E. Connector Facilities Technical Adjustment/Close-Out request	(\$12,093)	(\$12,093)	\$0	\$0	(\$12,093)
1114074	60 FT TROLLEY BUS Standalone	\$5,343,357	\$5,343,357	\$50,000	\$0	\$5,393,357
1114075	40 FT TROLLEY BUS Project with Subprojects	(\$19,018,826)	(\$19,018,826)	\$0	\$0	(\$19,018,826)
1115954	Transit Asset Maintenance Project with Subprojects	\$23,188,049	\$23,188,049	\$44,867,345	\$48,802,362	\$116,857,756
1116014	Information System Preservation Project with Subprojects	\$824,284	\$824,284	\$804,000	\$1,764,000	\$3,392,284
1116015	Trolley Overhead, Shelter and Equip Repl Project with Subprojects	\$6,329,199	\$6,329,199	\$6,807,644	\$5,595,026	\$18,731,869
1116036	Capital Outlay Project with Subprojects	\$221,451	\$221,451	\$375,230	\$401,956	\$998,637
1116057	Northgate TOD Project with Subprojects	(\$9,649,731)	(\$9,649,731)	\$258,641	\$4,674,540	(\$4,716,550)
1116071	Op Facility Improvement Budget Project with Subprojects	(\$370,214)	(\$370,214)	\$2,145,793	\$1,434,616	\$3,210,195
1116072	Bus Zone Safety Project with Subprojects	\$861,960	\$861,960	\$926,861	\$992,876	\$2,781,697
1116073	Shelters & Lighting Project with Subprojects	\$3,675,427	\$3,675,427	\$4,174,662	\$4,525,563	\$12,375,652
1116107	Ride Free Area Technical Adjustment/Close-Out request	(\$2,170)	(\$2,170)	\$0	\$0	(\$2,170)
1116112	TROLLEY MODS Project with Subprojects	(\$206,597)	(\$206,597)	\$532,879	\$1,019,730	\$1,346,012
1116236	Rider Information Systems Project with Subprojects	(\$298,865)	(\$298,865)	\$0	\$0	(\$298,865)
1116246	RapidRide F Line Project with Subprojects	(\$2,858,303)	(\$2,858,303)	\$0	\$0	(\$2,858,303)
1116743	Rt 101 Transit Corridor Improvements Standalone	(\$378,034)	(\$378,034)	\$0	\$0	(\$378,034)
1116745	Third Avenue Improvements Project with Subprojects	\$3,386,244	\$3,386,244	\$0	\$0	\$3,386,244
1116746	Legacy TSP Replacement Standalone	(\$270,368)	(\$270,368)	\$0	\$0	(\$270,368)
1116944	Mobile Ticketing Pilot Project Standalone	(\$3,252,000)	(\$3,252,000)	\$0	\$0	(\$3,252,000)
1116944	Mobile Ticketing Pilot Project Standalone	\$471,000	\$471,000	\$0	\$0	\$471,000
1117069	35 FT BUS Standalone	(\$8,155,568)	(\$8,155,568)	\$0	\$0	(\$8,155,568)
1117191	Ryerson Base Lift Replacement Standalone	\$1,470,247	\$1,470,247	\$69,312	\$0	\$1,539,559
1124069	S&R Corridor Program Project with Subprojects	\$4,050,000	\$4,050,000	\$0	\$0	\$4,050,000
1124125	A/C OPS AND WAREHOUSE DEMO Project with Subprojects	\$3,256,511	\$3,256,511	\$638,317	\$0	\$3,894,828

1124234	Radio Infrastructure Replacement Project with Subprojects	\$1,387,923	\$1,387,923	\$1,201,540	\$1,151,540	\$3,741,003
1124256	Regional Transit Connectivity Project with Subprojects	\$3,619,000	\$3,619,000	\$2,593,000	\$4,988,000	\$11,200,000
1124395	INTERIM POLICE FACILITY Project with Subprojects	\$1,975,800	\$1,975,800	\$25,000	\$0	\$2,000,800
1124396	RAPIDRIDE AVV & ELINK FAC Project with Subprojects	\$0	\$0	\$1,600,000	\$352,500	\$1,952,500
1124413	Real Time Improvements Project with Subprojects	\$600,522	\$600,522	\$556,752	\$0	\$1,157,274
1124415	HASTUS Planning Module Standalone	\$343,858	\$343,858	\$75,360	\$0	\$419,218
1124420	Business Reporting Database Standalone	\$0	\$0	\$936,633	\$1,453,499	\$2,390,132
1124427	Replace Signal Priority Equipment Standalone	\$578,313	\$578,313	\$0	\$0	\$578,313
1124429	Replace 4.9 Network & Mobile Router Standalone	\$1,648,977	\$1,648,977	\$14,573,231	\$0	\$16,222,208
1124439	Access Alt Fuel (LPG) Standalone	\$1,800,728	\$1,800,728	\$0	\$0	\$1,800,728
1124456	ORCA Replacement Standalone	\$748,000	\$748,000	\$28,116,000	\$1,000,000	\$29,864,000
1124523	CIP Grant Contingency Administrative	\$4,144,788	\$4,144,788	\$0	\$0	\$4,144,788
1124538	Bus Security Camera Replacement Standalone	\$6,785,250	\$6,785,250	\$214,750	\$0	\$7,000,000
1127330	TDC Comfort Stations	\$1,097,150	\$1,097,150	\$1,720,000	\$500,000	\$3,317,150
3641001	On Board Systems Replacement Administrative	\$0	\$0	\$2,000,000	\$32,000,000	\$34,000,000
3641002	Transit Police Building Administrative	\$0	\$0	\$15,500,000	\$1,000,000	\$16,500,000
3641003	Pedestrian Warning Systems Administrative	\$0	\$0	\$8,840,055	\$201,147	\$9,041,202
3641004	On Bus Camera Expansion Project with Subprojects	\$0	\$0	\$11,660,556	\$1,011,950	\$12,672,506
1124887	Strategic Technology Roadmap for Transit Standalone	\$550,000	\$550,000	\$0	\$0	\$550,000
1126349	Alternative Service Capital	\$2,316,144	\$2,316,144			\$2,316,144

3641 - Public Transportation Unrestricted	\$0	\$508,803,182	\$508,803,182	\$329,418,606	\$163,061,086	\$1,001,282,874
---	-----	---------------	---------------	---------------	---------------	-----------------

3673

Critical Areas Mitigation

Project Number	Project Name	Proposed Omnibus	FY15-16 thru 9/14 amend.	Proposed FY15-16	FY17-18	FY19-20	Total Budget Amended
1047594	WLMR CAO MR MASTER Project with Subprojects		\$15,189,447	\$15,189,447	\$4,000,000	\$4,000,000	\$23,189,447
3673 - Critical Areas Mitigation		\$0	\$15,189,447	\$15,189,447	\$4,000,000	\$4,000,000	\$23,189,447

3681

Real Estate Excise Tax (REET) #1

Project Number	Project Name	Proposed Omnibus	FY15-16 thru 9/14 amend.	Proposed FY15-16	FY17-18	FY19-20	Total Budget Amended
1033532	PSB REET 1 TRANSFER TO 3160 Administrative		\$7,687,545	\$7,687,545	\$0	\$0	\$7,687,545
1033533	PSB REET 1 TRANSFER TO 3490 Technical Adjustment/Close-Out request		(\$121,949)	(\$121,949)	\$0	\$0	(\$121,949)
1033534	PSB REET 1 DEBT SERVICE Administrative		\$2,107,940	\$2,107,940	\$0	\$0	\$2,107,940
1122223	PSB REET 1 TRANSFER TO 3581 Administrative		\$2,801,942	\$2,801,942	\$0	\$0	\$2,801,942
3681 - Real Estate Excise Tax (REET) #1		\$0	\$12,475,478	\$12,475,478	\$0	\$0	\$12,475,478

3682

Real Estate Excise Tax (REET) #2

Project Number	Project Name	Proposed Omnibus	FY15-16 thru 9/14 amend.	Proposed FY15-16	FY17-18	FY19-20	Total Budget Amended
1033537	PSB REET 2 TRANSFER TO 3160 Administrative		\$4,629,082	\$4,629,082	\$0	\$0	\$4,629,082

1033538	PSB REET 2 TRANSFER TO 3490 Administrative	\$1,951,068	\$1,951,068	\$0	\$0	\$1,951,068
1033539	PSB REET 2 DEBT SERVICE Administrative	\$1,076,875	\$1,076,875	\$0	\$0	\$1,076,875
1122224	PSB REET 2 TRANSFER TO 3581 Administrative	\$5,777,505	\$5,777,505	\$0	\$0	\$5,777,505
3682 - Real Estate Excise Tax (REET) #2		\$0	\$13,434,530	\$13,434,530	\$0	\$0

3691

Transfer of Development Credits Program

Project Number	Project Name	Proposed Omnibus	FY15-16 thru 9/14 amend.	Proposed FY15-16	FY17-18	FY19-20	Total Budget Amended
1033971	WLTD TDR BANK Standalone		\$7,000,000	\$7,000,000	\$3,000,000	\$1,000,000	\$11,000,000
1033976	WLTD TDR PROGRAM SUPPORT Standalone		\$330,132	\$330,132	\$350,238	\$371,567	\$1,051,937
3691 - Transfer of Development Credits Program		\$0	\$7,330,132	\$7,330,132	\$3,350,238	\$1,371,567	\$12,051,937

3721

GRNRVR FLD MTGTN TRANSFRS

Project Number	Project Name	Proposed Omnibus	FY15-16 thru 9/14 amend.	Proposed FY15-16	FY17-18	FY19-20	Total Budget Amended
1126360	DES FMD TRANS TO 3951 1121929		\$2,545,966	\$2,545,966			\$2,545,966
3721 - GRNRVR FLD MTGTN TRANSFRS		\$0	\$2,545,966	\$2,545,966	\$0	\$0	\$2,545,966

3771

OIRM Capital Fund

Project Number	Project Name	Proposed Omnibus	FY15-16 thru 9/14 amend.	Proposed FY15-16	FY17-18	FY19-20	Total Budget Amended
1039318	Elections: Election Management System Replacement Standalone		\$285,000	\$285,000	\$0	\$0	\$285,000
1046248	DES ABT PMO		(\$100,000)	(\$100,000)			(\$100,000)
1046261	DES ABT CHANGE MGMT CONT		(\$171,396)	(\$171,396)			(\$171,396)
1046996	DAJD 5 YR TECH PLAN		(\$40)	(\$40)			(\$40)
1047007	KCIT COMMNTY CORRCTN SYS UPGRD Technical Adjustment/Close-Out request		(\$5,811)	(\$5,811)	\$0	\$0	(\$5,811)
1047285	LSJI		(\$79,080)	(\$79,080)			(\$79,080)
1047291	CNTY WIDE IT ASSET MGMT		\$73,964	\$73,964			\$73,964
1047295	KCIT JJWEB Remediation		\$42,039	\$42,039			\$42,039
1047297	KCIT DATA CTR CONTINGENCY Technical Adjustment/Close-Out request		(\$41,862)	(\$41,862)	\$0	\$0	(\$41,862)
1047298	PCI Compliance		(\$145,153)	(\$145,153)			(\$145,153)
1111662	PKS REPLACEMENT OF RBASE Technical Adjustment/Close-Out request		(\$37,253)	(\$37,253)	\$0	\$0	(\$37,253)
1111663	KCSC KCMS REPLACEMENT Technical Adjustment/Close-Out request		(\$3,679)	(\$3,679)	\$0	\$0	(\$3,679)
1111666	KCIT District Ct E-Filing 2012		\$104	\$104			\$104
1111667	DIST CT-ECR AUTO INDEXING		(\$59,043)	(\$59,043)			(\$59,043)
1111671	KCSC JUV CT ORDERS E-FO Technical Adjustment/Close-Out request		(\$11,147)	(\$11,147)	\$0	\$0	(\$11,147)
1111930	KCIT DAJD JUV WORKFLOW-REQMNT Technical Adjustment/Close-Out request		(\$10,285)	(\$10,285)	\$0	\$0	(\$10,285)
1111932	KCIT Juvenile Court Electronic (KCSC Electronic Social Files)		(\$72,871)	(\$72,871)			(\$72,871)
1111933	KCIT POST ABT IMPLEMENTATION PROJECT		(\$76,942)	(\$76,942)	\$0	\$0	(\$76,942)
1111941	KCIT Promis Replacement		(\$500,000)	(\$500,000)			(\$500,000)
1111947	KCIT SYSTEM WIDE ENHANCED NETW Standalone		(\$260,597)	(\$260,597)	\$0	\$0	(\$260,597)

1111949	KCIT TRANSFER TO GENERAL FUND Administrative	\$920,000	\$920,000	\$0	\$0	\$920,000
1111952	KCIT NORCOM CBA/CAD Standalone	(\$118,000)	(\$118,000)	\$0	\$0	(\$118,000)
1111954	KCIT DISTRIBUTED ANTENNA NETWORK Technical Adjustment/Close-Out request	(\$10,819)	(\$10,819)	\$0	\$0	(\$10,819)
1111963	KCIT DATA CTR SPECIF-RELOCATIO Technical Adjustment/Close-Out request	(\$5,969)	(\$5,969)	\$0	\$0	(\$5,969)
1111964	KCIT PAO JUV WORKFLOW-REQUIRMT Technical Adjustment/Close-Out request	(\$15,552)	(\$15,552)	\$0	\$0	(\$15,552)
1111965	KCIT Advanced Sharepoint Hosting	(\$162,202)	(\$162,202)			(\$162,202)
1113959	ABT SIDE SYS INTEGRATION DAJD Technical Adjustment/Close-Out request	(\$104,620)	(\$104,620)	\$0	\$0	(\$104,620)
1113978	WEB CRITERIA DISPTCH GDLN Technical Adjustment/Close-Out request	(\$84,690)	(\$84,690)	\$0	\$0	(\$84,690)
1113980	DPH KCIT EMS CBD/CAD INTEGRATE Standalone	(\$218,733)	(\$218,733)	\$0	\$0	(\$218,733)
1116551	DES FMD CONSTR PRO MGMT SYS Standalone	(\$206,872)	(\$206,872)	\$0	\$0	(\$206,872)
1116895	Jail Management System Study	(\$236,533)	(\$236,533)			(\$236,533)
1116897	PRETRIAL RISK ASSESSMENT	(\$53,197)	(\$53,197)			(\$53,197)
1117279	KCIT DCHS DEMOG DATA CONSOL Technical Adjustment/Close-Out request	(\$147)	(\$147)	\$0	\$0	(\$147)
1117281	KCIT DCHS DMHP AND PS	(\$156,448)	(\$156,448)			(\$156,448)
1117788	DOA Accntg System Update	(\$146,403)	(\$146,403)			(\$146,403)
1117789	KCDC ONLINE MITIGATION(MITS)BC Standalone	(\$25,000)	(\$25,000)	\$0	\$0	(\$25,000)
1118627	EP Cust Relationship Mgmt	(\$444)	(\$444)			(\$444)
1118720	KCSO NEW GEN AFIS Technical Adjustment/Close-Out request	(\$2,187,386)	(\$2,187,386)	\$0	\$0	(\$2,187,386)
1119160	DES RALS REC OM EXCISE TAX Technical Adjustment/Close-Out request	(\$69,125)	(\$69,125)	\$0	\$0	(\$69,125)
1119229	Civic TV Program	\$114,350	\$114,350			\$114,350
1121217	ASSESS-PROPTY BASED SYS RPLC Technical Adjustment/Close-Out request	(\$8,545)	(\$8,545)	\$0	\$0	(\$8,545)
1121286	PSB PROJECT INFO CENTER RPT Technical Adjustment/Close-Out request	(\$5,000)	(\$5,000)	\$0	\$0	(\$5,000)
1121493	Constituent Engagement Services	\$521,088	\$521,088			\$521,088
1121610	EMS-EMIRF Application Replacement	(\$20)	(\$20)			(\$20)
1122190	DES-RiskMaster Software Upgrade	(\$56,014)	(\$56,014)			(\$56,014)
1122830	Elections Uniformed and Overseas Ballots	(\$1,818,700)	(\$1,818,700)			(\$1,818,700)
1122183	DAJD-Pretrial Risk Assessment Impl Deployment	(\$323,100)	(\$323,100)			(\$323,100)
1123857	PH: EMD AND T-CPR QJ APPLICATION Standalone	\$134,463	\$134,463	\$0	\$0	\$134,463
1123900	DJA: SCOMIS Replacement Project (DJA- CMS) Standalone	\$3,960,829	\$3,960,829	\$0	\$0	\$3,960,829
1124157	KCDC: Unified Case Management System Standalone	3,146,246 \$7,660,242	\$10,806,488	\$0	\$0	\$10,806,488
1124159	Parks: Facilities Scheduling System Replacement Standalone	\$401,921	\$401,921	\$0	\$0	\$401,921
1124170	FBOD: Countywide Electronic Payment Implementation Support Standalone	\$740,871	\$740,871	\$0	\$0	\$740,871
1124175	RALS: Records and License (Anthem) Software Replacement Standalone	\$2,735,261	\$2,735,261	\$0	\$0	\$2,735,261

1124179	HRD: Replacement of NEOGOV Standalone	\$403,460	\$403,460	\$0	\$0	\$403,460	
1124180	PSB: Managerial Accounting Pilot Standalone	\$0	\$0	\$0	\$0	\$0	
1124187	GIS: Regional Aerials Project Standalone	\$1,993,238	\$1,993,238	\$0	\$0	\$1,993,238	
1124221	KC DDD Fiscal Process Improvement Standalone	\$484,753	\$484,753	\$0	\$0	\$484,753	
1126533	HOF Youth Hmless Sys Plan	(\$90,000)	(\$90,000)			(\$90,000)	
1126543	DCHS Behavioral Health Integration	\$982,633	\$982,633			\$982,633	
1126544	DES BRC EBS Upgrade	\$5,519,433	\$5,519,433			\$5,519,433	
1126545	DES BRC Reporting Project	\$1,180,542	\$1,180,542			\$1,180,542	
1126546	DES RM Risk Master Replacement	\$176,671	\$176,671			\$176,671	
3771 - OIRM Capital Fund		\$3,146,246	\$20,652,183	\$23,798,429	\$0	\$0	\$23,798,429

3781

ITS Capital Fund

Project Number	Project Name	Proposed Omnibus	FY15-16 thru 9/14 amend.	Proposed FY15-16	FY17-18	FY19-20	Total Budget Amended
1047291	KCIT COUNTY WIDE IT ASSET MGMT Administrative		(\$147,388)	(\$147,388)	\$0	\$0	(\$147,388)
1047605	KCIT: DSS Replacement Standalone		\$1,175,595	\$1,175,595	\$0	\$0	\$1,175,595
1047610	KCIT Wan Replacement Standalone		\$1,000,000	\$1,000,000	\$0	\$0	\$1,000,000
1111938	KCIT LSJ IDX		\$500,000	\$500,000			\$500,000
1113997	Mainframe Re-host		\$1,826,027	\$1,826,027			\$1,826,027
1124574	KCIT: Enhance Wireless Connectivity Standalone		\$1,329,265	\$1,329,265	\$0	\$0	\$1,329,265
1124575	KCIT: IP Fax Project Standalone		\$120,000	\$120,000	\$0	\$0	\$120,000
1124576	KCIT: Westin Network Connection Upgrade Standalone		\$432,716	\$432,716	\$0	\$0	\$432,716
3781 - ITS Capital Fund		\$0	\$6,236,215	\$6,236,215	\$0	\$0	\$6,236,215

3810

Solid Waste Capital Equipment Recovery Fund

Project Number	Project Name	Proposed Omnibus	FY15-16 thru 9/14 amend.	Proposed FY15-16	FY17-18	FY19-20	Total Budget Amended
1033485	SW CERP CAPITAL REPAIRS Standalone		\$1,400,000	\$1,400,000	\$2,683,982	\$3,358,737	\$7,442,719
1033487	SW CERP EQ REPLACEMNT PURCHASE Standalone		\$6,000,000	\$6,000,000	\$7,500,000	\$8,835,133	\$22,335,133
3810 - Solid Waste Capital Equipment Recovery Fund		0	\$7,400,000	\$7,400,000	\$10,183,982	\$12,193,870	\$29,777,852

3850

Renton Maintenance Facilities Construction Fund

Project Number	Project Name	Proposed Omnibus	FY15-16 thru 9/14 amend.	Proposed FY15-16	FY17-18	FY19-20	Total Budget Amended
1026676	RSD ROOFING ENERGY EFFICIENCY Technical Adjustment/Close-Out request		(\$324,567)	(\$324,567)	\$0	\$0	(\$324,567)
1026677	RSD RNTN BLDG BOND DEBT RTRMT Technical Adjustment/Close-Out request		(\$663)	(\$663)	\$0	\$0	(\$663)
1026677	RSD RNTN BLDG BOND DEBT RTRMT		\$75	\$75			\$75
1026726	RSD INFORMATION TECH PROJECTS		(\$88,364)	(\$88,364)			(\$88,364)
1111172	RSD FACIL PRESERVATION C/WIDE Project with Subprojects		\$2,400,350	\$2,400,350	\$5,850,000	\$0	\$8,250,350
1111817	RSD SOUTH RGNL MAINT FACILITY Technical Adjustment/Close-Out request		(\$35,293)	(\$35,293)	\$0	\$0	(\$35,293)
1114789	RSD PROPERTY SALE TRANS COSTS Technical Adjustment/Close-Out request		(\$46,733)	(\$46,733)	\$0	\$0	(\$46,733)

1114791	RSD ROADS-RENTON FACILITY Technical Adjustment/Close-Out request	\$57,890	\$57,890	\$0	\$0	\$57,890	
1122928	RSD ELK RUN BUY OUT	(\$2,854,000)	(\$2,854,000)			(\$2,854,000)	
1124072	RSD SUMMIT PIT RELOCATION CIP	(\$2,639)	(\$2,639)			(\$2,639)	
1127270	RSD CW SNOW&ICE MTRLS STORAGE	\$2,900,000	\$2,900,000			\$2,900,000	
3850 - Renton Maintenance Facilities Construction Fund		\$0	\$2,006,056	\$2,006,056	\$5,850,000	\$0	\$7,856,056

3860

County Road Construction Fund

Project Number	Project Name	Proposed Omnibus	FY15-16 thru 9/14 amend.	Proposed FY15-16	FY17-18	FY19-20	Total Budget Amended
1026727	RSD 100 AV NE NE 132 NE 137 Standalone		(\$372,713)	(\$372,713)	\$0	\$0	(\$372,713)
1026728	RSD SAFER WILDLIFE COMM MBLTY		(\$1,347,288)	(\$1,347,288)			(\$1,347,288)
1026730	RSD NOVELTY HILL RD AVON 238		(\$1,044,444)	(\$1,044,444)			(\$1,044,444)
1026732	RSD PATTERSON CREEK BRG #180L		(\$61,305)	(\$61,305)			(\$61,305)
1026735	RSD W SNOQUALMIE VALLEY RD NE Standalone		\$4,980,000	\$4,980,000	\$0	\$0	\$4,980,000
1026737	RSD S 277 ST ITS 55AV S SR167		(\$36,411)	(\$36,411)			(\$36,411)
1026738	RSD S STAR LAKE MIL RD		(\$420)	(\$420)			(\$420)
1026739	RSD SOUTH PARK BRG Standalone		\$13,500,000	\$13,500,000	\$0	\$0	\$13,500,000
1026739	RSD SOUTH PARK BRG		\$0	\$0			\$0
1026740	RSD 16A SW ITS SW RXBRY SW116 Technical Adjustment/Close-Out request		(\$88,472)	(\$88,472)	\$0	\$0	(\$88,472)
1026742	RSD MILITARY RD S&S 342 ST		(\$1,320,726)	(\$1,320,726)			(\$1,320,726)
1026789	RSD ALVORD T BRG #3130 DEM		(\$52,465)	(\$52,465)			(\$52,465)
1026790	RSD NEWAUKUM CRK BRG RPLCMNT Technical Adjustment/Close-Out request		(\$107,312)	(\$107,312)	\$0	\$0	(\$107,312)
1026791	RSD SE SUMMIT LANDSBURG RD Standalone		(\$462,659)	(\$462,659)	\$0	\$0	(\$462,659)
1026793	RSD GRN VLY BR-E/O 180 AV NE Standalone		(\$229,171)	(\$229,171)	\$0	\$0	(\$229,171)
1026795	RSD 15 MILE CRK BRG RPLCMNT		(\$62,541)	(\$62,541)			(\$62,541)
1026796	RSD CIP BOND DEBT PAYMENT Technical Adjustment/Close-Out request		(\$11,050)	(\$11,050)	\$0	\$0	(\$11,050)
1026798	RSD EMERGENT NEED-EXISTING PROJECTS Administrative		(\$1,841,357)	(\$1,841,357)	\$2,207,000	\$2,387,000	\$2,752,643
1026798	RSD EMERGENT NEED		\$0	\$0			\$0
1026799	RSD RDS CIP GRANT CONTIGENCY Administrative		\$2,293,965	\$2,293,965	\$0	\$0	\$2,293,965
1026800	RSD CAPITAL PROJECT OVERSIGHT FUND 3860 Administrative		\$31,968	\$31,968	\$0	\$0	\$31,968
1026800	RSD CAP PROJ O S FUND 3860		\$0	\$0			\$0
1027158	RSD CW ROADWAY PRESERVATION Project with Subprojects		\$8,263,000	\$8,263,000	\$8,848,000	\$7,000,000	\$24,111,000
1027158	RSD CW ROADWAY PRESERVATION		\$0	\$0			\$0
1027160	RSD BRG PRIORITY MAINTNCE Standalone		\$500,000	\$500,000	\$500,000	\$500,000	\$1,500,000
1027161	RSD CLEAR ZONE SAFETY PROGRAM Project with Subprojects		\$500,000	\$500,000	\$500,000	\$500,000	\$1,500,000
1027163	RSD QUICK RESPONSE Project with Subprojects		\$7,000,000	\$7,000,000	\$8,000,000	\$9,000,000	\$24,000,000

1047575	RSD GRN VLLY BR/202P-212AV SE Standalone	(\$236,960)	(\$236,960)	\$0	\$0	(\$236,960)	
1111170	RSD COTTAGE LK CRK BRDGE #240A Standalone	(\$178,124)	(\$178,124)	\$0	\$0	(\$178,124)	
1111173	RSD W SNOQ VAL ROADWY REPAIR Technical Adjustment/Close-Out request	(\$375,837)	(\$375,837)	\$0	\$0	(\$375,837)	
1111174	RSD MILLER RIVER BRDGE REPLCMT Standalone	(\$2,500,000)	(\$2,500,000)	\$0	\$0	(\$2,500,000)	
1111175	RSD KENT KNGLEY RD CLVRT REPL Technical Adjustment/Close-Out request	(\$116,971)	(\$116,971)	\$0	\$0	(\$116,971)	
1111177	RSD ISSAQUAH HOBART RD SE	(\$138,244)	(\$138,244)			(\$138,244)	
1111819	RSD C W DRAINAGE PRESERVATION Project with Subprojects	\$12,000,000	\$12,000,000	\$6,000,000	\$5,400,000	\$23,400,000	
1114399	RSD AVONDALE RD ITS PHASE 1	(\$390,199)	(\$390,199)			(\$390,199)	
1114792	RSD ROADS-COUNTY ROAD CONST Administrative	\$256,153	\$256,153	\$0	\$0	\$256,153	
1114792	RSD ROADS-COUNTY ROAD CONST	\$0	\$0			\$0	
1114795	RSD BANDARET BRIDGE #493B Technical Adjustment/Close-Out request	(\$619)	(\$619)	\$0	\$0	(\$619)	
1114796	RSD SE 277 ST BRIDGE #3126 Standalone	(\$86,380)	(\$86,380)	\$0	\$0	(\$86,380)	
1114802	RSD 17 AV SE/SE 100-SW 104 ST Technical Adjustment/Close-Out request	\$85,203	\$85,203	\$0	\$0	\$85,203	
1115099	RSD MIDDLE FORK SNOQ RIVER RD	(\$348,978)	(\$348,978)			(\$348,978)	
1115252	RSD SE MID FORK SNOQ RIVER RD Technical Adjustment/Close-Out request	(\$180,114)	(\$180,114)	\$0	\$0	(\$180,114)	
1115255	RSD NE WD/DVL RD@W SNOQ VLY RD Standalone	(\$529,059)	(\$529,059)	\$0	\$0	(\$529,059)	
1115260	RSD BEAR CREEK BRIDGE #333A Standalone	(\$172,463)	(\$172,463)	\$0	\$0	(\$172,463)	
1115264	RSD KENT-BLACK DIAMND&SE292 ST	(\$63,652)	(\$63,652)			(\$63,652)	
1115607	RSD W SNOQ VY NE NE124-W/D RD	(\$453,399)	(\$453,399)			(\$453,399)	
1116543	RSD 78 AVE S/S 126-RENTON AVE S	(\$75,540)	(\$75,540)			(\$75,540)	
1116546	RSD SW CEMETERY ROAD & BEALL ROAD SW Standalone	(\$790,000)	(\$790,000)	\$0	\$0	(\$790,000)	
1116547	RSD RENTON AV S/68 AV-74 AV S	\$348,345	\$348,345			\$348,345	
1116888	RSD SW ROXBURY/28 AV-30 AV SW Standalone	\$575,000	\$575,000	\$0	\$0	\$575,000	
1124491	RSD 2015 RDWY LIGHT LED CONV Standalone	\$445,000	\$445,000	\$0	\$0	\$445,000	
1124836	RSD RENTON AV S/75 AV-S 126 ST	(\$130,363)	(\$130,363)			(\$130,363)	
1124962	RSD SKYKOMISH RIVER BRIDGE #999Z PAINT/RPR	\$1,473,900	\$1,473,900			\$1,473,900	
1124986	RSD CW HRRRP	\$3,205,000	\$3,205,000			\$3,205,000	
1125758	RSD W SNOQ VLY RD/NE124-W/D RD	\$961,421	\$961,421			\$961,421	
3860 - County Road Construction Fund		\$0	\$42,613,719	\$42,613,719	\$26,055,000	\$24,787,000	\$93,455,719

3873

HMC CONSTRUCTION 97

Project Number	Project Name	Proposed Omnibus	FY15-16 thru 9/14 amend.	Proposed FY15-16	FY17-18	FY19-20	Total Budget Amended
			\$3,502				\$ 3,502
1040798	DES FMD HMC CHILLER OPTIMZTION			\$ 3,502			\$ 3,502
1040915	DES FMD HMC BLDG AUTOMN UPRDE		(\$6,348)	\$ (6,348)			\$ (6,348)
1040916	DES FMD HMC CNTRL OPTIMIZATION		(\$478)	\$ (478)			\$ (478)
1040935	DES FMD HMC STEAM TRAP RPLCMNT		\$196	\$ 196			\$ 196

1046105	DES FMD HMC VIEW PRK GRAGE IIB			(\$23,691)	\$	(23,691)		\$	(23,691)
1046106	DES FMD HMC GATE CNTRL PRK PAY			(\$4,611)	\$	(4,611)		\$	(4,611)
3873 - HMC CONSTRUCTION 97		\$0	\$	(31,430)	\$	(31,430)	\$	-	(31,430)

3901

Solid Waste 1993 Bonds Construction Subfund

Project Number	Project Name	Proposed Omnibus	FY15-16 thru 9/14 amend.	Proposed FY15-16	FY17-18	FY19-20	Total Budget Amended
1033495	SW TS ROOF REPLACEMENTS Technical Adjustment/Close-Out request		(\$468,672)	(\$468,672)	\$0	\$0	(\$468,672)
1033497	SW SOUTH COUNTY RECYCLING & TS Standalone		\$0	\$0	\$76,622,781	\$981,809	\$77,604,590
1033501	SW HOUGHTON TS MITIGATION Technical Adjustment/Close-Out request		(\$397,222)	(\$397,222)	\$0	\$0	(\$397,222)
1033503	SW HARBOR IS SAFETY IMPROVMNTS Standalone		\$510,740	\$510,740	\$0	\$0	\$510,740
1033505	SW FAC CAPITAL PROJ CNTRL SPRT Standalone		\$326,204	\$326,204	\$1,330,941	\$0	\$1,657,145
1033507	SW CONSTRUCTION CAPITAL PROJECT OVERSIGHT		\$3,292	\$3,292	\$0	\$0	\$3,292
1115975	SW CEDAR FALLS DB IMPROVEMENT Standalone		\$26,219	\$26,219	\$0	\$0	\$26,219
1116833	SW CEDAR FALL ENV CNTRL SYS MO Standalone		\$1,322,225	\$1,322,225	\$0	\$0	\$1,322,225
1116838	SW ENUMCLAW ENV CNTRL SYS MOD Standalone		\$315,480	\$315,480	\$0	\$0	\$315,480
1116840	SW VASHON ENV CONTROL SYS MOD Standalone		\$311,358	\$311,358	\$0	\$0	\$311,358
1124104	SW HOBART LF COVER & GAS CNTRL Standalone		\$921,277	\$921,277	\$0	\$0	\$921,277
1124107	SW ALGONA TS DECONSTRUCTION Standalone		\$0	\$0	\$142,507	\$2,021,251	\$2,163,758
1124571	SW PARADIGM UPGRADE Standalone		\$458,379	\$458,379	\$0	\$0	\$458,379
3901 - Solid Waste 1993 Bonds Construction Subfund		\$0	\$3,329,280	\$3,329,280	\$78,096,229	\$3,003,060	\$84,428,569

3910

Landfill Reserve Fund

Project Number	Project Name	Proposed Omnibus	FY15-16 thru 9/14 amend.	Proposed FY15-16	FY17-18	FY19-20	Total Budget Amended
1033509	SW LANDFILL GAS TO ENERGY Technical Adjustment/Close-Out request		\$43,148	\$43,148	\$0	\$0	\$43,148
1033512	SW CH SW MODIFICATION Technical Adjustment/Close-Out request		\$164	\$164	\$0	\$0	\$164
1033513	SW CH AREA 7 DEVELOPMENT Technical Adjustment/Close-Out request		(\$618,585)	(\$618,585)	\$0	\$0	(\$618,585)
1033514	SW CH RELOCATE FLARE STATION Technical Adjustment/Close-Out request		(\$17,979)	(\$17,979)	\$0	\$0	(\$17,979)
1033516	SW CH REV SITE DEV PLAN Standalone		\$844,553	\$844,553	\$0	\$0	\$844,553
1033542	SW CH AREA 7 CLOSURE Standalone		\$2,952,794	\$2,952,794	\$12,462,106	\$0	\$15,414,900
1033547	SW LFR CAPITAL PROJ CNTRL SPRT Standalone		\$400,516	\$400,516	\$887,294	\$0	\$1,287,810
1111111	SW LRF CAPITAL PROJECT OVERSIGHT Administrative		\$0	\$0	\$0	\$0	\$0
1033548	SW LFR CIP OVERSIGHT Administrative		\$28,365	\$28,365	\$0	\$0	\$28,365
1112415	CH Area 8 Closure Standalone		\$0	\$0	\$0	\$5,770,642	\$5,770,642
1115992	SW A8 DEV/FACILITY RELOCATION Standalone		\$17,457,808	\$17,457,808	\$0	\$0	\$17,457,808
1124105	SW CH LFG PIPELINE UPGRADE Standalone		\$6,386,231	\$6,386,231	\$0	\$0	\$6,386,231
1124106	SW CH SUPPORT FACILITIES EVA Standalone		\$2,004,501	\$2,004,501	\$0	\$0	\$2,004,501
3910 - Landfill Reserve Fund		\$0	\$29,481,516	\$29,481,516	\$13,349,400	\$5,770,642	\$48,601,558

Project Number	Project Name	Proposed Omnibus	FY15-16 thru 9/14 amend.	Proposed FY15-16	FY17-18	FY19-20	Total Budget Amended
1039248	DES FMD KCCF FIXTURES Technical Adjustment/Close-Out request		(\$31,520)	(\$31,520)	\$0	\$0	(\$31,520)
1039271	DES FMD KCCF 7TH FLOOR YARDOUT Technical Adjustment/Close-Out request		(\$41,447)	(\$41,447)	\$0	\$0	(\$41,447)
1039591	DES FMD MRJC PHASE 2 ESCO Technical Adjustment/Close-Out request		(\$17,455)	(\$17,455)	\$0	\$0	(\$17,455)
1040765	ADA Program Various Locations Standalone		\$100,000	\$100,000	\$0	\$0	\$100,000
1040766	DES FMD BLCK RVR LIGHTING RETR Technical Adjustment/Close-Out request		(\$8,711)	(\$8,711)	\$0	\$0	(\$8,711)
1040774	DES FMD EARLNGTN EEC BLCK GRT Technical Adjustment/Close-Out request		(\$123,864)	(\$123,864)	\$0	\$0	(\$123,864)
1040823	DES FMD SOUTH PRK DUE DLIGENCE Technical Adjustment/Close-Out request		(\$1,841)	(\$1,841)	\$0	\$0	(\$1,841)
1040826	DES FMD KCCF GENERATOR RM IMPR Technical Adjustment/Close-Out request		\$413	\$413	\$0	\$0	\$413
1040847	DES FMD MCKINSTRY ESSENTION K Technical Adjustment/Close-Out request		(\$33,136)	(\$33,136)	\$0	\$0	(\$33,136)
1040848	DES FMD KCCF W WNG WINDOW UPG Technical Adjustment/Close-Out request		\$31	\$31	\$0	\$0	\$31
1040850	DES FMD SUP CT ALDER SCHEM DES Technical Adjustment/Close-Out request		(\$850,618)	(\$850,618)	\$0	\$0	(\$850,618)
1040874	DES FMD CAPITAL PROJECT OVERSIGHT Administrative		\$8,785	\$8,785	\$0	\$0	\$8,785
1040939	DES FMD NRTH PH COUNTER REMOD Technical Adjustment/Close-Out request		\$7,164	\$7,164	\$0	\$0	\$7,164
1046108	DES FMD ERLNGTN ROOF HVAC REPL Technical Adjustment/Close-Out request		(\$73,994)	(\$73,994)	\$0	\$0	(\$73,994)
1046140	DES FMD NORTH LOT PM CONSULTNG Technical Adjustment/Close-Out request		(\$10,000)	(\$10,000)	\$0	\$0	(\$10,000)
1046141	DES FMD YSC STORM DAMAGES Technical Adjustment/Close-Out request		(\$245)	(\$245)	\$0	\$0	(\$245)
1046334	DES FMD OLR SPACE MOVE Technical Adjustment/Close-Out request		\$248	\$248	\$0	\$0	\$248
1046334	OLR Space Move		(\$256)	(\$256)			(\$256)
1113073	DES FMD 7th Flr Bunk Enclosures Technical Adjustment/Close-Out request		\$0 \$186	\$0 \$186	\$0	\$0	\$0 \$186
1116411	DES FMD DDES RELOCATION Technical Adjustment/Close-Out request		(\$10,261)	(\$10,261)	\$0	\$0	(\$10,261)
1116485	DES FMD E911 7 EMS TI DESIGN 2015 Supplemental Ord # 18007		\$71,446	\$71,446	\$0	\$0	\$71,446
1116717	DES FMD YESLER SECURITY Technical Adjustment/Close-Out request		(\$5,619)	(\$5,619)	\$0	\$0	(\$5,619)
1116719	DC Burien Redmond Shoreline Security Vestibules Standalone		(\$364,750)	(\$364,750)	\$0	\$0	(\$364,750)
1116721	DES FMD SUP CRT KEY CARD READR Technical Adjustment/Close-Out request		\$15,000	\$15,000	\$0	\$0	\$15,000
1117106	CHILDREN & FAMILY JUSTICE CENTER 2015 Supplemental Ord.#17953		\$1,955,000	\$1,955,000	\$0	\$0	\$1,955,000
1117994	YSC Fire Exiting Standalone		\$137,794	\$137,794	\$0	\$0	\$137,794
1118647	DES FMD - AUBURN DC MOVE Technical Adjustment/Close-Out request		\$17,813	\$17,813	\$0	\$0	\$17,813
1121771	Preliminary Planning & Design For Relocating		\$100,000	\$100,000	\$0	\$0	\$100,000
1122048	AFIS Laboratory Replacement Standalone		\$730,431	\$730,431	\$0	\$0	\$730,431
1122071	Special Operations Vehicle Move Standalone		\$57,325	\$57,325	\$0	\$0	\$57,325
1122292	DES FMD Fallen Deputy Memorial		\$0	\$0			\$0
1123605	DES FMD MRJC SPACE EFFIC Standalone		\$561,190	\$561,190	\$0	\$0	\$561,190

1124146	Bellevue District Court Relocation Administrative	\$790,000	\$790,000	\$0	\$0	\$790,000	
1124150	Earlington Conference Room Improvements	\$116,003	\$116,003	\$0	\$0	\$116,003	
1124154	MRJC Court Detail Door Security Standalone	\$102,130	\$102,130	\$0	\$0	\$102,130	
1124156	KSC Consolidation Phase 2 Floors 7 & 8 Standalone	\$2,275,593	\$2,275,593	\$0	\$0	\$2,275,593	
1124202	DES FMD BRR EMERGENT NEED-EXISTING PROJECTS	\$145,000	\$145,000	\$0	\$0	\$145,000	
1124203	CNK BLDG CONSOLIDATION Standalone	\$548,942	\$548,942	\$0	\$0	\$548,942	
1124215	KCCH E201 Acoustic Treatment Administrative	\$244,300	\$244,300	\$0	\$0	\$244,300	
1124441	Contingency Resource Conservation Grants Administrative	\$1,000,000	\$1,000,000	\$0	\$0	\$1,000,000	
1124545	DES FMD KCCH EMPLOYEE ENTRANCE Standalone	\$0	\$0	\$0	\$0	\$0	
1125009	DES FMD 4TH AVENUE BUILDING 2015 Supplemental Ord. 18058	\$2,680,265	\$2,680,265	\$0	\$0	\$2,680,265	
1125015	YESLER B EXHAUST RELOC	\$1,296,992	\$1,296,992			\$1,296,992	
1126340	BARCLAY D EVIDN REFRIG	\$251,361	\$251,361			\$251,361	
1126342	KCIT Move to Chinook	\$232,000	\$232,000			\$232,000	
1126343	KSC Phase III Acceleration	\$2,654,187	\$2,654,187			\$2,654,187	
1126687	PH Northshore Clinic	\$250,952	\$250,952			\$250,952	
3951 - Building Repair/Replacement Sub Fund		\$0	\$14,776,882	\$14,776,882	\$0	\$0	\$14,776,834

3961

Harborview Medical Center Building Repair/Replacement Sub Fund

Project Number	Project Name	Proposed Omnibus	FY15-16 thru 9/14 amend.	Proposed FY15-16	FY17-18	FY19-20	Total Budget Amended
1040770	DES FMD HMC OFFCES BCKFILL 5EH Standalone		\$555,500	\$555,500	\$0	\$0	\$555,500
1040771	DES FMD HMC CAMPUS SIGNAGE Technical Adjustment/Close-Out request		(\$23,431)	(\$23,431)	\$0	\$0	(\$23,431)
1040783	DES FMD HMC CNTRL RATE ALLCTNN Administrative		\$10,500	\$10,500	\$0	\$0	\$10,500
1040791	DES FMD HMC OFFCES BKFL 6EH Standalone		\$202,000	\$202,000	\$0	\$0	\$202,000
1040816	DES FMD HMC CAP PRTS OVERSIGHT Administrative		\$10,098	\$10,098	\$0	\$0	\$10,098
1040831	DES FMD HMC ED SUPPRT TO 1EH92 Technical Adjustment/Close-Out request		(\$2,338)	(\$2,338)	\$0	\$0	(\$2,338)
1040832	DES FMD HMC 4WH RENOVATIONS Technical Adjustment/Close-Out request		(\$114,424)	(\$114,424)	\$0	\$0	(\$114,424)
1040834	DES FMD HMC 8EH HYDROTHERAPY Technical Adjustment/Close-Out request		(\$289,548)	(\$289,548)	\$0	\$0	(\$289,548)
1040854	DES FMD HMC VP 1 STR DGE RPR Technical Adjustment/Close-Out request		\$4,639	\$4,639	\$0	\$0	\$4,639
1040855	DES FMD HMC INP FLR UPGRADES 06 Technical Adjustment/Close-Out request		\$8,231	\$8,231	\$0	\$0	\$8,231
1040856	DES FMD HMC INP FLR UPGRDES 06 Technical Adjustment/Close-Out request		(\$6,498)	(\$6,498)	\$0	\$0	(\$6,498)
1040879	DES FMD HMC MEDITATION ROOM Standalone		(\$321,155)	(\$321,155)	\$0	\$0	(\$321,155)
1040899	DES FMD HMC ORTHOTC SHOP RELO Technical Adjustment/Close-Out request		(\$49,964)	(\$49,964)	\$0	\$0	(\$49,964)
1040902	DES FMD HMC TFSN SUPP SERV Technical Adjustment/Close-Out request		(\$136,623)	(\$136,623)	\$0	\$0	(\$136,623)

1040903	DES FMD HMC INP FLR UPGRDES Technical Adjustment/Close-Out request	\$22,393	\$22,393	\$0	\$0	\$22,393
1040904	DES FMD HMC RPR FUND 3961 DFLT Technical Adjustment/Close-Out request	\$573	\$573	\$0	\$0	\$573
1040989	DES FMD HMC MISC UNDER \$50,000 Standalone	\$434,828	\$434,828	\$0	\$0	\$434,828
1040990	DES FMD HMC FIXED EQUIPMENT Standalone	\$424,096	\$424,096	\$0	\$0	\$424,096
1040993	DES FMD HMC PRKNG G SEC UPGRDE Technical Adjustment/Close-Out request	(\$138,780)	(\$138,780)	\$0	\$0	(\$138,780)
1040994	DES FMD HMC BEH PTHY FRZM SECT Technical Adjustment/Close-Out request	(\$76)	(\$76)	\$0	\$0	(\$76)
1046201	DES FMD HMC OR LCKR BRK STRE Technical Adjustment/Close-Out request	(\$230,622)	(\$230,622)	\$0	\$0	(\$230,622)
1046214	DES FMD HMC LOBBY FIN COUNSELG Technical Adjustment/Close-Out request	\$2,000	\$2,000	\$0	\$0	\$2,000
1046216	DES FMD HMC OR SPPLY N XHAUST Technical Adjustment/Close-Out request	\$828	\$828	\$0	\$0	\$828
1046217	DES FMD HMC MEDICAL STORES Technical Adjustment/Close-Out request	(\$2,560)	(\$2,560)	\$0	\$0	(\$2,560)
1046218	DES FMD HMC BASEMENT SUPORT SVC Technical Adjustment/Close-Out request	(\$39,118)	(\$39,118)	\$0	\$0	(\$39,118)
1046221	DES FMD HMC WEST HOSPITL UPGRD Standalone	\$272,700	\$272,700	\$0	\$0	\$272,700
1046222	DES FMD HMC SINGLE PATIENT BED Standalone	\$631,654	\$631,654	\$0	\$0	\$631,654
1046223	DES FMD HMC SIXPLEX DEMOLITION Technical Adjustment/Close-Out request	(\$14,147)	(\$14,147)	\$0	\$0	(\$14,147)
1046237	DES FMD HMC MJR ISO UPGRADES Standalone	\$400,000	\$400,000	\$0	\$0	\$400,000
1046240	DES FMD HMC ROOF REPLACEMENT Standalone	\$305,000	\$305,000	\$0	\$0	\$305,000
1046242	DES FMD HMC LIGHTING CONVERSION Standalone	\$100,000	\$100,000	\$0	\$0	\$100,000
1114658	DES FMD HMC 4MB VASCR CLINIC Technical Adjustment/Close-Out request	\$6,265	\$6,265	\$0	\$0	\$6,265
1116486	DES FMD HMC FIREHSE ES MAIN Technical Adjustment/Close-Out request	\$6,493	\$6,493	\$0	\$0	\$6,493
1117819	DES FMD HMC DIAG EQPT INSTL Standalone	\$70,000	\$70,000	\$0	\$0	\$70,000
1122167	DES FMD HMC STDY BURN & PEDS Standalone	\$518,130	\$518,130	\$0	\$0	\$518,130
1122168	DES FMD HMC STDY SPCL VARNCE Standalone	(\$101,000)	(\$101,000)	\$0	\$0	(\$101,000)
1122172	DES FMD HMC BREAKERS Standalone	\$500,000	\$500,000	\$0	\$0	\$500,000
1124435	DES FMD HMC SUPPLY FAN 42 PHARMACY Standalone	\$900,000	\$900,000	\$0	\$0	\$900,000
1124436	DES FMD HMC BASEMENT SUPPLY / EXHAUST FANS Standalone	\$800,000	\$800,000	\$0	\$0	\$800,000
1124437	DES FMD HMC COOLING TOWERS CT (GAMA) Standalone	\$900,000	\$900,000	\$0	\$0	\$900,000
1124442	DES FMD HMC STUDY: RECOVERY BEDS Standalone	\$50,500	\$50,500	\$0	\$0	\$50,500
1124443	DES FMD HMC STUDY: PHARM. CLEAN ROOM & HAZ DRUG CONTROL Standalone	\$200,000	\$200,000	\$0	\$0	\$200,000
1124444	DES FMD HMC KITCHEN DISHWASHER Standalone	\$750,000	\$750,000	\$0	\$0	\$750,000

1124445	DES FMD HMC NEUROSURGERY BI-PLANE HYBRID OR Standalone	\$745,613	\$745,613	\$0	\$0	\$745,613	
1124446	DES FMD HMC 5EH – ACUTE CARE PATIENT ROOMS Standalone	\$454,500	\$454,500	\$0	\$0	\$454,500	
1124447	DES FMD HMC 6EH – ACUTE CARE PATIENT ROOMS Standalone	\$964,550	\$964,550	\$0	\$0	\$964,550	
3961 - Harborview Medical Center Building Repair/Replacement Sub Fund		\$0	\$8,780,807	\$8,780,807	\$0	\$8,780,807	
Grand Total		\$3,146,246	\$1,295,683,900	\$1,298,830,146	\$1,225,861,794	\$596,189,826	\$3,120,881,742